

CONTENTS

Description	Page
Preface	ii
Executive Summary	iii
Chapter 1	x
<i>Introduction</i>	x
<i>Objectives</i>	x
<i>Scope and coverage</i>	x
<i>Planning and execution of census</i>	x
<i>Collection of returns and non-response</i>	xi
<i>Adjustment for non-response</i>	xii
<i>Industrial classification</i>	xii
<i>Manufacturing activity</i>	xiii
Chapter 2	xiv
<i>Salient features of the census</i>	xiv
<i>Cotton ginning</i>	xv
Chapter 3	xxx
<i>Concepts and definitions</i>	xxx
<i>Acronym</i>	xxxiii
Statistical Tables	1 – 191
Annexures	193 - 220
<i>CMI 2005-06 Questionnaire</i>	193
<i>PSIC 2007</i>	201
<i>Weights</i>	218

PREFACE

Census of (Large Scale) Manufacturing Industries (CMI) is conducted by Federal Bureau of Statistics (FBS) in collaboration with Provincial Directorates of Industries and Bureaus of Statistics (BOS) under the Industrial Statistics Act 1942 and General Statistics Act 1975. The first CMI was conducted in 1954 and the last one in 2000-01. CMI is conducted after five years and this report is for the year 2005-06. The Census is conducted through mailing of Questionnaires, as a joint effort by the FBS, Provincial Directorates of Industries and BOS. The FBS played the role of planner & coordinator of different CMI activities including data processing and compilation of report at national level.

The CMI measures production, structural changes of Large-Scale Manufacturing Industries (LSMI) and provides data on quantities and values of inputs and outputs, census value added, contribution to GDP, fixed assets, stocks, employment & employment cost and industrial taxes. It takes into account the new developments in the industrial field, captures new industrial products and establishments and develop new weights for Production Index of Manufacturing.

CMI covers manufacturing establishments registered or qualify for registration under Factories Act 1934. If an establishment is engaged in more than one activity and separate accounts are maintained by the establishment for each activity, then separate returns are collected for each such activity. The defence and government workshops engaged in manufacturing activities registered under Factories Act are, however excluded. The report covers the period from July 2005 to June 2006 and provides detailed data at provincial and national level. Summary tables at national level are available on our website www.statpak.gov.pk.

We are making all out efforts to improve industrial statistics and hope this report would prove useful to data users. Suggestions in this respect from the users will always be welcomed and appreciated.

TARIQ SHAFIQ KHAN
Secretary

STATISTICS DIVISION
GOVERNMENT OF PAKSITAN
Islamabad, dated Feb. 17, 2009

EXECUTIVE SUMMARY

Manufacturing is a key part of the economy. In FY 2005-06 it contributed about 19 % to the GDP of Pakistan. It is traditionally decomposed into large-scale manufacturing and small-scale manufacturing industries.¹ The Census of Manufacturing Industries (CMI) focuses on the production and investment behaviour of Large Scale Manufacturing Industries (LSMI) covering establishments employing 10 or more employees. Results for small-scale manufacturing would be provided by the Survey of Small and Household Manufacturing Industries (SHMI) presently being conducted by Federal Bureau of Statistics.

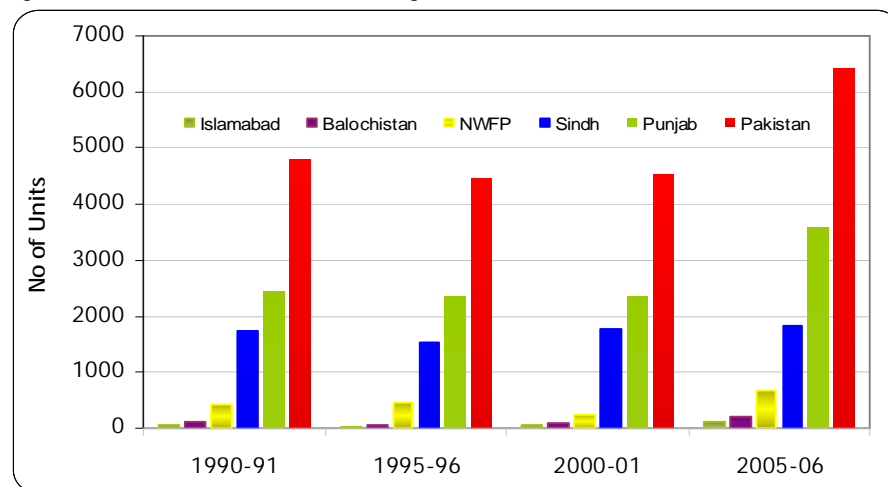
COVERAGE

The Census of Large Scale Manufacturing Industries is conducted after every five years using the frame of Provincial Labour Departments. CMI 2005-06 frame was enhanced using industrial directories provided by Provincial Directorates of Industries as well as results of Economic Census 2001 conducted by Federal Bureau of Statistics. Intensified efforts were made to improve coverage. The Information was collected through mailed questionnaires followed by field visits by Provincial Directorates of Industries. Annual reports of the establishments listed with stock exchanges were also used to augment the coverage. As a result, number of establishments covered in CMI 2005-06 were 41.7 % higher than CMI 2000-01, as shown at Table-1 and Figure-1.

Table-1: Number of Manufacturing Establishments covered in Latest CMIs

Region	1990-91	1995-96	2000-01	2005-06
Pakistan	4,792	4,474	4,528	6,417
Punjab	2,452	2,364	2,357	3,590
Sindh	1,751	1,528	1,768	1,825
NWFP	425	468	236	673
Balochistan	110	69	93	212
Islamabad	54	45	74	117

Figure-1 Number of Manufacturing Establishments covered in Latest CMIs



¹Slaughtering is now a part of manufacturing as per revised Pakistan Industrial Standard Classification (PSIC 2007). Slaughtering was neither covered in earlier CMIs nor it has been included in the CMI 2005-06. Its accounts would, however, be estimated separately by FBS for National Accounts purposes.

This also holds for "Publishing of newspapers, journals and periodicals" (PSIC class 2212) which has been omitted in the census though according to the new PSIC-classification they also fall under manufacturing. The reason is that the newspaper agencies do not fall under the Factories Act 1934. These agencies will be covered by a special survey or study during the next months.

TRENDS IN PRODUCTION AND INVESTMENT

Brief outline of main results of the census including production value, census value added, contribution to GDP and capital stock are given in the following paragraphs.

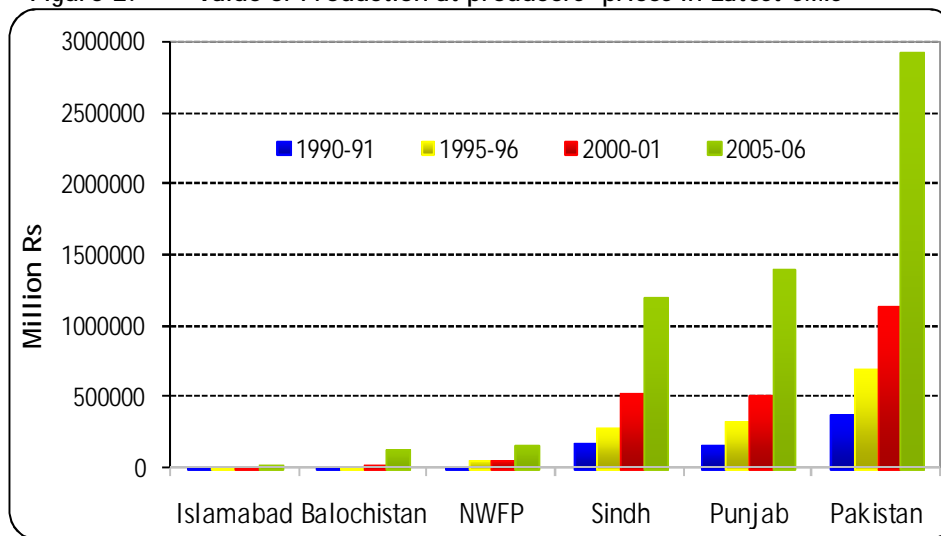
Production Value

Census of Manufacturing Industries (CMI) 2005-06 shows value of production at Rs 2,929 billion depicting an increase of 165% over Rs 1,104 billion in Census of Manufacturing Industries 2000-01. The values of production at producers' prices recorded at national and provincial levels in last four CMIs are given at Table-2 and Figure-2. It may be noted that these values include all indirect taxes (net of subsidies) except general sales tax. Details about different valuation methods of output and value added may be seen in chapter -3 (Concepts and Definitions).

Table-2: Value of Production at producers' prices in Latest CMIs Million Rs

Region	1990-91	1995-96	2000-01	2005-06
Pakistan	369,664	678,196	1,104,185	2,929,320
Punjab	162,052	321,623	497,708	1,405,699
Sindh	179,736	280,662	522,617	1,200,402
NWFP	14,993	60,689	46,439	164,313
Balochistan	9,822	8,843	23,828	136,582
Islamabad	3,061	6,379	13,593	22,324

Figure-2: Value of Production at producers' prices in Latest CMIs



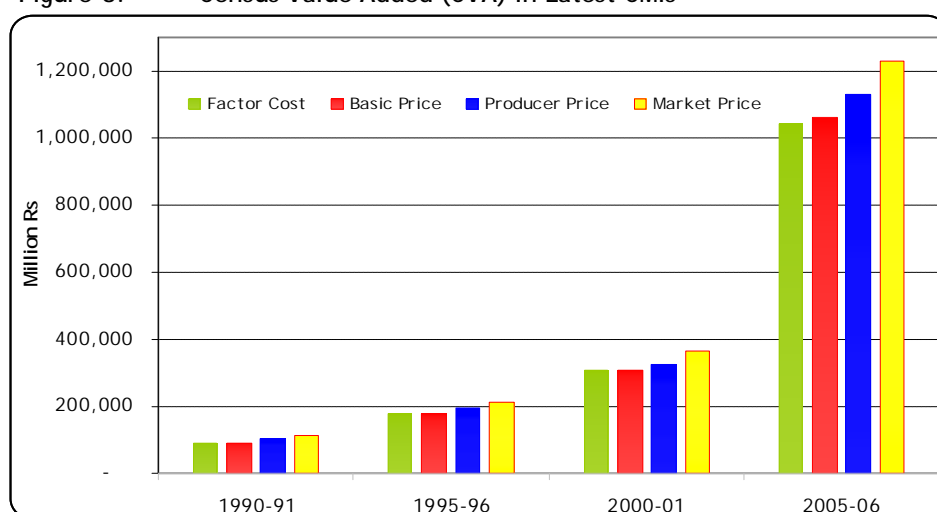
Census Value Added

Value of production (inclusive of sales tax) minus industrial cost gives Census Value Added (CVA) at market prices, which comes to Rs 1,204 billion in 2005-06 as compared to Rs 366 billion in 2000-01 showing an increase of 229% over last five years. Detailed description of Census Value Added calculated at market prices, producer prices, basic prices and factor cost for the last four Censuses of Manufacturing Industries is given at Table-3 and Figure-3.

Table-3: Census Value Added (CVA) in Latest CMIs Million Rs

S #	Aggregate	1990-91	1995-96	2000-01	2005-06
1	Census Value Added (<i>market prices</i>)	111,006	212,559	365,989	1,204,281
2	Minus Sales Tax	5,195	14,815	40,879	100,867
3	Census Value Added (<i>producers' prices</i>) (1-2)	105,812	197,744	325,110	1,103,414
4	Minus Import/excise duties & other taxes less subsidies on products	12,677	19,654	16,279	68,384
5	Census Value Added (<i>basic prices</i>) (3-4)	93,135	178,090	308,831	1,035,030
6	Minus Provincial /District Taxes (Net) ²	955	1,559	1,259	11,471
7	Census Value Added (<i>factor cost</i>) (5-6)	92,179	176,531	307,572	1,023,559

Figure-3: Census Value Added (CVA) in Latest CMIs



Contribution to GDP (Gross Value Added)

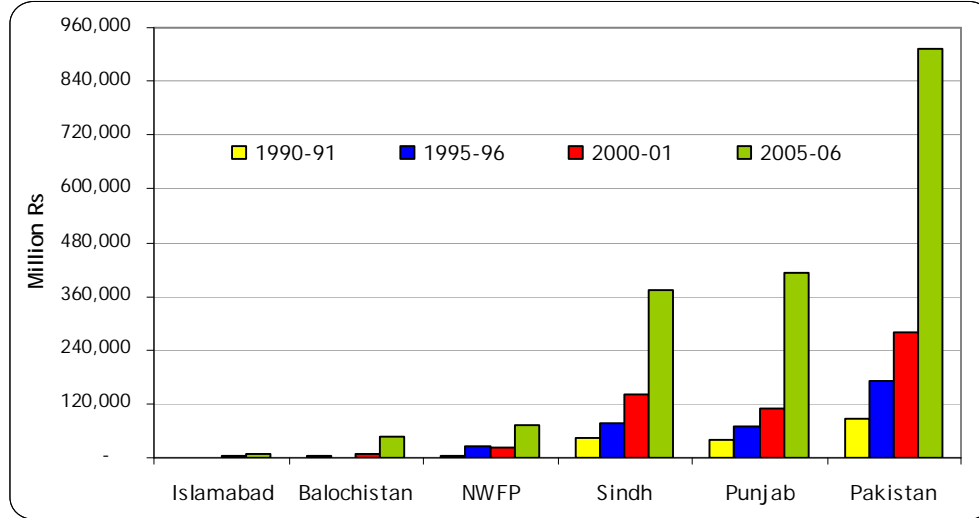
Addition of non-industrial receipts less non-industrial payments into Census Value Added results in value added as measured by National Accounts and termed as contribution to GDP (also termed as Gross Value Added). United Nations System of National Accounts (SNA) 1993 recommends the concepts of contribution to GDP at basic prices and producers' prices (and not at factor cost and market prices). CMI 2005-06 figures show Contribution to GDP at producers' prices (*exclusive of sales tax*) at Rs 912 billion as compared to the previous Census 2000-01 amount of Rs 280 billion as witnessed in Table-4 & Figure-4.

Table-4: Contribution to GDP (GVA) at Producers' Prices in Latest CMIs Million Rs

Region	1990-91	1995-96	2000-01	2005-06
Pakistan	87,852	169,207	279,821	912,147
Punjab	38,230	67,403	105,093	411,990
Sindh	42,323	74,736	147,131	373,429
NWFP	4,430	23,747	20,600	72,983
Balochistan	2,445	1,652	5,724	47,682
Islamabad	423	1,669	1,273	6,064

² For simplicity it is assumed that provincial and district taxes / subsidies are the ones which are levied or granted to production as such (i.e. on inputs) in contrast to the taxes and subsidies on products (i.e. on outputs) such as excise duties.

Figure-4: Contribution to GDP (GVA) at Producers' Prices in Latest CMIs



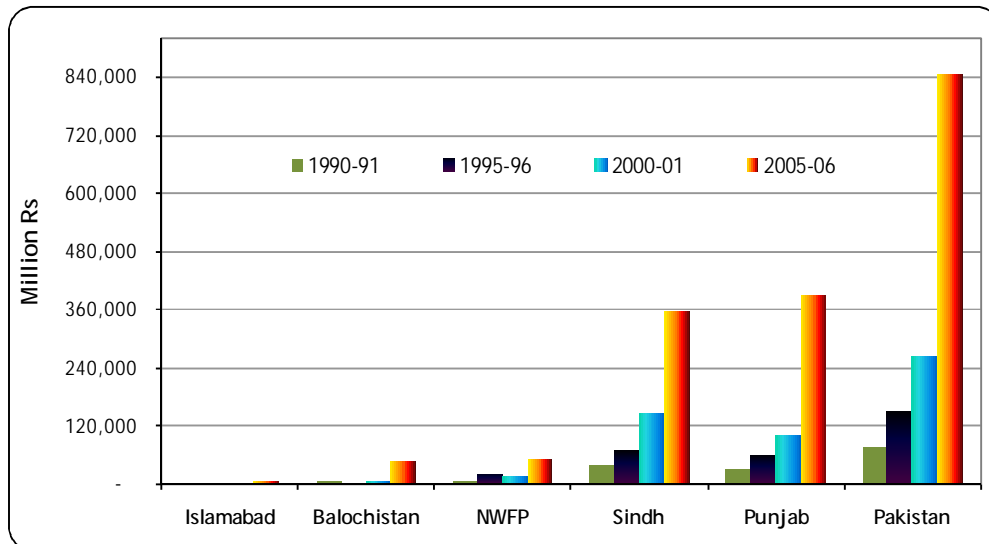
Contribution to GDP (GVA) at Basic Prices

If we deduct import/excise duties and other taxes net of subsidies on products from contribution to GDP at producers' prices, we get contribution to GDP at basic prices. CMI 2005-06 figures show Contribution to GDP at basic prices at Rs 844 billion as compared to previous Census 2000-01 amount Rs billion 264 as witnessed in Table-5 & Figure-5.

Table-5: Contribution to GDP (GVA) at Basic Prices in Latest CMIs Million Rs

Region	1990-91	1995-96	2000-01	2005-06
Pakistan	75,174	149,554	263,541	843,762
Punjab	30,753	56,847	97,790	387,612
Sindh	38,499	69,802	143,903	353,942
NWFP	3,567	20,313	15,523	50,670
Balochistan	2,148	1,511	5,591	46,269
Islamabad	207	1,081	734	5,271

Figure-5: Contribution to GDP (GVA) at Basic Prices in Latest CMIs



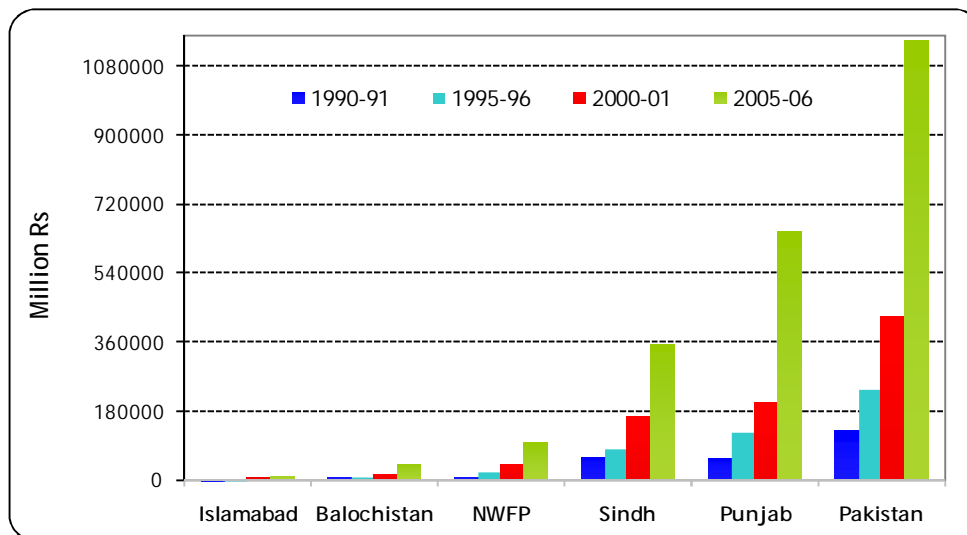
Capital Stock (Fixed Assets)

Capital stock or value of fixed assets at the end of fiscal year 2005-06 have been calculated as the value of fixed assets at the beginning of fiscal year plus investment during the fiscal year 2005-06 (purchases less sales of fixed assets plus additions to fixed assets out of own production). It amounted to Rs 1,147 billion at the end of fiscal year 2005-06 as compared to Rs 428 billion at the end of fiscal year 2000-01, showing 168% increase. Values of fixed assets calculated during last four CMIs are given in Table-6 & Figure-6.

Table-6: Value of Fixed Assets at the end of Fiscal Year in Latest CMIs Million Rs

Region	1990-91	1995-96	2000-01	2005-06
Pakistan	125,618	235,774	427,670	1,147,318
Punjab	52,915	123,683	201,105	648,435
Sindh	57,863	81,034	168,816	351,637
NWFP	5,773	22,785	41,836	97,494
Balochistan	6,726	6,414	12,976	39,101
Islamabad	2,341	1,858	2,937	10,651

Figure-6: Value of Fixed Assets at the end of Fiscal Year in Latest CMIs



Industrial Classification

Pakistan Standard Industrial Classification (PSIC) 2007³, developed on the basis of UN International Standard Industrial Classification ISIC Rev-3.1, has been used to classify manufacturing activities. Under this classification, cotton ginning, pressing and baling activity is now a part of agriculture. This is, however, still commonly considered one of the major manufacturing activities and Provincial Directorates of Industries have covered 456 cotton ginning & baling units in Punjab and 84 units in Sindh in CMI 2005-06. The statistics of these units have, therefore, been included in the report against sub-class 15142 for making it comparable with results of earlier CMIs.

³ CMI 2005-06 was conducted in 2006-07 using PSIC developed during 2006-07.

It has already been mentioned that in this CMI as well as in the previous ones slaughtering is not included. This also holds for PSIC class 2212 "Publishing of newspapers, journals and periodicals" which has been omitted though according to the new PSIC-classification they also fall under manufacturing.

Structural Changes (weights)

An important objective of the censuses is to inform about structural changes within manufacturing. These changes can best be measured by weights of selected variables of Large Scale Manufacturing Industries. Such weights have been developed activity wise according to PSIC -2007. Major changes have been observed in the weights of following activities.

Table-7: Major changes in weights by activity as % of contribution to GDP (BP)

Industry		Weights in % of total large scale manufacturing			
PSIC code	Short description	CMI adjusted for non-response 2000-01	CMI 2005-06	CMI adjusted for non-response 2005-06	CMI adjusted for non-response 2005-06 excluding Cotton Ginning
15	Food Products & Beverages	14.83	15.32	14.51	15.20
16	Tobacco products	3.06	2.22	2.03	2.13
17	Manufacture of textiles	28.14	26.53	26.03	27.27
18	Wearing Apparel	3.36	3.94	5.20	5.45
19	Leather products	2.30	0.91	0.91	0.95
21	Paper & paper products	1.00	2.70	2.80	2.93
24	Chemicals & chemicals Products	15.03	14.35	12.89	13.50
26	Other Non – metallic mineral Products	5.21	7.28	6.28	6.58
27	Basic metals	3.55	4.57	5.39	5.65
29	Machinery & equipment n.e.c	2.96	1.99	1.91	2.00
34	Motor vehicles & trailers	4.18	4.50	4.21	4.41
35	Other transport equipment	0.28	1.26	1.12	1.18

Limitations of Census Data

The Census of Large-Scale Manufacturing Industries is based on the lists of factories registered or establishments qualifying for registration under the Factories Act 1934:

- a) The CMI frame may be incomplete since
 - (i) some factories eligible for registration with Provincial Labour Departments may not have got themselves registered.
 - (ii) some factories might have gone out of operation but their names appear in the frame.
- b) There is considerable amount of non-response, as 3,213 establishments stand defaulters (Table-8). The CMI results, therefore, need to be adjusted with the results of non-response estimates.
- c) Quantities of outputs and inputs are not given in all cases; hence, their quantitative aggregates at activity level as well as overall aggregates are often not meaningful.

Table-8: Number of Establishments and Non - response in CMI 2005-06

PSIC Code	Industry Major Groups	Total	Covered	Closed	Defaulters					
					Pakistan	Punjab	Sindh	NWFP	Balo-chistan	Islamabad
	ALL INDUSTRIES	13,146*	6,417	2,364	3,213	2,431	423	76	74	209
151	Meat, fruit & vegetables	271	146	95	30	16	10	1	-	3
153	Grain milling & animal feed	1,403	901	219	283	203	14	13	28	25
154	Other food products	324	190	72	62	34	13	2	3	10
171	Manufacture of textiles	2,153	1,081	672	400	270	114	5	11	-
172	Other textiles	325	140	91	94	76	13	1	1	3
173	Knitted & crocheted products	260	108	58	94	65	26	-	-	3
181	Wearing apparel	841	324	155	362	273	75	-	-	14
191	Tanning & dressing of leather	251	106	77	68	62	6	-	-	-
210	Paper & paper products	294	133	59	102	81	11	3	1	6
242	Other chemical products	639	394	99	146	87	18	8	5	28
252	Plastic products	221	142	35	44	22	12	3	4	3
269	Non-metallic mineral products	613	448	71	94	34	2	8	2	48
271	Basic iron & steel	451	245	75	131	100	11	2	2	16
289	Other metal products	171	117	27	27	19	5	-	3	-
292	Special-purpose machinery	211	142	29	40	35	4	1	-	-
293	Domestic appliances n.e.c.	210	162	38	10	7	3	-	-	-
343	Parts of motor vehicles	271	123	45	103	97	4	-	1	1
CG	Cotton ginning	840	540	21	279	279	-	-	-	-
	All Other Industries	2,245	975	426	844	671	82	29	13	49
-	Irrelevant**	819	-	-	-	-	-	-	-	-

*333 units were found duplicate in the CMI frame of Punjab.

** 819 units were found carrying out activities other than manufacturing.

CHAPTER-1

Introduction

Census of Large-Scale Manufacturing Industries (CMI) is conducted under sections 9 & 10 of General Statistics Act 1975 and section 5 & 6 of Industrial Statistics Act 1942. The first CMI was conducted in 1954 and the last one was completed for the year 2000-01.

Objectives

Production pattern and industrial structure changes over time. The CMI measures production and structural changes of large-scale manufacturing industries (LSMI). Census of Manufacturing Industries provides data on quantities and values of inputs and outputs, census value added, contribution to GDP, fixed assets, stocks, employment & employment cost and industrial taxes. It takes into account the new developments in the industrial field, capture new industrial products and establishments and develop new weights for Production Index of Manufacturing.

Scope and coverage

CMI covers manufacturing establishments which are registered or which qualify for registration under Factories Act, 1934. If an establishment is engaged in more than one activity and separate accounts are maintained by the establishment for each activity, then separate returns are collected for each such activity. The defence and government workshops engaged in manufacturing activities registered under Factories Act are, however excluded. The report covers the period from July 2005 to June 2006.

Planning and execution of the Census

The Census of Large-Scale Manufacturing Industries (CMI) 2005-2006 has been conducted as a joint effort by the Federal Bureau of Statistics (FBS), Provincial Directorates of Industries and Bureaus of Statistics (BOS), contributing as per following.

§ Federal Bureau of Statistics

1. Planning of Census
2. Preparation of questionnaire, editing checks and tabulation plan
3. Collection of returns from establishments located in Federal Capital Territory
4. Editing, coding and processing of questionnaires received from Federal Capital Territory, Islamabad. (For CMI 2005-06, this job was done by FBS for NWFP and Baluchistan also).
5. Preparation of tables at national and provincial levels including Islamabad and publication of CMI report.

§ Directorates of Industries

1. Printing of questionnaires¹ (FBS published the questionnaires for Balochistan and Federal Capital Territory area of Islamabad)
2. Notification of the questionnaires in the government gazette.

¹ See Annexure-1 for CMI questionnaire

3. Mailing out of questionnaires on the basis of the list of establishments as available
4. Collection of filled-in questionnaires from manufacturing establishments
5. Classification & preliminary editing of CMI returns.

§ Provincial Bureaus of Statistics

1. Editing, coding and processing of CMI questionnaires and supply of tabulated data to FBS.
2. Estimation of data in case of non-response cases.

Collection of returns and non-response

CMI questionnaires are issued to the establishments by the provincial Directorates of Industries as per list of manufacturing establishments maintained by Provincial Directorates of Labour Welfare. CMI 2005-06 frame was enhanced using industrial directory prepared by Punjab Directorate of Industries as well as results of Economic Census 2001 conducted by Federal Bureau of Statistics. CMI is conducted through mail enquiry supplemented by field visits. The collection is done by the Provincial Directorates of Industries, appointed for the purpose under the Industrial Statistics Act 1942. This act empowers the provincial governments to appoint an officer to collect the data in connection with census. The Provincial Directorates of Industries, after collection, pass on the returns to Provincial Bureaus of Statistics (BOS) for further processing.

The position about the coverage of Census of Manufacturing Industries and non-response is given at Table-1.1.

Table-1.1: Coverage Position of CMI 2000-01 and CMI 2005-06

Items		Pakista n	Punja b	Sind h	NWFP	Balochista n	Islamaba d
CMI 200-01							
1	No. of establishments on mailing List	9,823	5,866	3,228	300	240	189
2	Filled-in questionnaires received	4,809	2,616	1,768	242	98	85
3	No. of establishments qualified for tabulation	4,528	2,357	1,768	236	93	74
4	No. of returns rejected for irrelevant activities	281	259	-	6	5	11
5	Closed or ceased to exit as reported by Provincial Directorates of Industries	2,438	2,063	161	18	106	90
6	No. of non-responding factories	2,576	1,187	1,299	40	36	14
CMI 2005-06							
1	No. of establishments on Mailing List	13,146	8,239	3,288	972	309	338
2	Filled-in questionnaires received	7,236	4,072	2,093	731	221	119
3	No. of establishments qualified for tabulation	6,417	3,590	1,825	673	212	117

4	No. of returns rejected for irrelevant activities	819	482	268	58	9	2
5	Duplicate in the frame	333	333	0	0	0	0
6	Closed or ceased to exit as reported by Provincial Directorates of Industries	2,364	1,403	770	165	14	12
7	No. of non-responding factories	3,213	2431	423	76	74	209

Adjustment for non-response

The problem with the CMI's as well as with other economic statistics in Pakistan is unit non-response (i.e. the establishments as a whole are not reporting), and also item non-response (i.e. some of the variables are left out in reporting). There are two reasons why it is necessary to deal with non-response and to estimate missing results: first of all, the census should give a comprehensive scope. Secondly, the growth rates and the structural changes between two subsequent censuses must not depend on different intensities to avoid defaulting.

Accordingly, the contribution to GDP has also been adjusted for non-response. The procedure of adjustment for non-response is explained in more detail later on in this report. Researchers or analysts who prefer to apply their own raising techniques or to utilize data as they originate from the survey may refer to the census (un-raised) figures. The tables, charts and figures presented in this report cover non-adjusted census results while the Contribution to GDP (at basic prices) adjusted for non-response has been given in Chapter -2 (Table 2.12) and Annexure-3.

Industrial Classification

An establishment is classified in a particular industry on the basis of value of major products & by-products or services rendered, falling within the scope of manufacturing activity according to Pakistan Standard Industrial Classification (PSIC-2007), which is comparable at 4-digit level with International Standard Industrial Classification, ISIC Rev3.1. The classification consists of sections, divisions, groups, classes and sub-classes. For example, refined vegetable oils and fats are classified as per following:

Section	Division	Group	Class	Sub-class	Description
D					Manufacturing
	15				Food products & beverages
		151			Meat, fruit, vegetables, oils & fats
			1514		Vegetables & animal oils & fats
				15144	Refined oils & fats except residues

PSIC at 2-digit (Division) level is given at Table-1.2 below.

Table 1.2: Pakistan Standard Industrial Classification (PSIC-2007)

Division	Description	Division	Description
15	Food & Beverages	26	Other non-metallic mineral products
16	Tobacco	27	Basic metals
17	Textiles	28	Fabricated metals
18	Wearing apparel	29	Machinery & equipment
19	Leather	31	Electrical machinery & apparatus
20	Wood products	32	Radio, TV & communication products
21	Paper products	33	Medical & optical instruments
22	Printing & publishing	34	Motor vehicles & trailers
23	Petroleum	35	Other transport equipment
24	Chemical products	36	Furniture
25	Rubber & Plastics	37	Recycling

Manufacturing Activity

Manufacturing activity is defined as the mechanical or chemical transformation of inorganic and organic substances into new compounds whether the work is carried out by hand or through driven machine in a factory or in the worker's house. Manufacturing activities include treating, processing, assembling, repairing and services.

CHAPTER-2

Salient features of the Census

The comparative data of key variables for 2005-06 and 2000-01 along with % age increase in 2005-06 over 2000-01 for Pakistan, its four provinces and federal capital territory of Islamabad are given below:

Table 2.1: Key Variables of CMI 2005-06 and CMI 2000-01

Region	Reporting Establishments	Average daily employment during the year (employees)	Employment cost	Industrial cost	Value of production at market prices	Census value added at market prices	Contribution to GDP (GVA) at market prices	Value of fixed assets at the end of the year
	numbers		value in million Rs					
Census of Manufacturing Industries 2000-01								
Pakistan	4,528	690,122	65,522	779,075	1,145,064	365,988	320,700	427,671
Punjab	2,357	376,023	28,563	368,991	519,253	150,261	126,638	201,106
Sindh	1,768	259,483	32,526	356,972	535,387	178,415	159,901	168,816
NWFP	236	36,548	2,168	24,059	50,630	26,570	24,791	41,836
Balochistan	93	11,466	1,636	17,332	25,157	7,825	7,053	12,976
Islamabad	74	6,602	629	11,720	14,637	2,917	2,317	2,937
Census of Manufacturing Industries 2005-06								
Pakistan	6,417	941,283	132,413	1,825,906	3,030,187	1,204,282	1,013,014	1,147,318
Punjab	3,590	558,408	67,747	900,898	1,440,903	540,005	447,194	648,435
Sindh	1,825	290,376	53,060	751,700	1,248,932	497,233	421,959	351,637
NWFP	673	62,403	7,752	84,070	175,358	91,288	84,027	97,494
Balochistan	212	19,204	2,756	73,916	141,481	67,566	52,581	39,101
Islamabad	117	10,892	1,098	15,323	23,514	8,191	7,253	10,651
%age increase during 5 years (2005-06 over 2000-01)								
<i>Pakistan</i>	41.7	36.4	102.1	134.4	164.6	229.0	215.9	168.3
<i>Punjab</i>	52.3	48.5	137.2	144.2	177.5	259.4	253.1	222.4
<i>Sindh</i>	3.2	11.9	63.1	110.6	133.3	178.7	163.9	108.3
<i>NWFP</i>	185.2	70.7	257.6	249.4	246.4	243.6	238.9	133.0
<i>Balochistan</i>	128.0	67.5	68.5	326.5	462.4	763.5	645.5	201.3
<i>Islamabad</i>	58.1	65.0	74.6	30.7	60.6	180.8	213.0	262.6

The above summary table portrays the fact that number of reporting establishments have increased from 4,528 in 2000-01 to 6,417 in 2005-06. This shows an overall increase of 42% at national level, while its segregation at provincial level shows an increasing trend of 52% in Punjab, about 3% in Sindh, 185% in NWFP, 128% in Balochistan and 58% in Islamabad. Likewise, the values of fixed assets with manufacturing industries were increased by 168% at national level from Rs 428 billion to Rs 1,147 billion. Evidently, such manifest

increase was elevated by the substantial increases in values of fixed assets at regional levels i.e. 263% in Islamabad, 222% in Punjab, 201% in Balochistan, 133% in NWFP and 108% in Sindh, respectively. On the other hand, average daily employment in the country's industrial sector was increased by 36%. The employment cost has, however, almost doubled from Rs 65 billion in 2000-01 to Rs 132 billion in 2005-06. Other major indicators also depict similar trends. The industrial cost, value of production, census value added and contribution to GDP at market prices have also increased by 134%, 165%, 229% and 216%, respectively.

Table 2.2: Census value added & contribution to GDP (GVA) in Latest CMI

S #	DESCRIPTION	Census of Manufacturing Industries				Percent Change (%)		
		1990-91	1995-96	2000-01	2005-06	1995-96 over 1990-91	2000-01 Over 1995-96	2005-06 over 2000-01
		Value in Million Rs						
Census value added								
1	Output at producer prices	369,664	678,196	1,104,185	2,929,320	83.5	62.8	165.3
2	Industrial Cost	263,852	480,452	779,075	1,825,906	82.1	62.2	134.4
3	Census Value Added (Producer Prices) (1-2)	105,812	197,744	325,110	1,103,414	86.9	64.4	239.4
4	Sales Tax Net	5,195	14,815	40,879	100,867	185.2	175.9	146.7
5	Census Value Added (Market Prices) (3+4)	111,007	212,558	365,989	1,204,282	91.5	72.2	229.0
6	Import/excise duties & other taxes less <i>subsidies</i>	12,677	19,654	16,279	68,384	55.0	-17.2	320.1
7	Census Value Added (Basic Prices) (3-6)	93,135	178,090	308,831	1,035,030	91.2	73.4	235.1
8	Provincial /District Taxes (Net)	955	1,559	1,259	11,471	63.4	-19.3	811.1
9	Census Value Added (Factor Cost) (7-8)	92,180	176,531	307,572	1,023,559	91.5	74.2	232.8
Contribution to GDP (Gross Value Added)								
10	Non-industrial Receipts	2,470	3,991	8,035	2,761	61.6	101.3	-65.6
11	Non-industrial Payments	20,430	32,528	53,325	194,029	59.2	63.9	263.9
12	Contribution to GDP (Market Prices) (5+10-11)	93,047	184,022	320,699	1,013,013	97.8	74.3	215.9
13	Sales Tax Net	5,195	14,815	40,879	100,867	185.2	175.9	146.7
14	Contribution to GDP (Producer Prices) (12-13)	87,852	169,207	279,820	912,146	92.6	65.4	226.0
15	Import/excise duties & other taxes less <i>subsidies</i>	12,677	19,654	16,279	68,384	55.0	-17.2	320.1
16	Contribution to GDP (Basic Prices) (14-15)	75,175	149,553	263,541	843,762	98.9	76.2	220.2
17	Provincial /District Taxes (Net)	955	1,559	1,259	11,471	63.4	-19.3	811.1
18	Contribution to GDP (Factor Cost) (16-17)	74,220	147,994	262,282	832,291	99.4	77.2	217.3

Cotton ginning

Under the Pakistan Standard Industrial Classification (PSIC) 2007, developed on the basis of UN International Standard Industrial Classification, ISIC Rev-3.1; cotton ginning, pressing and baling activity is a

part of agriculture. This is, however, being considered one of the major manufacturing activities and Provincial Directorates of Industries have covered 540 cotton ginning & baling units in Punjab and Sindh in CMI 2005-06.

Table 2.3: Cotton ginning comparison of Latest CMIs

S No	DESCRIPTION	CMI 2000-01	CMI 2005-06	%change 2005-06 over 2000-01
1	Units covered	334	540	61.7
2	No. of employees	15,455	13,689	-11.4
3	Employment cost	556	1355	143.7
4	Fixed assets at the end of the year	2,152	10,439	385.1
Output at producers' prices				
5	Output at producers' prices	55,476	130,680	135.2
6	Industrial Cost	45,080	101,694	125.6
7	Census Value Added (Producers' Prices) (5-6)	10,396	28,986	178.8
8	Sales Tax Net	97	203	109.3
9	Census Value Added (Market Prices) (7+8)	10,493	29,189	178.2
10	Taxes less Subsidies on Products (to producers)	109	757	594.5
11	Census Value Added (Basic Prices) (7-10)	10,287	28,229	174.4
12	Taxes less Subsidies on Production	49	180	267.3
13	Census Value Added (Factor Cost) (11-12)	10,239	28,050	174.0
Non-industrial Receipts				
14	Non-industrial Receipts	13	3	-76.9
Non-industrial Payments				
15	Non-industrial Payments	523	1,318	152.0
16	Contribution to GDP (Market Prices) (9 + 14 - 15)	9,982	27,874	179.2
17	Sales Tax Net	97	203	109.3
18	Contribution to GDP (Producers' Prices) (16-17)	9,885	27,671	179.9
19	Taxes less Subsidies on Products (to producers)	109	757	594.5
20	Contribution to GDP (Basic Prices) (18-19)	9,776	26,914	175.3
21	Taxes less Subsidies on Production	49	180	267.3
22	Contribution to GDP (Factor Cost) (20-21)	9,728	26,734	174.8

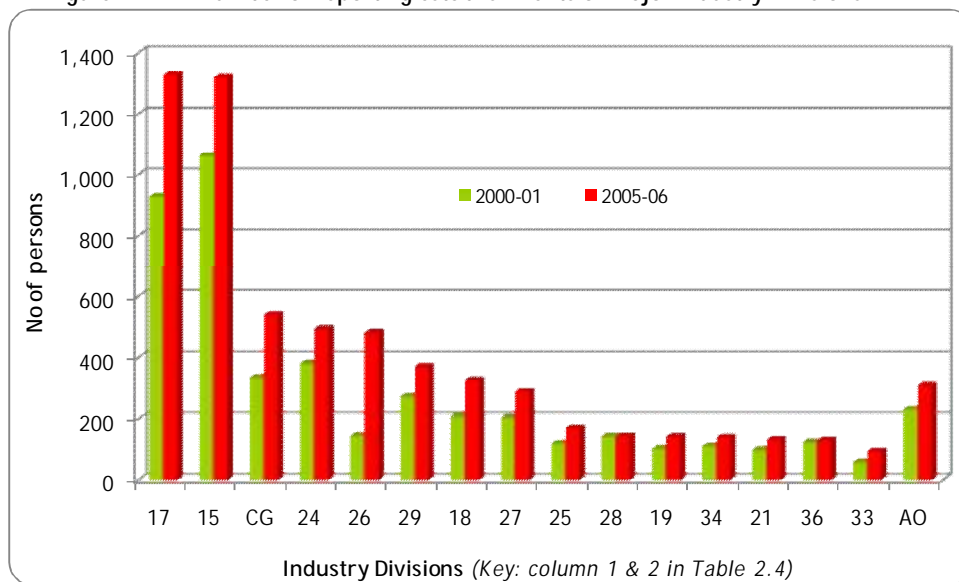
Number of reporting establishments

Keeping in view the coverage scenario, it is evident from Census of Manufacturing Industries that total number of reporting establishments has increased from 4,528 in 2000-01 to 6,417 in 2005-06. It shows an increase of 42%. The maximum number of establishments are involved in textile manufacturing. A detailed picture regarding coverage improvement for various industry divisions is shown in Table 2.4 and Figure 2.1.

Table 2.4: Number of reporting establishments of Major Industry Groups in Latest CMIs

Industry		Census of Manufacturing Industries				Change 2005-06 over 2000-01
Division	Description	2000-01	2005-06	2000-01	2005-06	
		number		% of all industries		
	All Industries	4,528	6,417	100.0	100.0	41.7
17	Manufacture of textiles	928	1329	20.5	20.7	43.2
15	Food products	1,063	1,320	23.5	20.6	24.2
CG	Cotton ginning	334	540	7.4	8.4	61.7
24	Chemicals & chemical products	381	494	8.4	7.7	29.7
26	Other non-metallic mineral products	145	482	3.2	7.5	232.4
29	Machinery & equipment	274	372	6.1	5.8	35.8
18	Wearing apparel	209	326	4.6	5.1	56.0
27	Basic metals	205	291	4.5	4.5	42.0
25	Rubber & plastic products	119	170	2.6	2.7	42.9
28	Fabricated metal products	143	144	3.2	2.2	0.7
19	Leather products	103	142	2.3	2.2	37.9
34	Motor vehicles & trailers	111	139	2.5	2.2	25.2
21	Paper & paper products	99	133	2.2	2.1	34.3
36	Furniture	124	130	2.7	2.0	4.8
33	Medical & optical instruments	58	95	1.3	1.5	63.8
AO	All other industries	232	310	5.1	4.8	33.6

Figure 2.1: Number of reporting establishments of Major Industry Divisions



Employment

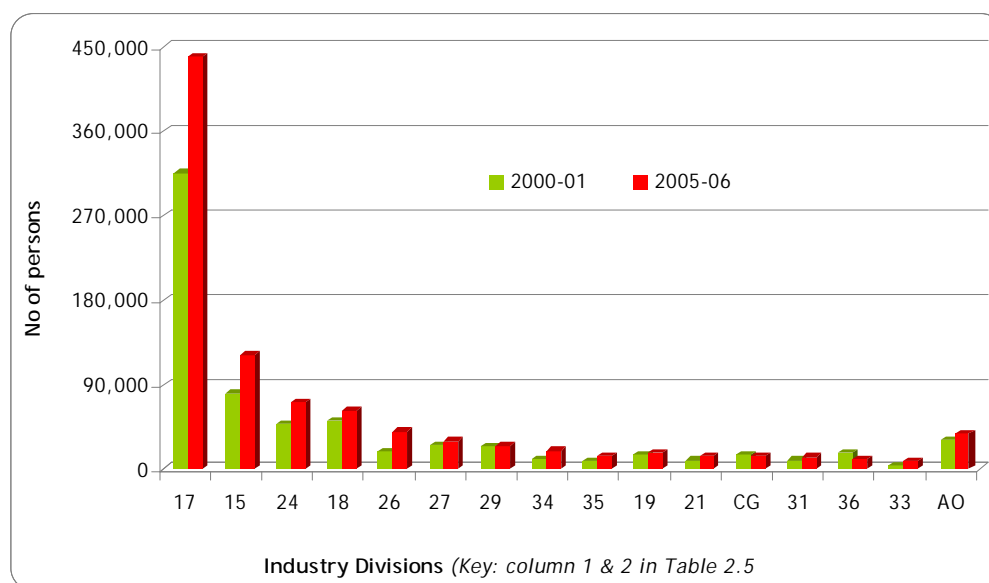
The total reported employed persons in 2005-06 are 941,283 as compared to 691,296 in the previous census 2000-01. This shows an overall increase of 36% in employment opportunities in 2005-06 over the previous census. Annual Compound Growth Rate (ACGR) of employment in the large-scale manufacturing

sector comes to 6%. The table depicts the textile sector having highest contribution to the employment. In this respect, food manufacturing and chemical & chemical products are the second and third leading contributors. Other principal contributions of employment are given in descending order in Table 2.5 and Figure 2.2 below.

Table 2.5: Number of persons employed, % Change and Annual growth rate in Latest CMIs

Industry		Census of Manufacturing Industries				Change 2005-06 over 2000-01	ACGR 2005-06 over 2000-01
Divisions	Description	2000-01	2005-06	2000-01	2005-06		
		Number		% of all industries		%	
All Industries		691,296	941,283	100.0	100.0	36.2	6.4
17	Manufacture of textiles	315,889	438,657	45.7	46.6	38.9	6.8
15	Food products	81,423	122,155	11.8	13.0	50.0	8.5
24	Chemicals & chemical products	48,729	71,650	7.1	7.6	47.0	8.0
18	Wearing apparel	51,107	62,388	7.4	6.6	22.1	4.1
26	Other non-metallic mineral products	19,798	40,417	2.9	4.3	104.1	15.3
27	Basic metals	25,815	30,223	3.7	3.2	17.1	3.2
29	Machinery & equipment	24,491	25,151	3.5	2.7	2.7	0.5
34	Motor vehicles & trailers	11,191	20,141	1.6	2.1	80.0	12.5
19	Leather products	16,043	17,033	2.3	1.8	6.2	1.2
35	Other transport equipment	8,812	14,231	1.3	1.5	61.5	10.1
21	Paper & paper products	9,849	14,071	1.4	1.5	42.9	7.4
CG	Cotton ginning	15,455	13,689	2.2	1.5	-11.4	-2.4
31	Electrical machinery & apparatus	9,770	13,287	1.4	1.4	36.0	6.3
36	Furniture	17,499	10,527	2.5	1.1	-39.8	-9.7
33	Medical & optical instruments	3,971	9,319	0.6	1.0	134.7	18.6
AO	All other industries	31,454	38,344	4.6	4.1	21.9	4.0

Figure 2.2 Number of persons employed in Latest CMIs



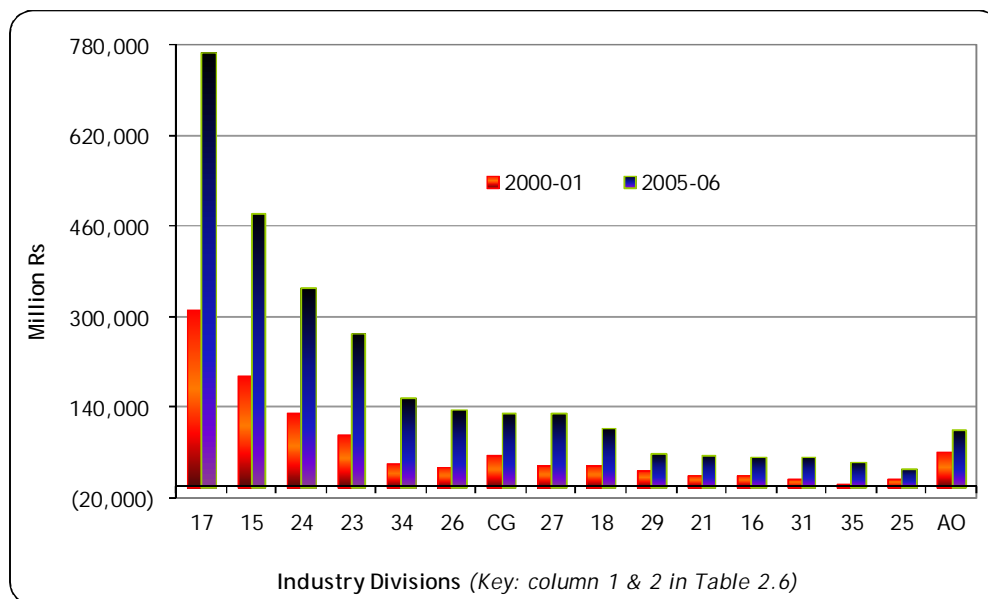
Value of Production

Census of Manufacturing Industries (CMI) 2005-06 estimated the total value of production of manufacturing sector during the year 2005-06 at Rs 2,929 billion showing an increase of 165% over the CMI 2000-01, growing annually by around 22%. The textile sector has highest value of production. The value of production of 15 major industry divisions are given in Table 2.6 and Figure 2.3.

Table 2.6: Value of Production (Output) at Producers' Prices, % Change and Annual growth rate in Latest CMIs

Industry		Census of Manufacturing Industries				Change 2005-06 over 2000-01	ACGR 2005-06 over 2000-01
Division	Description	2000-01	2005-06	2000-01	2005-06		
		million Rs		% of all industries		%	
	All Industries	1,104,185	2,929,320	100	100	165.3	21.5
17	Manufacture of textiles	314,102	766,980	28.5	26.2	144.2	19.5
15	Food products	196,401	484,269	17.8	16.5	146.6	19.8
24	Chemicals & chemical products	131,633	351,398	11.9	12	167.0	21.7
23	Petroleum	90,439	271,523	8.2	9.3	200.2	24.6
34	Motor vehicles & trailers	42,052	159,010	3.8	5.4	278.1	30.5
26	Other non-metallic mineral products	33,880	138,075	3.1	4.7	307.5	32.4
CG	Cotton ginning	55,476	130,680	5.0	4.5	135.6	18.7
27	Basic metals	39,313	130,492	3.6	4.5	231.9	27.1
18	Wearing apparel	38,176	102,595	3.5	3.5	168.7	21.9
29	Machinery & equipment	29,485	60,022	2.7	2.1	103.6	15.3
21	Paper & paper products	19,505	54,955	1.8	1.9	181.7	23.0
16	Tobacco products	20,086	52,402	1.8	1.8	160.9	21.1
31	Electrical machinery & apparatus	15,428	51,849	1.4	1.8	236.1	27.4
35	Other transport equipment	3,820	42,636	0.4	1.5	1016.1	62.0
25	Rubber & plastic products	13,850	32,189	1.3	1.1	132.4	18.4
AO	All other industries	60,538	100,245	5.5	3.4	65.6	10.6

Figure 2.3 Value of Production (Output) at Producers' Prices in Latest CMIs



The average annual increase of the output stood at 21.5%. It is measured at current prices. To a considerable amount it is due to inflation. The deflator used in National Accounts for gross value added at factor cost for manufacturing shows 7.5% annual average inflation. Thus, average annual increase of manufacturing output in real terms may be assumed to be around 14%.

For comparison: Pakistan's Quantum Index of Manufacturing (QIM) stood at 110.95 in average of FY 2000-01 and at 193.10 in average of FY 2005-06, respectively. This results in an average annual increase of QIM of 11.7%. At first glance, it appears as if QIM is understating the growth of output. However, it should be emphasized that comparing the two Censuses is hampered by the fact that the impact of non-response may differ between the two. Moreover, the relevance of excise duties and other taxes as well as the amount of subsidies on products may differ between the two CMIs.

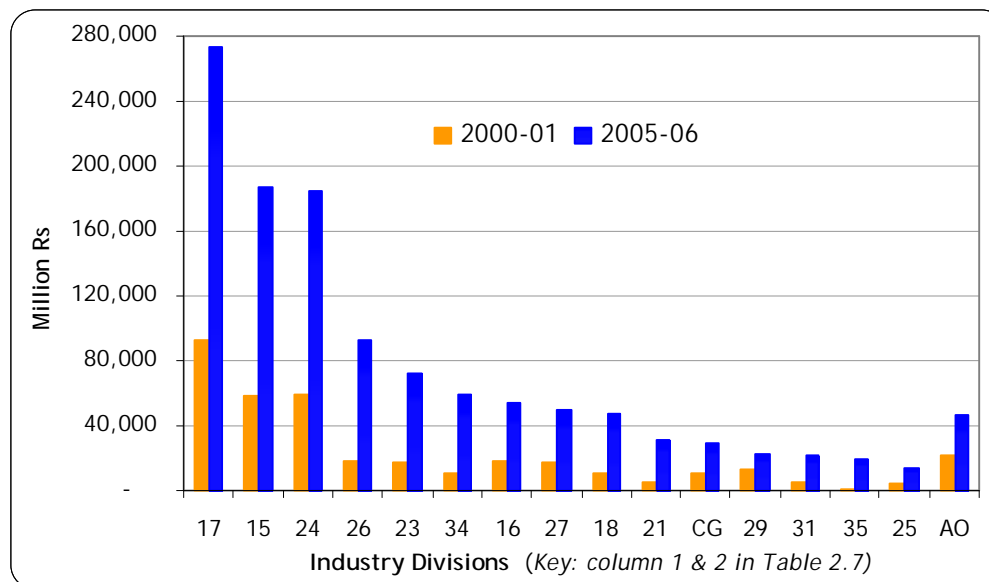
Census Value Added at Market Prices

The total census value added at market prices during 2005-06 was Rs 1,204 billion as compared to Rs 366 billion in 2000-01 CMI. The textile sector is a major contributor. Other principal contributors to the census value added at market prices are listed below in descending order at Table 2.7 and Figure 2.4.

Table 2.7: Census Value added at Market Prices, % Change and Annual growth rate in Latest CMIs

Industry		Census of Manufacturing Industries				Change in 2005-06 over 2000-01	ACGR 2005-06 over 2000-01
Divisions	Description	2000-01	2005-06	2000-01	2005-06		
		Million Rs		% of all industries		%	
All Industries		365,989	1,204,282	100.0	100.0	229.0	26.9
17	Manufacture of textiles	93,017	273,194	25.4	22.7	193.7	24.0
15	Food products	58,116	187,010	15.9	15.5	221.8	26.3
24	Chemicals & chemical products	59,588	184,425	16.3	15.3	209.5	25.4
23	Petroleum	17,716	72,874	4.8	6.1	311.3	32.7
26	Other non-metallic mineral products	18,876	93,267	5.2	7.7	394.1	37.6
34	Motor vehicles & trailers	17,939	59,149	4.9	4.9	229.7	26.9
16	Tobacco products	17,639	53,983	4.8	4.5	206.0	25.1
27	Basic metals	11,192	49,303	3.1	4.1	340.5	34.5
18	Wearing apparel	10,777	47,614	2.9	4.0	341.8	34.6
21	Paper & paper products	5,309	30,843	1.5	2.6	481.0	42.2
CG	Cotton ginning	10,493	29,190	2.9	2.4	178.2	22.7
29	Machinery & equipment	12,939	22,745	3.5	1.9	75.8	11.9
31	Electrical machinery & apparatus	5,774	21,746	1.6	1.8	276.6	30.4
35	Other transport equipment	795	19,080	0.2	1.6	2300.8	88.8
25	Rubber & plastic products	4,288	13,642	1.2	1.1	218.1	26.0
AO	All Other Industries	21,530	64,214	5.9	3.8	114.6	16.5

Figure 2.4 Census Value Added at Market Prices in Latest CMIs



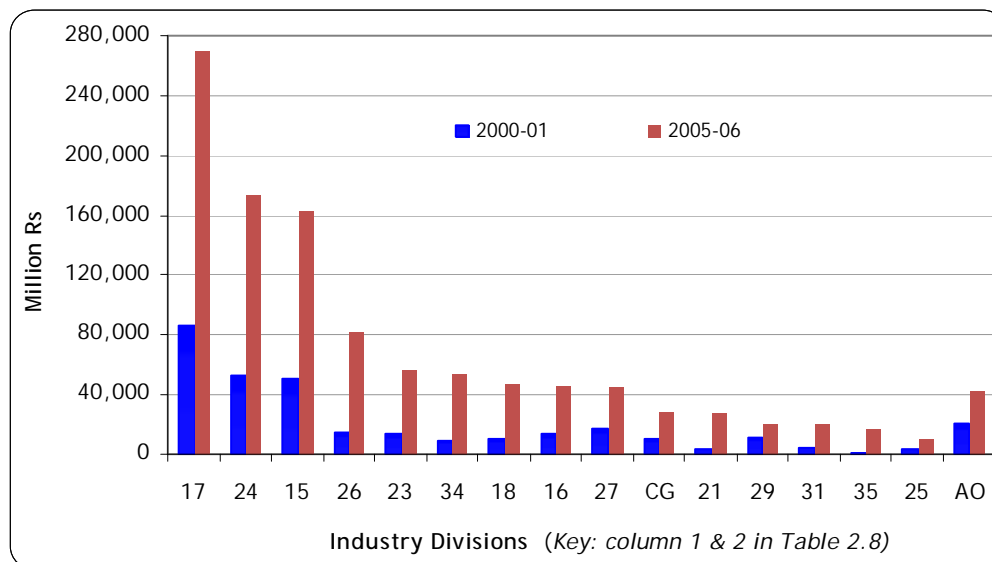
Census Value Added at Producers' Prices

The total census value added at producer's prices during 2005-06 was Rs 1,103 billion as compared to Rs 325 billion in 2000-01 CMI. The textile sector is a major contributor. Other principal contributors to the census value added at producer's prices are listed below in descending order at Table 2.8 and Figure 2.5.

Table 2.8: Census Value added at Producers' Prices, % Change and Annual growth rate in Latest CMIs

Industry		Census of Manufacturing Industries				Change 2005-06 over 2000-01	ACGR 2005-06 over 2000- 01
Division	Description	2000-01	2005-06	2000-01	2005-06		
		million Rs	million Rs	% of all industries	% of all industries		
	All Industries	325,110	1103,414	100.0	100.0	239.4	27.7
17	Manufacture of textiles	86,187	269,690	26.5	24.4	212.9	25.6
24	Chemicals & chemical products	52,446	173,772	16.1	15.8	231.3	27.1
15	Food products	50,341	163,440	15.5	14.8	224.7	26.6
26	Other non-metallic mineral products	15,311	81,193	4.7	7.4	430.3	39.6
23	Petroleum	13,903	55,699	4.3	5.1	300.6	32.0
34	Motor vehicles & trailers	9,665	53,876	3.0	4.9	457.4	41.0
18	Wearing apparel	10,701	47,216	3.3	4.3	341.2	34.6
16	Tobacco products	14,071	46,347	4.3	4.2	229.4	26.9
27	Basic metals	17,055	44,687	5.3	4.1	162.0	21.2
CG	Cotton ginning	10,396	28,986	3.2	2.6	178.8	22.8
21	Paper & paper products	3,272	27,409	1.0	2.5	737.6	53.0
29	Machinery & equipment	11,806	20,943	3.6	1.9	77.4	12.1
31	Electrical machinery & apparatus	4,989	20,189	1.5	1.8	304.6	32.3
35	Other transport equipment	794	16,780	0.2	1.5	2012.2	84.1
25	Rubber & plastic products	3,748	10,600	1.2	1.0	182.8	23.1
AO	All other industries	20,423	42,589	6.3	3.9	108.5	15.8

Figure 2.5: Census Value added at producer's prices in Latest CMIs



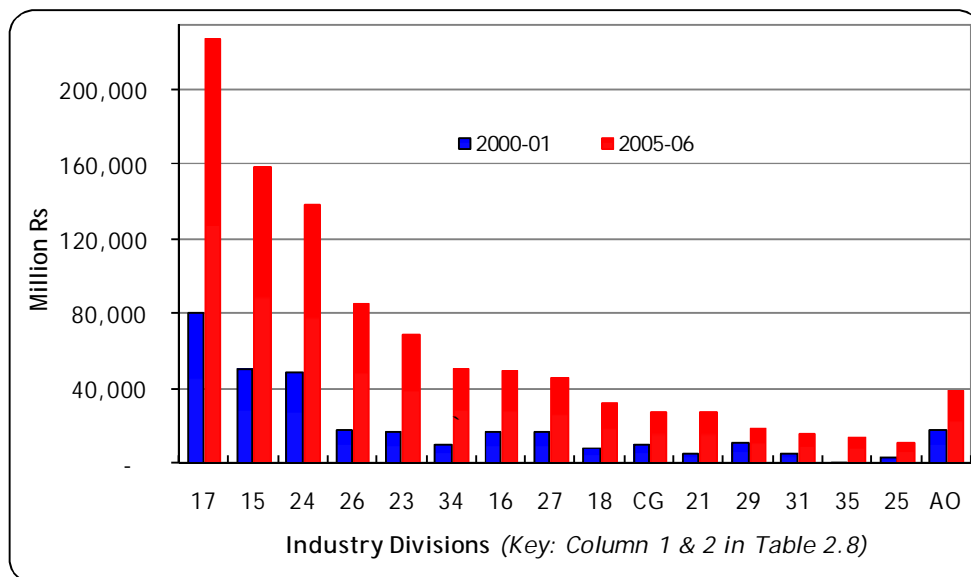
Contribution to GDP at Market Prices

Contribution to GDP at market prices during 2005-06 amounted to Rs 1,013 billion as compared to Rs 320 billion in 2000-01. This indicates an increase of 216% amounting to Rs 692 billion. The details of major contributors are given in the Table 2.9 & Figure 2.6 placed below:

Table 2.9: Contribution to GDP (GVA) at Market Prices in Latest CMIs

Industry		Census of Manufacturing Industries				Change 2005-06 over 2000-01	ACGR 2005-06 over 2000-01
Divisions	Description	2000-01	2005-06	2000-01	2005-06		
		million Rs		% of all industries		%	
All Industries		320,699	1,013,014	100.0	100.0	215.9	25.9
17	Manufacture of textiles	80,357	227,186	25.1	22.4	182.7	23.1
15	Food products	50,442	158,605	15.7	15.7	214.4	25.7
24	Chemicals & chemical products	48,472	138,673	15.1	13.7	186.1	23.4
26	Other non-metallic mineral products	17,593	85,989	5.5	8.5	388.8	37.3
23	Petroleum	17,186	68,972	5.4	6.8	301.3	32.0
34	Motor vehicles & trailers	9,903	51,123	3.1	5.1	416.2	38.9
16	Tobacco products	17,290	49,973	5.4	4.9	189.0	23.6
27	Basic metals	17,126	45,558	5.3	4.5	166.0	21.6
18	Wearing apparel	8,622	32,330	2.7	3.2	275.0	30.3
CG	Cotton ginning	9,982	27,874	3.1	2.8	179.2	22.8
21	Paper & paper products	5,054	27,480	1.6	2.7	443.7	40.3
29	Machinery & equipment	11,194	18,804	3.5	1.9	68.0	10.9
31	Electrical machinery & apparatus	5,139	16,197	1.6	1.6	215.2	25.8
35	Other transport equipment	623	13,900	0.2	1.4	2131.2	86.1
25	Rubber & plastic products	3,664	11,463	1.1	1.1	212.8	25.6
AO	All other industries	18,051	38,888	5.6	3.8	115.4	16.6

Figure 2.6: Contribution to GDP (GVA) at Market Prices in Latest CMI



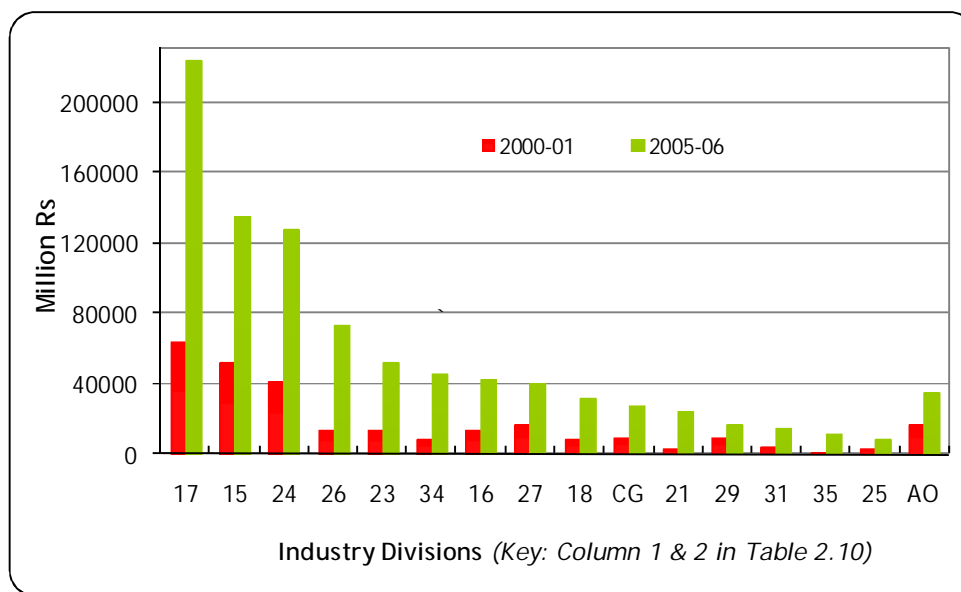
Contribution to GDP at Producers' Prices

Contribution to GDP at producers' prices during 2005-06 amounted to Rs 912 billion as compared to Rs 280 billion in 2000-01 showing an increase of 27% per annum. The textile sector has highest contribution of 25% among all leading industry divisions as shown in Table 2.10 and Figure 2.7 below.

Table 2.10: Contribution to GDP (GVA) at Producers' Prices in Latest CMI

Industry		Census of Manufacturing Industries				Change 2005-06 over 2000-01	ACGR 2005- 06 over 2000-01
Division	Description	2000-01	2005-06	2000-01	2005-06		
		million Rs		% of all industries			
All Industries		279,821	912,147	100.0	100.0	226.0	26.7
17	Manufacture of textiles	63,642	223,682	22.7	24.5	251.5	28.6
15	Food products	52,552	135,034	18.8	14.8	157.0	20.8
24	Chemicals & chemical products	41,331	128,020	14.8	14.0	209.7	25.4
26	Other non-metallic mineral products	14,028	73,915	5.0	8.1	426.9	39.4
23	Petroleum	13,373	51,796	4.8	5.7	287.3	31.1
34	Motor vehicles & trailers	8,376	45,849	3.0	5.0	447.4	40.5
16	Tobacco products	13,421	42,338	4.8	4.6	215.4	25.8
27	Basic metals	16,542	40,942	5.9	4.5	147.5	19.9
18	Wearing apparel	8,546	31,932	3.1	3.5	273.7	30.2
CG	Cotton ginning	9,885	27,671	3.5	3.0	179.9	22.9
21	Paper & paper products	3,018	24,046	1.1	2.6	696.9	51.5
29	Machinery & equipment	10,061	17,002	3.6	1.9	69.0	11.1
31	Electrical machinery & apparatus	4,355	14,639	1.6	1.6	236.2	27.4
35	Other transport equipment	622	11,600	0.2	1.3	1763.8	79.5
25	Rubber & plastic products	3,124	8,420	1.1	0.9	169.6	21.9
AO	All other industries	16,946	35,261	6.1	3.9	108.1	15.8

Figure 2.7 Contribution to GDP (GVA) at Producers' Prices in Latest CMI



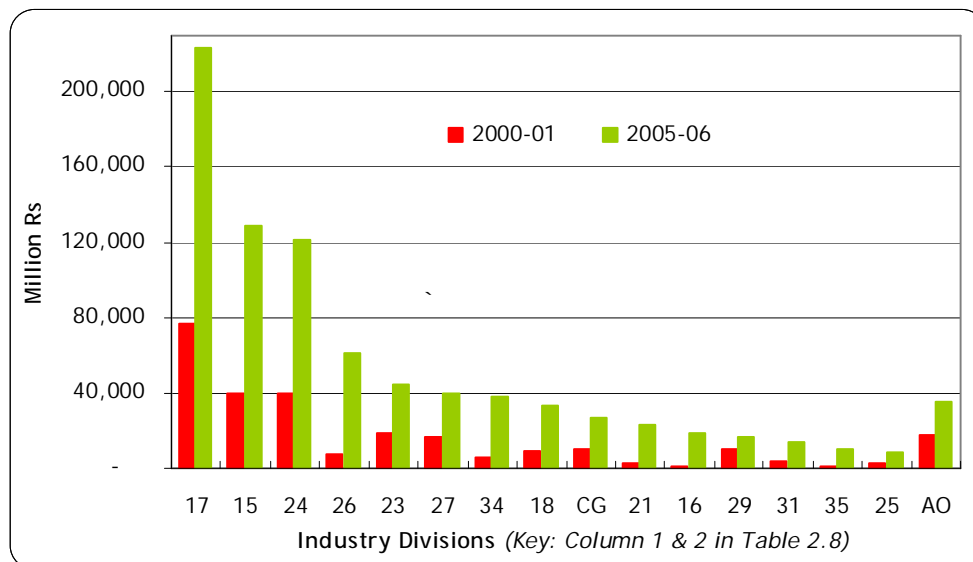
Contribution to GDP at Basic Prices

Contribution to GDP at basic prices during 2005-06 amounted to Rs 844 billion as compared to Rs 263 billion in 2000-01 indicating an annual increase of 26%. The textile sector contributes 26% to GDP at basic prices, the highest share among all major industries. The contribution to GDP at basic prices of the top industry divisions are given at Table 2.11 and Figure 2.8.

Table 2.11: Contribution to GDP (GVA) at Basic Prices in Latest CMI

Industry		Census of Manufacturing Industries				Change 2005-06 over 2000-01	ACGR 2005-06 over 2000-01
Divisions	Description	2000-01	2005-06	2000-01	2005-06		
		million Rs		% of all industries		%	
All Industries		263,542	843,762	100.0	100.0	220.2	26.2
17	Manufacture of textiles	76,695	223,873	29.1	26.5	191.9	23.9
15	Food products	39,592	129,234	15.0	15.3	226.4	26.7
24	Chemicals & chemical products	40,296	121,121	15.3	14.4	200.6	24.6
26	Other non-metallic mineral products	7,534	61,423	2.9	7.3	715.2	52.1
23	Petroleum	18,179	44,210	6.9	5.2	143.2	19.5
27	Basic metals	16,524	39,512	6.3	4.7	139.1	19.0
34	Motor vehicles & trailers	5,930	37,960	2.3	4.5	540.1	45.0
18	Wearing apparel	9,640	33,245	3.7	3.9	244.9	28.1
CG	Cotton ginning	9,776	26,914	3.7	3.2	175.3	22.5
21	Paper & paper products	2,505	22,742	1.0	2.7	807.9	55.5
16	Tobacco products	1,078	18,697	0.4	2.2	1634.7	76.9
29	Machinery & equipment	10,033	16,799	3.8	2.0	67.4	10.9
31	Electrical machinery & apparatus	4,074	14,134	1.6	1.7	247.0	28.3
35	Other transport equipment	684	10,591	0.3	1.3	1449.3	73.0
25	Rubber & plastic products	3,072	8,216	1.2	1.0	167.5	21.7
AO	All other industries	17,930	35,091	4.5	6.8	95.7	14.4

Figure 2.8 Contribution to GDP (GVA) at Basic Prices in Latest CMIs



Contribution to GDP (adjusted for non-response)

The total number of establishments covered in CMI 2005-06 were 6,417 and total employed persons were 941,283. The total contribution to GDP at basic prices, also termed as Gross Value Added at basic prices, stands at Rs 844 billion. There were 3213 defaulter establishments including 2431 units in Punjab, 423 in Sindh, 76 units in NWFP, 74 in Balochistan and 209 units in Islamabad.

Ratios of GDP per employee of 6,417 units reported in CMI 2005-2006 were computed activity wise and applied to defaulting units in CMI 2005-06 in order to work out their contribution to GDP at basic prices. As a result, the large-scale manufacturing sector would generate contribution to GDP (BP) at Rs 993 billion during 2005-06. The detail is given at Annexure-3 in this report.

Table - 2.12: Contribution to GDP (GVA) at Basic Prices adjusted for non-response in CMI 2005-06

Industry		Census of Manufacturing Industries			Ratio of unadjusted to adjusted figures in 2005-06 (%)
Division	Description	2000-01	2005-06		
			unadjusted	adjusted	
		'000' Rs			
	All industries	378,038	843,762	992,602	85.0
CG	Cotton ginning	12,733	26,914	45,025	59.8
15	Food products & beverages	56,052	129,234	144,068	89.7
16	Tobacco products	11,549	18,697	20,146	92.8
17	Textiles	106,391	223,873	258,386	86.6
18	Wearing apparel	12,711	33,245	51,664	64.3
19	Leather products	8,687	7,712	9,015	85.6
20	Wood & wood products	273	4,530	5,726	79.1
21	Paper & paper products	3,796	22,742	27,745	82.0
22	Publishing, printing & reproduction	1,300	2,905	3,085	94.2
23	Coke, petroleum	25,226	45,199	52,249	86.5
24	Chemicals & chemical products	56,817	121,121	127,936	94.7
25	Rubber & plastic products	4,710	8,216	10,642	77.2
26	Other non-metallic mineral products	19,704	61,423	62,367	98.5
27	Basic metals	13,419	38,523	53,518	72.0
28	Fabricated metal products	3,662	7,431	7,816	95.1
29	Machinery & equipment n.e.c.	11,185	16,799	18,980	88.5

Contd

Industry		Census of Manufacturing Industries			Ratio of unadjusted to adjusted figures in 2005-06 (%)
Division	Description	2000-01	2005-06		
			unadjusted	adjusted	
		'000' Rs			
30	Office and computing machinery	22	0	0	0.0
31	Electrical machinery & apparatus	5,430	14,134	16,631	85
32	Radio, TV & communication equipment	1,119	2,924	3,505	83.4
33	Medical & optical instruments	1,720	4,278	7,433	57.6
34	Motor vehicles & trailers	15,792	37,960	41,811	90.8
35	Other transport equipment	1,053	10,591	11,152	95.0
36	Furniture	4,688	5,067	13,458	37.7
37	Recycling	0	243	243	100.0

CMI 2005-06 Weights

Weights have been developed for all large scale manufacturing industries covered in the CMI 2005-06. These weights at 2-digit level may be seen at Table-2.13 below. They are calculated according to contribution to GDP.

Table - 2.13: Comparison of Weights of Contribution to GDP (GVA) at Basic Prices (% of all manufacturing Industries)

Industry		Census of Manufacturing Industries				
Division	Description	2000-01	2005-06			
			including cotton ginning		excluding cotton ginning	
		non-adjusted	adjusted	non-adjusted	adjusted	
	All industries	100.00	100.00	100.00	100.00	100.00
CG	Cotton ginning	3.37	3.19	4.53	0.00	0.00
15	Food products & beverages	14.83	15.32	14.51	15.82	15.20
16	Tobacco products	3.06	2.22	2.03	2.29	2.13
17	Textiles	28.14	26.53	26.03	27.41	27.27
18	Wearing apparel	3.36	3.94	5.20	4.07	5.45
19	Leather products	2.30	0.91	0.91	0.94	0.95
20	Wood & wood products	0.07	0.54	0.58	0.55	0.60
21	Paper & paper products	1.00	2.70	2.80	2.78	2.93
22	Publishing, printing & reproduction	0.34	0.34	0.31	0.36	0.33
23	Coke, petroleum	6.67	5.36	5.26	5.53	5.51
24	Chemicals & chemical products	15.03	14.35	12.89	14.83	13.50
25	Rubber & plastic products	1.25	0.97	1.07	1.01	1.12
26	Other non-metallic mineral products	5.21	7.28	6.28	7.52	6.58
27	Basic metals	3.55	4.57	5.39	4.72	5.65
28	Fabricated metal products	0.97	0.88	0.79	0.91	0.82
29	Machinery & equipment n.e.c.	2.96	1.99	1.91	2.06	2.00
30	Office and computing machinery	0.01	0.00	0.00	0.00	0.00
31	Electrical machinery & apparatus	1.44	1.68	1.68	1.73	1.76
32	Radio, TV & communication equipment	0.30	0.35	0.35	0.36	0.37
33	Medical & optical instruments	0.45	0.51	0.75	0.52	0.78
34	Motor vehicles & trailers	4.18	4.50	4.21	4.65	4.41
35	Other transport equipment	0.28	1.26	1.12	1.30	1.18
36	Furniture	1.24	0.60	1.36	0.62	1.42
37	Recycling	0.00	0.03	0.02	0.03	0.03

Important structural changes may also be seen from figures on labour productivity and labour intensity as shown in tables 2.14 and 2.15 below. Table 2.14 shows the labour productivity in terms of Census Value Added per employee of selected industries and changes in their ranking as measured in the two latest CMIs. Due to inflation labour productivity cannot be compared between the years 2000/01 and 2005/06, but only between industries' figures of same CMI. Although process innovations vary strongly between industries, the changes in the ranking can show some trends in productivity improvements.

Table - 2.14: Ranking of Divisions According to Labour productivity (Census Value Added at Market Prices per Employee) in latest CMIs

Industry		Census Value added at Market Prices in million Rs	Average number of employees during the year		Labour Productivity (CVA / employee) in million Rs		Ranking of Labor productivity in descending order		
Division	Description		Census of Manufacturing Industry of FY ...						
			2000-01	2005-06	2000-01	2005-06	2000-01	2005-06	
All Industries		365,989	1,204,282	691,296	941,283	0.529	1.279	-	-
23	Petroleum	17,716	72,874	2,595	4,227	6.827	17.240	1	1
16	Tobacco products	17,639	53,983	4,362	4,385	4.044	12.311	2	2
34	Motor vehicles & trailers	17,939	59,149	11,191	20,141	1.603	2.937	3	3
24	Chemicals & chemical products	59,588	184,425	48,729	71,650	1.223	2.574	4	4
26	Other non-metallic mineral products	18,876	93,267	19,798	40,417	0.953	2.308	5	5
21	Paper & paper products	5,309	30,843	9,849	14,071	0.539	2.192	10	6
CG	Cotton ginning	10,493	29,190	15,455	13,689	0.679	2.132	8	7
AO	All Other Industries	21,530	64,214	31,454	38,344	0.684	1.675	7	8
31	Electrical machinery & apparatus	5,774	21,746	9,770	13,287	0.591	1.637	9	9
27	Basic metals	11192	49,303	25,815	30,223	0.434	1.631	13	10
15	Food products	58,116	187,010	81,423	122,155	0.714	1.531	6	11
25	Rubber & plastic products	4,288	13,642	8,729	9,310	0.491	1.465	12	12
35	Other transport equipment	795	19,080	8,812	14,231	0.090	1.341	18	13
29	Machinery & equipment	12,939	22,745	24,491	25,151	0.528	0.904	11	14
18	Wearing apparel	10,777	47,614	51,107	62,388	0.211	0.763	16	15
17	Manufacture of textiles	93,017	273,194	315,889	438,657	0.294	0.623	14	16
19	Leather products	4,355	10,336	16,043	17,033	0.271	0.607	15	17
33	Medical & optical instruments	289	5,490	3,971	9,319	0.073	0.589	19	18
36	Furniture	1629	5,926	17,499	10,527	0.093	0.563	17	19

Under the assumption that inflation was relatively uniformly distributed over all industries the Paper & paper products increased its rank from 8 to 4 possibly meaning more process innovations have been made to improve the productivity in the sector. The same holds to a smaller extent for Other transport equipment and Basic metals. On the other hand, labour productivity increased only to a smaller extent in Basic metals, Manufacture of textiles and Machinery & equipment.

Input output Ratios

Input-output ratios have been computed by dividing intermediate consumption with output value for each activity at 2-digit (Division) level. Table 2.15 shows the highest I/O Ratios recorded in CMI 2005-06 are in

Coke, Petroleum (0.81), Cotton Ginning (0.79), Rubber & Plastic products (0.74) and the lowest are in Tobacco products (0.19), Other Non-metallic Mineral products (0.47) and Paper & Paper products (0.56) respectively. Detailed input-output ratios are given below.

Table - 2.15 Comparison of Input output Ratios in latest CMIs

PSIC Code	Activities	Census of Manufacturing Industry			
		Input output Ratios			
		1990-91	1995-96	2000-01	2005-06
1	2	3	4	5	6
	ALL INDUSTRIES	0.70	0.69	0.75	0.69
15	Food products & beverages	0.74	0.73	0.79	0.72
CG	Cotton Ginning	0.93	0.94	0.82	0.79
16	Tobacco products	0.20	0.18	0.33	0.19
17	Textiles	0.68	0.76	0.77	0.71
18	Wearing apparel	0.78	0.71	0.78	0.69
19	Leather products	0.84	0.80	0.75	0.71
20	Wood & wood products	0.63	0.66	0.82	0.61
21	Paper & paper products	0.56	0.57	0.85	0.56
22	Publishing, printing & reproduction	0.33	0.38	0.65	0.68
23	Coke, petroleum	0.90	0.81	0.85	0.81
24	Chemicals & chemical products	0.60	0.58	0.68	0.64
25	Rubber & plastic products	0.67	0.70	0.77	0.74
26	Other non-metallic mineral products	0.48	0.45	0.59	0.47
27	Basic metals	0.72	0.68	0.59	0.69
28	Fabricated metal products	0.71	0.69	0.67	0.65
29	Machinery & equipment n.e.c.	0.68	0.73	0.71	0.72
31	Electrical machinery & apparatus	0.63	0.47	0.72	0.72
33	Medical & optical instruments	0.75	0.76	0.73	0.62
34	Motor vehicles & trailers	0.80	0.75	0.80	0.71
35	Other transport equipment	1.04	0.88	0.84	0.73
36	Furniture	0.69	0.73	0.63	0.65

CHAPTER - 3

CONCEPTS AND DEFINITIONS

1. **Average daily persons employed** include employees, working proprietors and unpaid family workers.
2. **Census value added** is one of the concepts used in Pakistan's CMI's. It equals value of industrial production minus industrial cost. The value can be measured at different prices, e.g. market prices, producer prices, basic prices or factor cost. In more detail census value added is defined as the value of census output less the value of census input, which covers: (a) value of materials and supplies for production (including cost of all fuel and purchased electricity); and (b) cost of industrial services received (mainly payments for contract and commission work and repair and maintenance work).
3. **Contribution to GDP** or gross value added (GVA) as measured by National Accounts equals census value added plus non-industrial receipts minus non-industrial cost. The concept of National Accounts is ideally represented by the contribution of the establishments in each branch of activity to the Gross Domestic Product of the economy. It is, therefore, also called contribution to GDP, here. For the measure of total value added, the cost of non-industrial services is deducted from and the receipts for non-industrial services are added to census value added. The estimates, whether in terms of census value added or total value added, are gross of depreciation and other provisions for capital consumption, unless otherwise stated. The valuation may be in factor values, at basic prices, at producers' prices or at market prices, depending on the treatment of indirect taxes and subsidies.
4. **Depreciation** measures the decline in the current values of the stock of fixed assets owned and used by producers as a result of physical deterioration, normal obsolescence and normal accident damages during the accounting period. In National Accounts the concept of "consumption of fixed capital" is employed which differs in some respects to "depreciation" which is the term employed in commercial bookkeeping.
5. **Employees** mean all persons whether part time or full time who work in the establishments and receive remuneration in cash or in kind. Working proprietors, unpaid family workers and home workers are excluded. The categories of the employee are given below:
 - a) **Production workers** are engaged in work directly associated with production like manufacturing, assembling, packing, repairing etc. Working supervisors and persons engaged for repairs and maintenance are also included.
 - b) **Non-Production workers** include administrative and professional employees, white-collar office employees, drivers, watchmen/guards, peons, sweepers, etc.

6. **Employment cost** includes wages and salaries paid *plus* cash and non-cash benefits paid to the workers. Remuneration of the workers is given below:

- a) **Wages and salaries** means payment made to employees as remunerations for their work. It includes dearness allowance and payment for leaves.
- b) **Other cash payments** include conveyance allowance; house rent allowance compensatory and other such allowances, bonus, employer's contribution towards social security scheme and provident fund & commission. Amount of gratuity and pension is excluded.
- c) **Non-cash benefits** are goods and services provided to employees free of cost or at subsidized rates. These include rent free accommodation, medical & transport facilities, cheap/free consumer goods including food, beverages & clothing, etc.

7. **Gross Fixed Capital Formation (GFCF)** or fixed investment measures the additions of fixed assets to the physical capacity to produce goods and services. GFCF includes:

- § Acquisition less disposal of new or existing produced assets, such as:
 - dwellings
 - other building structures
 - plant, machinery & transport equipment
 - furniture & fixtures
- § Cost of ownership transfers on non-produced assets such as land
- § Major improvement to land
- § Fixed assets produced for own final use (investment)

Cost of land does not become part of GFCF since at national level, the sale of land by one economic entity would be offset by a purchase of same by another economic entity.

8. **Industrial cost** consists of cost of raw materials, fuels and electricity consumed, payments for work done, payments for repairs and maintenance and cost of goods purchased for resale. Some of these components are defined below: -

- a) **Fuels** consist of firewood, coal, charcoal, kerosene oil, petrol, diesel, gas and other such items which are consumed in generating heat & power.
- b) **Raw-materials** include raw and semi-finished materials, assembling parts etc., which are physically incorporated in the products and by-products made. Chemicals, lubricants and packing materials which are consumed in the production and spare parts charged to current operating expenses are included. Raw-material given to other establishment for manufacturing goods (semi-finished and finished) on behalf of the establishment is included, whereas raw material supplied by others for manufacturing goods on their behalf is excluded.

9. **Intermediate Consumption** consists of goods and services, which are entirely used up by producers in the course of production to produce goods and services during the accounting period. Intermediate consumption comprises industrial cost plus non-industrial cost. It excludes labour cost, financial costs like interest payments. Intermediate consumption is valued at purchasers' prices. That means that production taxes which are levied with the supplier and which thus have to be borne by the

establishment as a purchaser are included. Taxes levied on products or on production of the establishment itself which have to be paid to the fiscal authorities are not included.

10. **Non-Industrial Cost** consists of payments for transport, insurances, copy rights/royalties, postage, telephone, fax & internet charges, printing and stationery, legal and professional services, advertising & selling services, traveling, etc. For valuation and for exclusions and inclusions see "intermediate consumption".
11. **Non-Industrial Receipts** include receipts for transport services, repair & maintenance, rental and lease of buildings & equipment for storage and warehouses, agency commissions, etc. For valuation and for exclusions and inclusions see No 9 "intermediate consumption".

12. Prices

- a) Market price is the producers' price plus sales tax.
- b) Producers' price is the basic price plus taxes on the output invoiced to the purchaser less subsidies on the output received by the producer from the government.
- c) Basic price is the amount received by the producer from the purchaser for a unit of output. It includes taxes less subsidies on production, such as, license fees or taxes on ownership or use of land, building or the assets used in production or labour employed. It excludes taxes less subsidies on output as well as transport charges.
- d) Factor cost is the basic price minus other taxes on production defined at 14.b below.

13. **Stocks** include value of raw materials, spare parts, packing materials, fuels and other inputs materials (like chemicals and dyes, lubricants etc.), semi-finished products and by products and goods expressly purchased for resale at the beginning/end of the year.

14. Taxes on production and imports consist of two main groups:

- a) **Taxes on products** payable on goods and services when they are produced, delivered, sold, transferred or otherwise disposed of by their producers, e.g. excise duties or taxes and duties on imports.
 - i. **Excise duties** consists of special taxes levied on specific kinds of goods, typically alcoholic beverages, tobacco and fuels; they may be imposed at any stage of production or distribution and are usually assessed by reference to the weight or strength or quantity of the product.
 - ii. **A value added type of tax (VAT)** is a tax on goods or services collected in stages by enterprises but which is ultimately charged in full to the final purchasers. In Pakistan, this applies to General Sales Tax.

- b) **Other taxes on production** do not vary with weight, strength or quantity of output but are levied on inputs. They mainly consist of taxes on the ownership or use of land, building or other assets used in production or on the labour employed, or compensation of employees paid. In Pakistan, they are mainly levied by the Provinces and the Districts.
15. **Value of production** consists of the value of finished products and by-products, receipts for work done for others, receipts for repairs and maintenance, value of sale of semi-finished products and by-products, wastes and used goods, value of electricity sold, value of sales of goods purchased for resale, the net increase in the value of work in process and the value of fixed assets produced by the establishment for its own final use (investment). Valuation can be made at different concepts of prices (see under "prices" above).

ACRONYM

ACGR	Annual Compound Growth Rate
BOS	Provincial Bureau of Statistics
CG	Cotton Ginning and Baling
CMI	Census of Large-Scale Manufacturing Industries
CPC	Central Product Classification
CVA	Census value added
FBS	Federal Bureau of Statistics
GDP	Gross Domestic Product
GFCF	Gross Fixed Capital Formation
GVA	Gross value added
IMR	Installation, Maintenance & Repairs
ISIC	International Standard Industrial Classification (ISIC Rev 3.1)
LSMI	Large Scale Manufacturing Industries
MR	Maintenance & Repairs
MT	Metric Tonnes
NWFP	North West Frontier Province
PSIC	Pakistan Standard Industrial Classification (PSIC 2007)
QIM	Quantum Index of Large-scale Manufacturing



**GOVERNMENT OF PAKISTAN
STATISTICS DIVISION
FEDERAL BUREAU OF STATISTICS
ISLAMABAD**

CONFIDENTIAL

CENSUS OF MANUFACTURING INDUSTRIES 2005-06

(Including Repair and Service Industries)

ACCOUNTING YEAR JULY – JUNE 2005-06

The information required in this Census is obligatory under Section 9 & 10 of General Statistics Act, 1975 and Section 5 & 6 of Industrial Statistics Act, 1942. As provided vide Section 11 of General Statistics Act, 1975 and Section 7 of Industrial Statistics Act, 1942, the information supplied will be treated confidential and be used to provide aggregate statistics and not made available to any individual, government agency/department for tax or any other purpose.

“Census Authorized by Industrial Statistics Act, 1942 for those industrial units which are registered under Factories Act, 1934 or qualifying for Registration.”

Please read the accompanying instructions and explanations while filling in the return.

SECTION I: PARTICULARS OF ESTABLISHMENT

Processing Code (*To be filled-in at Office*)

--	--	--

Name of Establishment

--	--	--	--

Location Address

--	--	--	--

Tehsil/Taluka

District

--	--

(a) Office Address (*if different from above*)

--	--	--	--

(b) Telephone Number

(c) Fax Number

--	--

(d) Mobile Number

--	--

(e) E-Mail:

(f) Web Address:

(g) Name & Address of the lessee if factory was leased out during the year

--	--	--	--

(h) Type of Major Manufacturing Activity:

PSIC (Rev-III) Code

	<table border="1" style="width: 100%; height: 18px;"> <tr> <td style="width: 25%;"></td> <td style="width: 25%;"></td> <td style="width: 25%;"></td> <td style="width: 25%;"></td> </tr> </table>				
(i) Establishment Listed with Stock Exchange	<table border="1" style="width: 100%; height: 18px;"> <tr> <td style="width: 50%;"></td> <td style="width: 50%;">Yes = 1 No = 2</td> </tr> </table>		Yes = 1 No = 2		
	Yes = 1 No = 2				

(j) Registration No.

(k) Date of Registration

--	--

(l) National Tax No.

--	--	--	--

2. Form of ownership (Tick against the type applicable)

i. Pakistani state owned/public sector	1
ii. Pakistani state owned/public sector with foreign collaboration	2
iii. Pakistani Privately owned	3
iv. Pakistani Private with foreign collaboration	4
v. Foreign controlled enterprise	5

3. Type of legal Organization (Tick against the type applicable)

i. Individual ownership	1
ii. Partnership	2
iii. Private limited company	3
iv. Public limited company	4
v. Cooperative society	5
vi. State owned	6
vii. Others (specify) _____	7

4. Economic organization of the establishment (Tick against the type applicable)

i. Single establishment does not own or control another establishment and is not controlled by other establishment					Yes =1 No = 2
ii. This establishment is owned or controlled by another establishment.					Yes =1 No = 2
iii. Head office, owns or controls the following establishments, <i>if Yes then please fill the following table</i>					Yes =1 No = 2
S. #	Name of establishment	Establishment Code	Address	District	Year of Commencement of Production
1	2	3	4	5	6

Headquarters or head offices are kindly requested to finalize this questionnaire on behalf of the headquarters' data and then to fill another questionnaire on behalf of the data of the total enterprise.

If the head office shares its site with production activity of one of its establishments then, if possible, give separate questionnaires for head quarter and for productive establishment. If this is not feasible then the data of head quarter and this very establishment might be given indiscriminately.

Please indicate the following sections cover the data of

- A producing establishment at headquarters' site, exclusively,
- The headquarter exclusively,
- The headquarter and the producing establishment at the headquarter's site, indiscriminately,
- The total enterprise.

SECTION - II EMPLOYMENT

Type of Employees	Code	Number of Employees on pay role on last working day of							
		September 2005		December 2005		March 2006		June 2006	
		3	4	5	6	7	8	9	10
1	2	M	F	M	F	M	F	M	F
i. Production workers including repair, maintenance workers etc.	201								
ii. Non production workers	202								
iii. Unpaid family workers	203								
iv. Working proprietors and active partners	204								
Total	209								

Working Days/Shifts	Code	Jul-Sep 2005	Oct-Dec 2005	Jan-Mar 2006	Apr-Jun 2006
1	2	3	4	5	6
i. No of days factory worked	211				
ii. No. of shifts worked during the Quarter	212				

Type of Employees	Code	Employment cost during the accounting year (Rs. '000')			
		Wages & Salaries	Other Cash payments	Payments in kind	Total
		3	4	5	6
i. Production workers including repair, maintenance workers etc.	213				
ii. Non production workers	214				
iii. Unpaid family workers	215				
iv. Working proprietors and active partners	216				
Total	219				

SECTION - III TAXES, SUBSIDIES, DEPRECIATION, INTEREST

Please give lump sum figures for the accounting year 2005-06

Item	Code	Amount in "000" Rs.
1	2	3
i. Import duties	301	
ii. Sales taxes paid (net) – subtracting refund	302	
iii. Excise duty (Federal)	303	
iv. Provincial Taxes	304	
v. District Taxes	305	
vi. Other taxes on own products paid, please specify _____	306	
vii. Taxes on inputs separately paid	307	
viii. Subsidies on exports received, please specify _____	308	
ix. Other subsidies received, please specify _____	310	
x. Depreciation	311	
xi. Interest paid (excluding bank charges and excluding repayments of loan)	312	
xii. Interest received (bank charges not to be deducted)	313	
Total	319	

SECTION – IV OUTPUT

Please give lump sum figures for the accounting year 2005-06

Part (A) – Main Production Activities	Code	“000” Rs.
1	2	3
i. Value of sales from own production (finished goods)	401	
ii. Value of sale for semi-finished products	402	
iii. Value of fixed assets produced for own use	403	
iv. Value of sale of electricity generated	404	
Total	409	

Part (B)- Other Activities	Code	“000” Rs.
1	2	3
i. Receipts for contract and commission work done for others	410	
ii. Receipts for repair and maintenance/installation work done for others	411	
iii. Receipts from industrial waste (scrap and refuse etc.)	412	
iv. Value of sales of goods purchased for re-sale	413	
v. Receipts from rental and lease of buildings and equipment and warehouse	414	
vi. Receipts from storage of goods in cold storage, godown etc.	415	
vii. Receipts from transport services rendered to others	416	
viii. Receipts from agency commissions etc.	417	
ix. Other receipts from output (Please specify)	418	
Total	419	

SECTION – VI INPUTS

Please give lump sum figures for the accounting year 2005-06

Item	Code	Value (“000” Rs.)
1	2	3
i. Payments made for raw materials, chemicals & dyes, parts, components, packing materials etc. purchased during the year	601	
ii. Payments for fuels purchased	602	
iii. Payments for electricity purchased	603	
iv. Water charges	604	
v. Payments made for repairs and maintenance work done by others	605	
vi. Cost of other contract and commission work done by others on establishment materials	606	
vii. Cost of goods purchased for re-sale	607	
viii. Transportation charges on finished goods when included in sales proceeds	608	
ix. Insurance payments (non-life only)	610	
x. Payments for copy-rights royalties, patents	611	
xi. Payments for postage, telephone, telegraph, telex and fax etc.	612	
xii. Payments for printing and stationery	613	
xiii. Legal and professional expenses	614	
xiv. Commission paid to agents trade discounts	615	
xv. Payments made for advertisements	616	
xvi. Traveling expenses	617	
xvii. Payment made for storage	618	
xviii. Payment made for Packing	620	
xix. Other selling & services expenditures (Specify)	621	
xx. Training/educational expenditures (external costs only)	622	
xxi. Payment made for entertainment (Specify)	623	
xxii. Payments for lease and hire of plant, building, machinery and equipments	624	
xxiii. Payments for bank charges	625	
xxiv. Excise duty on bank charges	626	
xxv. Others (specify)	627	
Total	629	

SECTION – VIII CHANGES IN INVENTORIES

Please give lump sum figures for the accounting year 2005-06

(“000”Rs)

Item 1	Code 2	Opening stocks 3	Code 4	Closing stocks 5
i. Input materials	801		821	
ii. Goods expressly purchased for resale	802		822	
iii. Work in progress	803		823	
iv. Finished products and by-products	804		824	
Total stocks	819		829	

SECTION – IX FIXED ASSETS

Please give lump sum figures for the accounting year 2005-06

(“000”Rs)

Description 1	Code 2	Fixed Assets As on July 1 st 2005 3	Purchases of fixed assets during the year 4	Sales of fixed assets during the year 5	Fixed assets produced for own use 6
i. Land	901				
ii. Major improvements to land	902				
iii. Transaction costs for acquisition of land	903				
iv. Building and other construction	904				
v. Plant and machinery	905				
vi. Transport equipment	906				
vii. Furniture & fixture	907				
viii. Office equipment & other assets	908				
Total	909				

Name of Respondent	Designation	Signature & Date	Official Stamp

Section X: Checking of Facilitation Team

For Official Use

Particular	Date	Name	Code	Designation	Signature
Enumerated by:					
Inspected by:					
Checking/editing in the Directorate:					
Dispatched to BOS:					
Received at BOS:					

Section XI: Editing/Coding at BOS

Item	Date	Name	Designation	Signature
1. Edited by				
2. Checked by Officer				
3. Data Entry & Processing				

Pakistan Standard Industrial Classification (PSIC) 2007

<u>Section</u>	<u>Division</u>	<u>Group</u>	<u>Class</u>	<u>Sub-class</u>	<u>Description</u>
D					Manufacturing
	15				Food products & beverages
		151			Meat, fruit, vegetables, oils & fats
			1511		Meat & meat products
				15111	Slaughtering
				15112	Processing of wool, hides & skins
				15113	Rendering & refining of edible fats
				15114	Processing raw offal; inedible
				15115	Poultry and other slaughtering
				15116	Processing of bird feathers & skins
				15117	Industrial services for all meat
				15118	Preservation of meat, offal or blood
				15119	Preparation of meat products
			1512		Fish & fish products
				15121	Fish & fish products
				15122	Fish crustaceans
				15123	Fish meal
				15124	Fish & fish products n.e.c
				15125	Smoking of fish products
				15126	Canning of fish & fish products
			1513		Fruits, vegetables & edible nuts
				15131	Processing of potatoes
				15132	Cooking of potatoes & products
				15133	Fruit and vegetable juices
				15134	Processing of other vegetables
				15135	Processing of fruits & nuts
				15136	Processing of vegetable residues
				15137	Cooking of fruits & vegetables
				15138	Canning of fruits, vegetables & nuts
				15139	Fruits & vegetables preservation n.e.c
			1514		Vegetable & animal oils & fats
				15141	Animal & vegetable oils & fats; crude
				15142	Cotton ginning
				15143	Oil cake and other solid residues
				15144	Refined oils & fats except residues
				15145	Vegetable waxes
				15146	Margarine & similar edible fats
				15149	Animal & vegetable oils & fats; n.e.c
		152			Dairy products
			1520		Dairy products
				15201	Liquid milk & cream
				15202	Milk & cream in solid forms
				15203	Butter & ghee
				15204	Cheese & curd
				15205	Other dairy products
				15206	Ice cream and other edible ice
				15209	Other dairy products; n.e.c.
		153			Grain mill products & animal feed
			1531		Grain mill products
				15311	Rice Husking
				15312	Cereal & vegetable flour milling

<u>Section</u>	<u>Division</u>	<u>Group</u>	<u>Class</u>	<u>Sub-class</u>	<u>Description</u>
				15313	Cereal grain products
				15314	Rice milling
				15315	Bran & other residues of cereals
				15319	Other grain milling n.e.c
			1532		Starches & starch products
				15321	Corn oil & its fractions
				15322	Other starches & starch products
				15329	Other starch products n.e.c
			1533		Prepared animal feeds
				15331	Animal feeds
				15332	Lucerne (alfalfa) meal & pellets
				15334	Pet food
				15339	Other animal & bird feed n.e.c.
		154			Other food products
			1541		Bakery products
				15411	Bread, fresh pastry & cake
				15412	Rusks, biscuits
				15419	Other bakery products n.e.c
			1542		Sugar
				15421	Sugar, except waste of sugar
				15422	Gur
				15423	Candy
				15424	Molasses
				15425	Wastes of sugar manufacture
				15429	Other sugar products n.e.c.
			1543		Cocoa, chocolate & sugar confectionery
				15431	Cocoa products
				15432	Chocolate & sugar confectionery
				15439	Chocolate & sugar confectionery n.e.c
			1544		Macaroni, noodles etc
				15441	Macaroni, noodles etc
				15449	Other farinaceous products n.e.c.
			1549		Other food products n.e.c.
				15491	Processing & blending of tea
				15492	Coffee curing, roasting & grinding etc
				15493	Preparing homogenized & dietetic food
				15494	Condiments & seasonings
				15495	Vegetable saps & extracts
				15499	Other food products n.e.c.
		155			Beverages
			1551		Spirits; ethyl alcohol
				15510	Spirits; ethyl alcohol
			1552		Wines
				15520	Wines
			1553		Malt liquors & malt
				15531	Beer made from malt
				15532	Malt, whether or not roasted
				15539	Malt liquors & malt n.e.c

<u>Section</u>	<u>Division</u>	<u>Group</u>	<u>Class</u>	<u>Sub-class</u>	<u>Description</u>
			1554		Soft drinks; mineral waters
				15541	Soft drinks; mineral waters
				15542	Other non-alcoholic beverages
				15549	Other non-alcoholic beverages n.e.c
	16				Tobacco products
		160			Tobacco products
			1600		Tobacco products
				16001	Tobacco products
				16009	Other tobacco products n.e.c.
	17				Manufacture of textiles
		171			Textile spinning, weaving & finishing
			1711		Spinning & weaving of textiles
				17111	Natural textile fibers for spinning
				17112	Manmade staple fibers for spinning
				17113	Textile yarn & thread of natural fibers
				17114	Textile yarn & thread of manmade staple fibers
				17115	Processing of textile waste
				17116	Spinning of textile fibers with charkha
				17119	Preparation of natural textile fibers
			1712		Textile fabrics
				17121	Fabrics other than cotton
				17122	Cotton fabrics
				17123	Fabrics of manmade filaments
				17124	Pile fabrics, terry toweling etc
				17125	Weaving of fabrics on khadi / handloom
				17129	Woven textiles on khadi handloom n.e.c
			1713		Finishing of textiles
				17131	Finishing of textile fibers & yarns
				17132	Bleaching & dyeing of fabrics
				17133	Printing services of fabrics
				17134	Finishing of textiles (khadi/handloom)
				17139	Other textile finishing n.e.c.
		172			Other textiles
			1721		Made-up textile articles; except apparel
				17211	Made-up textile articles for household
				17212	Other made-up textile articles
				17213	Repair of made-up textile articles
			1722		Carpets & rugs
				17221	Carpets & rugs (Other than by hand)
				17222	Carpets & rugs (hand made)
			1723		Cordage, rope, twine & netting
				17231	Cordage, rope, twine & netting
				17232	Worn out articles of textile materials
				17233	Repair of nets & rope work
				17234	Embroidery & zari work by hand
				17235	Non-woven articles except apparel
			1729		Other textiles n.e.c.
				17291	Narrow woven fabrics & embroidery
				17292	Felt, coated, covered or laminated

<u>Section</u>	<u>Division</u>	<u>Group</u>	<u>Class</u>	<u>Sub-class</u>	<u>Description</u>
				17293	Other textiles
				17299	Other textiles n.e.c.
		173			Knitted & crocheted fabrics & articles
			1730		Knitted & crocheted fabrics
				17301	Knitted & crocheted fabrics
				17302	Knitted, crocheted cotton textile articles
				17303	Knitted, crocheted woolen textile articles
				17304	Knitted, crocheted synthetic articles
				17309	Knitted/crocheted articles n.e.c
18					Wearing apparel
	181				Wearing apparel, except fur apparel
		1810			Wearing apparel, except fur apparel
				18101	Clothes of leather & substitutes
				18102	Workwear
				18103	Outerwear
				18104	Other outerwear
				18105	Underwears
				18106	Babies' garments & clothing accessories
				18107	Clothing accessories of leather
				18108	Hats & headgear
				18109	Wearing apparel & accessories n.e.c
	182				Articles of fur
		1820			Articles of fur
				18201	Tanned or dressed furskins
				18202	Articles of fur
19					Leather products
	191				Tanning & dressing of leather
		1911			Tanning & dressing of leather
				19111	Tanning & dressing of leather
				19112	Tanning/dressing of hairless animals
				19113	Tanning of sheep, goat leather
				19114	Tanning & dressing of other animals
				19115	Leather waste, dust, powder & flour
			1912		Luggage, saddlery & harness
				19120	Luggage, saddlery & harness
	192				Footwear (FW)
		1920			Footwear (FW)
				19201	Footwear (FW)
				19202	Sports footwear
				19203	Protective & other footwear n.e.c.
				19204	Parts of footwear
				19209	Other footwear n.e.c.
20					Wood & wood products
	201				Sawmilling & planing of wood
		2010			Sawmilling & planing of wood
				20101	Sawmilling or chipping of wood
				20102	Shaping of wood
				20103	Treating wood with preservatives
				20104	Saw dust & wood waste & scrap
				20109	Saw milling & planing of wood n.e.c
	202				Products of wood

<u>Section</u>	<u>Division</u>	<u>Group</u>	<u>Class</u>	<u>Sub-class</u>	<u>Description</u>
			2021		Plywood, panels & boards
				20211	Panels & boards
				20212	Veneer sheets; plywood; densified wood
			2022		Builders' carpentry & joinery
				20221	Builders' carpentry & joinery
				20222	Prefabricated wooden buildings
				20223	Installing Prefabricated wooden buildings
			2023		Wooden containers
				20231	Wooden containers
				20232	MR of wooden containers & pallets
			2029		Other products of wood
				20291	Other products of wood
				20292	Basketware & wickerwork
				20293	MR of wooden products n.e.c
21					Paper & paper products
	210				Paper & paper products
		2101			Pulp, paper & paperboard
				21011	Pulp
				21012	Paper and paperboard
				21013	Tissue / uncoated paper & paperboard
				21014	Other uncoated paper & paperboard
				21015	Tracing & glazed transparent papers
				21016	Processing of paper & paperboard
				21017	Waste & scrap of paper & paperboard
				21019	Other pulp, paper & paperboard n.e.c
		2102			Containers of paper & paperboard
				21021	Containers of paper & paperboard
				21029	Containers of paper & paperboard n.e.c
		2109			Other articles of paper & paperboard
				21091	Household & toilet paper products
				21092	Paper stationery
				21093	Wallpaper
				21099	Other articles of paper n.e.c
22					Publishing, printing & reproduction
	221				Publishing
		2211			Printing & publications of books etc
				22111	Printing & publications of books etc
				22112	Electronic publishing of books etc
		2212			Publishing of newspapers & journals
				22121	Publishing of newspapers
				22122	Publishing of journals & periodicals
		2213			Publishing of music
				22131	Publishing record media
				22132	Music; printed & electronic
		2219			Other publishing
				22191	Publishing of cards & pictures

<u>Section</u>	<u>Division</u>	<u>Group</u>	<u>Class</u>	<u>Sub-class</u>	<u>Description</u>
				22199	Publishing other printed matter n.e.c
		222			Printing
			2221		Printing
				22211	Printing of newspapers
				22212	Printing of books, periodicals etc
				22213	Printing of stamps, banknotes etc
				22214	Printing of account books, forms etc
				22215	Commercial printed matter
				22219	Other printing n.e.c
			2222		Service activities of printing
				22221	Newspaper printing services
				22222	Printing services, other than newspaper
				22223	Bookbinding services
				22224	Pre-press services
				22225	Plates & other media for printing
				22229	Other services related to printing
		223			Reproduction of recorded media
			2230		Reproduction of recorded media
				22301	Reproduction of sound recording
				22302	Reproduction of video recording
				22303	Reproduction of software
23		231			Coke, petroleum & nuclear fuel
			2310		Coke oven products
				23101	Coke & semi coke of coal
				23102	Tar from coal & other mineral tars
				23109	Other coke oven products n.e.c.
		232			Refined petroleum products
			2320		Refined petroleum products
				23201	Refined petroleum products
				23202	Petroleum gases
				23203	Other petroleum products
				23204	Waste oil
				23205	Other refined petroleum products n.e.c
		233			Processing of nuclear fuel
			2330		Processing of nuclear fuel
				23301	Radioactive elements
				23302	Non-irradiated fuel elements
				23303	Treatment of radioactive waste
24		241			Chemicals & chemical products
			2411		Basic chemicals
				24111	Industrial gases
				24112	Dyes & pigments
				24113	Inorganic acids & compounds
				24114	Chemical elements
				24115	Other basic inorganic chemicals n.e.c
				24116	Other basic organic chemicals

<u>Section</u>	<u>Division</u>	<u>Group</u>	<u>Class</u>	<u>Sub-class</u>	<u>Description</u>
				24117	Miscellaneous basic organic chemical products
				24119	Other basic organic chemicals n.e.c.
			2412		Fertilizers & nitrogen compounds
				24121	Fertilizers & nitrogen compounds
				24129	Other fertilizers n.e.c.
			2413		Plastics & synthetic rubber
				24131	Plastics in primary forms
				24132	Other plastics in primary forms
				24133	Waste, parings & scrap, of plastics
				24134	Synthetic rubber in primary forms
		242			Other chemical products
			2421		Pesticides & agrochemical products
				24210	Pesticides & agrochemical products
			2422		Paints, varnishes, printing ink
				24221	Paints & varnishes of polymers
				24222	Other paints & varnishes etc
				24229	Mastics, caulking compounds etc
			2423		Pharmaceuticals
				24231	Basic pharmaceuticals
				24232	Other basic pharmaceutical products
				24233	Pharmaceutical preparations
				24234	Other pharmaceutical preparations
				24235	Surgical instruments
				24239	Other pharmaceutical products n.e.c
			2424		Soaps & detergents
				24241	Glycerol
				24242	Organic surface active agents
				24243	Soaps & detergents
				24244	Odiferous preparations and waxes
				24245	Agarbatti etc
				24246	Perfumes & toilet preparations
				24249	Other perfumes & toilet preparations
			2429		Other chemical products
				24291	Explosives
				24292	Glues and gelatins
				24293	Essential oils
				24294	Photographic chemical material
				24295	Prepared unrecorded media
				24296	Other chemical products
				24297	Misc. other chemical products
		243			Manmade fibers
			2430		Manmade fibers
				24301	Synthetic fiber
				24302	Cellulosic & other artificial fibers
				24309	Other manmade fibers n.e.c
25					Rubber & plastics products
		251			Rubber products

<u>Section</u>	<u>Division</u>	<u>Group</u>	<u>Class</u>	<u>Sub-class</u>	<u>Description</u>
			2511		Rubber tyres & tubes; retreading
				25111	Rubber tyres & tubes
				25112	Retreading pneumatic rubber tyres
				25119	Other tyres & tubes n.e.c
			2519		Other rubber products
				25191	Other rubber products
				25192	Vulcanized & hard rubber articles
				25193	Waste & scrap of rubber
				25194	R & M of other rubber products
				25199	Other rubber products n.e.c
		252			Plastics products
			2520		Plastics products
				25201	Plastic plates, sheets & tubes
				25202	Packaging products of plastics
				25203	Builders' ware plastics
				25204	Other plastic products
26					Other non-metallic mineral products
	261				Glass & glass products
		2610			Glass & glass products
				26101	Flat glass
				26102	Shaping & processing of flat glass
				26103	Hollow glass
				26104	Glass fibers
				26105	Other glass, processed
				26106	Other glassware including bangles
				26107	IMR & F of glass, tubes & pipes
				26109	Other glass & glass products n.e.c
		269			Non-metallic mineral products n.e.c.
			2691		Non-refractory ceramic ware
				26911	Ceramic household & ornaments
				26912	Sanitary ceramic fixtures
				26913	Ceramic insulators
				26914	Technical ceramic wares
				26919	Other ceramic articles n.e.c
			2692		Refractory ceramic products
				26920	Refractory ceramic products
			2693		Structural clay & ceramic products
				26931	Ceramic tiles & flags
				26932	Construction products in baked clay
			2694		Cement, lime & plaster
				26941	Cement
				26942	Lime
				26943	Plaster
				26949	Other cement, lime & plaster n.e.c
			2695		Articles of concrete, cement & plaster
				26951	Concrete products for construction

<u>Section</u>	<u>Division</u>	<u>Group</u>	<u>Class</u>	<u>Sub-class</u>	<u>Description</u>
				26952	Plaster products for construction
				26953	Ready-mixed concrete
				26954	Mortars
				26955	Articles of fiber cement
				26956	Other plaster & cement articles n.e.c
			2696		Cutting, shaping & finishing of stone
				26960	Ornamental & building stone articles
			2699		Other non-metallic mineral products
				26991	Abrasive products
				26992	Non-metallic mineral products n.e.c
27					Basic metals
	271				Basic iron & steel
		2711			Basic iron & steel
			27111		Products of iron & steel
			27112		Ferro alloys
			27113		Ingots
			27114		Stainless steel products
			27115		High speed steel products
			27116		Other hot-rolled flat products
			27117		Other cold-rolled/coated flat products
			27118		Hot-rolled rod & bars
			27119		Heavy sections of steel
		2712			Tubes and tube fittings
			27121		Tubes & tube fittings, of cast iron
			27122		Steel tubes & fittings
			27129		Other tubes & fittings
		2713			Other first processed iron & steel
			27131		Cold -drawn products
			27132		Cold -rolled narrow strip
			27133		Cold-formed / folded products of iron
			27134		Wires
		2719			Other basic iron & steel n.e.c
			27199		Other basic iron & steel n.e.c
	272				Basic precious & non-ferrous metals
		2721			Basic precious metal
			27211		Silver
			27212		Gold
			27213		Platinum
			27214		Base metals or silver, clad with gold
			27215		Base metals clad with silver
			27216		Waste & scrap of precious metal
		2722			Aluminum & its products
			27221		Aluminum, unwrought; alumina
			27222		Semi-finished products of aluminum
			27223		Waste & scrap of aluminum
			27229		Other aluminum products
		2723			Lead, zinc, tin & products
			27231		Lead, zinc & tin, unwrought

<u>Section</u>	<u>Division</u>	<u>Group</u>	<u>Class</u>	<u>Sub-class</u>	<u>Description</u>
				27232	Lead, zinc, tin & their alloys
				27233	Waste & scrap of lead, zinc & tin
				27239	Other lead, zinc & tin products n.e.c
			2724		Copper products
				27241	Copper, copper mattes & cement
				27242	Semi-finished products of copper
				27243	Waste & scrap of copper
				27249	Other copper products n.e.c
			2725		Other non-ferrous metal products
				27251	Nickel, unwrought; intermediate products
				27252	Semi-finished products of nickel
				27253	Other non-ferrous metals & articles
				27254	Waste & scrap of nickel
				27259	Other non-ferrous metal products n.e.c.
		273			Casting of metals
			2731		Casting of iron and steel
				27311	Casting of iron
				27312	Casting of steel
				27313	Casting of light metals
			2732		Casting of non-ferrous metals
				27320	Casting of other non-ferrous metals
	28				Fabricated metal products
		281			Structural metal products
			2811		Structural metal products
				28111	Metal structures & parts of structures
				28112	IMR of metal structures
				28113	Builders' carpentry & joinery of metal
				28119	Other structural metal products
			2812		Tanks & containers
				28121	Tanks & containers
				28122	Radiators & boilers
				28129	Other containers
			2813		Steam generators
				28130	Steam generators
		289			Other fabricated metal products
			2891		Forging, pressing etc of metal
				28910	Forging, pressing etc of metal
			2892		Treating & coating of metals
				28921	Coating services of metal
				28922	Other treatment services of metal
				28923	Mechanical engineering services
			2893		Cutlery & general hardware
				28931	Cutlery
				28932	Hand tools
				28933	Locks & hinges
				28939	General hardware

<u>Section</u>	<u>Division</u>	<u>Group</u>	<u>Class</u>	<u>Sub-class</u>	<u>Description</u>
			2899		Other fabricated metal products n.e.c
				28991	Steel drums & containers
				28992	Light containers of metal
				28993	Wire products
				28994	Fasteners, chains, springs etc
				28995	Swords, cutlasses & similar arms
				28996	Other fabricated metal products
				28997	IMR of other metal products n.e.c
				28999	Other fabricated metal products n.e.c
29					Machinery & equipment n.e.c.
	291				General-purpose machinery
		2911			Engines & turbines
			29111		Engines
			29112		Turbines
			29113		Parts of turbines
			29114		IMR of engines & turbines
			29119		Other movers
		2912			Pumps, compressors, taps & valves
			29121		Hydraulic/pneumatic power engine/motors
			29122		Pumps for liquids
			29123		Air or vacuum pumps
			29124		Taps, cocks & valves etc
			29125		IMR of pumps, taps & valves
		2913			Bearings, gears, driving elements
			29131		Bearings, gears, driving elements
			29132		Parts of bearing & driving elements
			29133		IMR of gearing/driving elements
		2914			Ovens, furnaces & furnace burners
			29141		Ovens, furnaces & furnace burners
			29142		IMR of furnaces & furnaces burners
		2915			Lifting & handling equipment
			29151		Lifting, handling equipment & Parts
			29152		Buckets, shovels, grabs & grips
			29153		IMR of lifting & handling equipment
			29159		Other lifting and handling equipment
		2919			Other general-purpose machinery
			29191		Cooling & ventilation equipment
			29192		Gas generators & filtering apparatus
			29193		Packing, weighing & spraying machinery
			29194		Centrifuges, calendaring machines
			29195		Machinery for temperature treatment
			29196		Parts of other general purpose machinery
			29197		Dish washing machines
			29198		Installation, maintenance & repair of general purpose machinery n.e.c
			29199		Other general purpose machinery
	292				Special-purpose machinery
		2921			Agricultural & forestry machinery
			29211		Agricultural tractors
			29212		Agricultural & forestry machinery

<u>Section</u>	<u>Division</u>	<u>Group</u>	<u>Class</u>	<u>Sub-class</u>	<u>Description</u>
				29213	Mowers; lawns, parks or sports grounds
				29214	Harvesting machinery
				29215	Spraying machinery for agriculture
				29216	Self-loading/unloading agriculture trailers
				29217	Other agricultural or forestry machinery
				29218	IMR of agricultural machinery
				29219	Other agricultural machinery n.e.c
			2922		Manufacture of machine tools
				29221	Portable hand-held power tools
				29222	Machine tools for working metals etc
				29223	Lathes, boring & milling machine tools
				29224	Other machine tools for working metals
				29225	Machine tools for stone & wood work
				29226	Welding tools & hot spraying machines
				29227	Parts & accessories of machine tools
				29228	IMR of machine tools
				29229	Other machine tools n.e.c.
			2923		Machinery for metallurgy
				29231	Machinery for metallurgy & parts
				29232	IMR of machinery for metallurgy
				29239	Other machinery for metallurgy n.e.c.
			2924		Mining & quarrying machinery
				29241	Machinery for mining
				29242	Self-propelled machinery
				29243	Other excavating machinery
				29244	Foundry moulds forming machinery
				29245	Track-laying tractors
				29246	Machinery parts for mining, quarrying
				29247	IMR of construction machinery
				29249	Other machinery for minning & construction
			2925		Machinery for food & tobacco processing
				29251	Machinery for food & tobacco processing
				29252	Food, beverages & tobacco machinery parts
				29253	IMR of food processing machinery
				29259	Other machinery for food & tobacco
			2926		Textile & leather production machinery
				29261	Spinning, weaving & knitting machinery
				29262	Other machinery for textile production
				29263	Machinery for making & R of footwear
				29264	Parts of machinery for textile
				29265	Household sewing machines
				29266	IMR of machinery fro textile
				29269	Other machinery fir textile production n.e.c
			2927		Weapons & ammunition
				29271	Weapons & ammunition & parts
				29272	IMR of weapons
			2929		Other special-purpose machinery
				29291	Machinery of paper & board & parts
				29292	Printing & book-binding machinery
				29293	Misc. special purpose machinery
				29294	IMR of special purpose machinery n.e.c

<u>Section</u>	<u>Division</u>	<u>Group</u>	<u>Class</u>	<u>Sub-class</u>	<u>Description</u>
				29299	Special-purpose machinery n.e.c
		293			Domestic appliances n.e.c.
			2930		Electric domestic appliances
				29301	Electric domestic appliances
				29302	Other electrical domestic appliances n.e.c
				29303	Parts of electric domestic appliances
				29304	IMR of professional electric appliances
				29305	Non-electric domestic appliances
				29306	Parts of non-electric domestic appliances
				29307	IMR of Industrial machinery
				29309	Other electric domestic appliances n.e.c.
	30				Office & computing machinery
		300			Office & computing machinery
			3000		Office & computing machinery
				30001	Typewriters, calculating machines etc
				30002	Photocopier & other office machinery
				30003	Computers; parts & accessories
				30004	Assembly services of computer modules
				30005	Installation of data processing equipment
				30009	Data processing machines
	31				Electrical machinery & apparatus n.e.c
		311			Electric motors/generators/ transformers
			3110		Electric/motors/generators/transformers
				31101	Electric motors & generators
				31102	Universal AC/DC motors & AC generators
				31103	Electric generating sets & converters
				31104	Electrical transformers
				31105	Ballasts, static, converter & inductors
				31106	Motors/generators/transformers parts
				31107	Motors/generators/transformers: IMR
				31109	Elec. motors, generators & transformers n.e.c
		312			Electricity distribution & control apparatus
			3120		Electricity distribution & control apparatus
				31201	Control apparatus for > 1000 V
				31202	Control apparatus for ≤ 1000 V
				31203	Electrical boards
				31204	Parts of electricity supply tools
				31205	IMR of electricity supply tools
				31209	Other dist. & control apparatus
		313			Insulated wire & cables
			3130		Insulated wire & cables
				31301	Insulated wire and cable
		314			Accumulators, cells & batteries
			3140		Accumulators, cells & batteries
				31401	Primary cells & batteries & parts
				31402	Electric accumulators & parts
				31403	Waste of accumulators, cells & batteries
				31404	Recharging/reconditioning of batteries
				31409	Accumulators, cells & batteries
		315			Electric lamps & lighting equipment

<u>Section</u>	<u>Division</u>	<u>Group</u>	<u>Class</u>	<u>Sub-class</u>	<u>Description</u>
			3150		Electric lamps & lighting equipment
				31501	Electric lamps
				31502	Lamps & lighting fittings
				31503	Other lamps & lighting fittings
				31504	Parts of lamps & lighting equipment
				31509	Electrical lamps & other lighting equipment n.e.c
		319			Other electrical equipment n.e.c.
			3190		Other electrical equipment n.e.c
				31901	Ignition of other wiring sets
				31902	Other electrical equipment for vehicles
				31903	Other electrical equipment & parts
				31904	IMR of electrical equipment
				31909	Other electrical equipment & parts n.e.c
	32				Radio, TV & communication equipment
		321			Electronic valves & tubes etc.
			3210		Electronic valves & tubes etc.
				32101	Electrical capacitors
				32102	Electrical resistors
				32103	Printed circuits
				32104	Cathode-ray
				32105	Diodes & transistors
				32106	Integrated circuits & micro assemblies
				32107	Parts of electronic valves& tubes etc.
				32108	Printing of circuits
				32109	Other electronic components n.e.c
		322			TV, radio & telegraphy apparatus
			3220		TV and radio transmitters
				32201	TV transmission apparatus
				32202	Telephone & telegraphy apparatus
				32203	Parts of telephone/telegraphy apparatus
				32204	IMR of TV, Radio & line telegraphy
				32209	Parts of TV, radio & line telegraphy
		323			Sound/video apparatus of TV & radio
			3230		Sound/video apparatus of TV & radio
				32301	Radio-broadcast receivers
				32302	Television receivers
				32303	Recording & reproducing apparatus
				32304	Sound reception apparatus
				32305	Parts of sound & video equipment; aerials
				32306	IMR of TV/radio, sound/video equipment
				32309	Sound/video reproducing apparatus n.e.c
	33				Medical precision & optical instruments
		331			Medical precision instruments
			3311		Medical/surgical/orthopaedic equipment
				33111	Medical/surgical/orthopaedic equipment
				33112	Medical/surgical/veterinary furniture
				33113	IMR of medical & surgical appliances
				33119	Other medical & surgical equipment n.e.c
			3312		Measuring instruments & appliances
				33121	Navigational & geophysical appliances
				33122	Radar/radio navigational aid apparatus
				33123	Precision balances/measuring instruments

<u>Section</u>	<u>Division</u>	<u>Group</u>	<u>Class</u>	<u>Sub-class</u>	<u>Description</u>
				33124	Electrical; quantity measuring instruments
				33125	Instruments of other physical features
				33126	Other measuring & checking instruments
				33127	Automatic regulating instruments
				33128	Parts of measuring/checking instruments
				33129	Measuring, checking instruments, n.e.c
			3313		Industrial process control equipment
				33131	Design & assembly of IPC equipments
				33132	R & M of IPC equipment
		332			Optical & photographic equipment
			3320		Optical & photographic equipment
				33201	Spectacles, lenses & parts
				33202	Other optical instruments & parts
				33203	Photographic equipment & parts
				33204	IMR of professional optical instruments
				33209	Other optical instruments n.e.c
		333			watches & clocks
			3330		Watches & clocks
				33301	Watches & clocks
				33302	Watch & clock movements & parts
				33303	IMR of industrial time measures
				33309	Other watches & clocks n.e.c
34					Motor vehicles & trailers
		341			Motor vehicles
			3410		Motor vehicles
				34101	Internal engines for motor vehicles
				34102	Passenger cars, jeep etc
				34103	Motor vehicles for ≥ 10 persons
				34104	Motor vehicles for transport of goods
				34105	Special purpose motor vehicles
				34106	Assembly of motor vehicles
				34109	Other parts of motor vehicles
		342			Bodies for motor vehicles & trailers
			3420		Bodies for motor vehicles & trailers
				34201	Bodies for motor vehicles
				34202	Bodies for trailer & semi-trailers
				34203	Parts of trailers & semi-trailers
				34204	Reconditioning of motor vehicles
				34205	Fitting out of caravans & mobile homes
				34206	repair & maintenance of containers
				34209	Other parts of motor vehicles n.e.c.
		343			Parts & accessories for motor vehicles
			3430		Parts & accessories for motor vehicles
				34301	Parts of engines
				34302	Other parts motor vehicles n.e.c.
				34303	Safety seat belts, airbags etc
				34304	Assembly of motor vehicles parts n.e.c
				34305	Maintenance & repair of motor vehicles
35					Other transport equipment
		351			Building & Repair of ships & boats

<u>Section</u>	<u>Division</u>	<u>Group</u>	<u>Class</u>	<u>Sub-class</u>	<u>Description</u>
			3511		Building & Repair of ships
				35111	Building & Repair of warships
				35112	Building & Repair of transport ship
				35113	Building & R of fishing vessels
				35114	Floating or production platforms
				35115	Other floating structures
				35116	Conversion of floating structures
				35117	MR & fitting out of floating structures
				35119	building & repair of ships n.e.c.
			3512		Pleasure & sporting boats
				35121	Pleasure & sporting boats
				35122	Repair of pleasure/sports boats
				35129	Parts of pleasure/sports boards
		352			Railway locomotives & rolling stock
			3520		Railway locomotives & rolling stock
				35201	Rail locomotives & locomotive tenders
				35202	Self-propelled railway coaches etc
				35203	Other rolling-stock
				35204	Parts of railway & rolling-stock
				35205	Maintenance of railway locomotives
				35209	Other railway locomotives n.e.c
		353			Aircraft & spacecraft
			3530		Aircraft and spacecraft
				35301	Motors & engines of air / space craft
				35302	Balloons & dirigibles; gliders
				35303	Helicopters & aeroplanes
				35304	Spacecraft & its launch vehicles
				35305	MR & reconditioning of aircraft
				35309	Other parts of aircraft and spacecraft
		359			Transport equipment n.e.c
			3591		Motorcycles
				35911	Motorcycles, scooters & three wheelers
				35912	Parts of motorcycles & side-cars
				35919	Other motor-cycle & parts
			3592		Bicycles & invalid carriages
				35921	Bicycles & invalid carriages
				35922	Parts & accessories of bicycles etc
				35929	Other cycles including tricycles
			3599		Other transport equipment n.e.c.
				35991	Other transport equipment n.e.c.
				35992	MR of other transport equipment n.e.c
				35999	Other transport equipment n.e.c
		36			Furniture
			361		Furniture
				3610	Furniture
				36101	Furniture & fixtures made of wood etc
				36102	Furniture & fixtures primarily of metal
				36103	Furniture & fixtures of plastics
				36104	Coir foam mattresses & pillows etc
				36105	Finishing services of new furniture

<u>Section</u>	<u>Division</u>	<u>Group</u>	<u>Class</u>	<u>Sub-class</u>	<u>Description</u>
				36109	Other furniture & fixtures
		369			Manufacturing n.e.c
			3691		Jewellery & related articles
				36911	Coins
				36912	Jewellery & related articles
			3692		Musical instruments
				36921	Musical instruments & parts
				36922	IMR of musical instruments
				36929	Other musical instruments n.e.c
			3693		Sports goods
				36931	Sports goods
				36932	IMR services of sports equipment
				36939	Other sports & athletic goods n.e.c
			3694		Games & toys
				36941	Dolls & toys
				36942	Toy trains & constructions sets
				36943	Other toys, including musical toys
				36944	Article of funfair, parlor games
				36945	IMR of other article of funfair
				36949	Other games & toys
			3699		Other manufacturing n.e.c
				36991	Imitation jewellery
				36992	Brooms & brushes
				36993	Roundabouts, shooting galleries etc
				36994	Writing implements
				36995	Umbrellas, walking-sticks & buttons
				36996	Linoleum hard surface floor coverings
				36997	Products of human or animal hair
				36998	Lighters, matches & liquids gas fuels
				36999	Other articles n.e.c
	37				Recycling
		371			Recycling of metal waste & scrap
			3710		Recycling of metal waste & scrap
				37101	Metal waste & scrap recycling
				37102	Ship-breaking services
		372			Recycling of non-metal waste & scrap
			3720		Recycling of non-metal waste & scrap
				37200	Recycling of non-metal waste & scrap

CMI 2005-06 Weights

Annexure - 3

Industry Code	Industry Major Groups & Industries	No of reporting establishments			Average daily persons engaged		Contribution to GDP at basic prices			Weights				
		CMI 2000-01	CMI 2005-06	CMI 2005-06 adjusted for Non Response	CMI 2005-06	CMI 2005-06 adjusted for Non Response	CMI 2000-01	CMI 2005-06	CMI 2005-06 (Adjusted for Non-Response)	CMI 2000-01	CMI 2005-06	CMI 2005-06 (Adjusted for Non-Response)	CMI 2005-06 Without Cotton Ginning	CMI 2005-06 Adjusted for Non-Response
1	2	3	4	5	6	7	8	9	10	11	12	13	14	15
D	ALL INDUSTRIES	4,668	6,417	9,630	941,283	1,119,700	378,038,134	843,762,421	992,601,754	100.0000	100.0000	100.0000	100.0000	100.0000
01400	Cotton ginning	334	540	819	13,689	22,901	12,733,041	26,913,772	45,025,370	3.3682	3.1897	4.5361		
15110	Meat & meat products		3	8	186	664		700,186	1,022,677		0.0830	0.1030	0.0857	0.1079
15120	Fish & fish products	9	8	13	468	565	110,785	122,430	140,778	0.0293	0.0145	0.0142	0.0150	0.0149
15130	Processing of fruits, veg. & nuts except juices	11	12	13	542	557	1,697,706	139,109	143,173	0.4491	0.0165	0.0144	0.0170	0.0151
15133	Fruit and vegetable juices	12	12	15	2,961	3,035	784,530	1,916,761	1,964,664	0.2075	0.2272	0.1979	0.2347	0.2073
15141	Animal & vegetable, oils & fats, crude		6	6	278	278		94,744	94,744		0.0112	0.0095	0.0116	0.0100
15143	Oil cake and other solid residues		10	10	213	213		335,580	335,580		0.0398	0.0338	0.0411	0.0354
15144	Refined oils & fats, except residues	110	92	107	7,706	8,335	21,024,375	29,537,102	31,948,059	5.5614	3.5006	3.2186	3.6160	3.3716
15145	Vegetable waxes		2	2	362	362		1,990,568	1,990,568		0.2359	0.2005	0.2437	0.2101
15149	Animal & vegetable oils & fats, n.e.c.	1	1	1	20	20	30,409	10,206	10,206	0.0080	0.0012	0.0010	0.0012	0.0011
15201-5	Dairy products	10	30	38	14,222	15,125	1,748,486	17,317,060	19,669,531	0.4625	2.0524	1.9816	2.1200	2.0758
152061	Ice cream	3	12	17	1,736	1,838	644,830	589,924	624,736	0.1706	0.0699	0.0629	0.0722	0.0659
152063	Other edible ice	20	5	5			94,118	2,564	2,564	0.0249	0.0003	0.0003	0.0003	0.0003
15311	Rice husking		315	315	8,056	8,056		1,319,547	1,319,547		0.1564	0.1329	0.1615	0.1393
15312	Cereal & vegetable flour milling	301	522	655	10,786	13,771	3,732,985	8,984,125	11,470,460	0.9875	1.0648	1.1556	1.0999	1.2105
15313	Cereal grain products	5	2	3	166	353	31,941	69,445	147,675	0.0084	0.0082	0.0149	0.0085	0.0156
15314	Rice milling	228	18	149	370	3,173	1,177,486	396,302	3,398,557	0.3115	0.0470	0.0342	0.0485	0.3587
15319	Other grain milling n.e.c.	1	1	1	21	21	978,118	18,736	18,736	0.2587	0.0022	0.0019	0.0023	0.0020
15322	Other starches & starch products	5	10	11	2,388	2,388	733,920	7,487,331	7,487,331	0.1941	0.8874	0.7543	0.9166	0.7902
15331.2	Animal feeds	28	33	50	2,154	2,998	1,147,560	4,644,852	6,511,511	0.3036	0.5505	0.6560	0.5686	0.6872
15339	Other animal feed n.e.c.	8					27,450			0.0073				
15411	Bread, fresh pastry & cake	21	22	25	777	880	262,559	156,826	177,615	0.0695	0.0186	0.0179	0.0192	0.0187
15412	Rusks, biscuits	33	38	58	2,734	3,240	1,256,320	2,158,722	2,558,251	0.3323	0.2558	0.2577	0.2643	0.2700
15419	Other bakery products n.e.c.	5	4	4	668	668	150,442	302,566	302,566	0.0398	0.0359	0.0305	0.0370	0.0319
15421	Sugar, except waste of sugar	71	72	72	49,121	49,121	15,686,742	35,361,634	35,361,634	4.1495	4.1909	3.5625	4.3290	3.7318
15432	Chocolate & sugar confectionery	17	29	40	2,604	3,087	191,548	1,000,762	1,186,387	0.0507	0.1186	0.1195	0.1225	0.1252
15439	Chocolate & sugar confectionery n.e.c.	3	1	1	313	313	41,859	141,473	141,473	0.0111	0.0168	0.0143	0.0173	0.0149
15491	Processing & blending of tea	6	11	13	1,306	1,527	1,205,661	3,094,471	3,618,114	0.3189	0.3667	0.3645	0.3788	0.3818
15493-9	Other food products n.e.c.	12	13	37	3,513	4,215	959,681	3,075,535	3,355,348	0.2539	0.3645	0.3380	0.3765	0.3541
15510	Spirits: ethyl alcohol	3	2	2	234	234	15,649	68,371	68,371	0.0041	0.0081	0.0069	0.0084	0.0072
15520	Wine	1					97,630			0.0258				
15530	Malt	2	1	1	493	493	18,581	336,093	336,093	0.0049	0.0398	0.0339	0.0411	0.0355
15541	Aerated drinks: mineral waters		10	13	534	640	270,924	124,486	149,197	0.0717	0.0148	0.0150	0.0152	0.0157
15542	Soft drinks	26	22	26	7,164	7,554	1,929,921	7,720,634	8,140,937	0.5105	0.9150	0.8202	0.9452	0.8591
15549	Other non-alcoholic beverages n.e.c.		1	10	59	1,394		15,703	371,017		0.0019	0.0374	0.0019	0.0392
16001	Tobacco products	15	13	21	4,385	4,725	11,549,442	18,696,781	20,146,474	3.0551	2.2159	2.0297	2.2889	2.1261
17111	Natural textile fibres for spinning	258	68	68	4,197	4,197	8,010,888	2,773,282	2,773,282	2.1191	0.3287	0.2794	0.3395	0.2927
17112	Man-made staple fibres for spinning	11	11	13	9,386	9,419	656,393	4,909,505	4,926,766	0.1736	0.5819	0.4963	0.6010	0.5199
17113	Textile yarn & thread of natural fibres	91	313	469	182,185	224,976	49,394,120	85,732,744	105,869,363	13.0659	10.1608	10.6658	10.4955	11.1726
17114	Text. yarn & thread of MM staple fibres	17	101	121	56,331	58,695	228,156	19,737,435	20,565,741	0.0604	2.3392	2.0719	2.4163	2.1704
17115	Processing of textile waste		11	11	1,239	1,239		337,137	337,137		0.0400	0.0340	0.0413	0.0356
17121	Fabrics other than cotton	46	47	64	5,546	6,082	1,220,448	3,327,715	3,649,326	0.3228	0.3944	0.3677	0.4074	0.3851
17122	Cotton fabrics	117	130	246	68,272	73,875	28,539,172	56,171,706	60,781,650	7.5493	6.6573	6.1235	6.8766	6.4144
17123	Fabrics of man-made filaments	11	29	29	13,299	13,299	589,329	7,285,464	7,285,464	0.1559	0.8634	0.7340	0.8919	0.7689
17124	Pile fabrics, terry towelling etc		56	79	8,268	9,536		4,564,508	5,264,532		0.5410	0.5304	0.5588	0.5556
17125	Weaving of fabrics on khadi / handloom		4	7	109	178		14,640	23,908		0.0017	0.0024	0.0018	0.0025
17130	Finishing of textiles	305	311	374	45,110	46,985	7,794,904	15,398,122	16,199,371	2.0619	1.8249	1.6320	1.8851	1.7096
17210	Made-up textile articles	51	73	127	17,582	20,283	1,250,173	10,830,676	12,389,566	0.3307	1.2836	1.2482	1.3259	1.3075
17220	Carpets & rugs	21	20	30	1,377	1,841	1,035,687	2,188,149	3,816,271	0.2740	0.2593	0.3845	0.2679	0.4027
17230	Cordage, rope, twine & netting	3	17	22	2,066	2,179	26,441	629,883	684,796	0.0070	0.0747	0.0690	0.0771	0.0723
17290	Other textiles n.e.c.	19	30	55	1,914	3,416	277,038	1,229,346	1,729,535	0.0733	0.1457	0.1742	0.1505	0.1825
17300	Knitted & crocheted fabrics	176	108	202	21,776	34,071	7,367,990	8,742,348	12,089,032	1.9490	1.0361	1.2179	1.0703	1.2758
18101-7	Wearing apparel & accessories	201	317	669	61,949	88,906	12,355,946	33,134,863	51,437,214	3.2684	3.9270	5.1821	4.0564	5.4283
18109	Wearing apparel & accessories n.e.c.	10	7	17	375	831	354,917	96,306	213,414	0.0939	0.0114	0.0215	0.0118	0.0225
18201	Tanned or dressed furskins		2	2	64	64		13,350	13,350		0.0016	0.0013	0.0016	0.0014
19110	Tanning & dressing of leather	76	87	150	5,859	7,537	5,762,988	2,772,852	3,717,912	1.5244	0.3286	0.3746	0.3395	0.3924
19120	Luggage, saddlery & harness	8	19	24	1,689	1,928	889,992	766,169	874,585	0.2354	0.0908	0.0881	0.0938	0.0923
19200	Footwear	30	36	59	9,485	10,050	2,033,925	4,173,395	4,422,497	0.5380	0.4946	0.4455	0.5109	0.4667
20100	Sawmilling & planing of wood		5	10	392	502		125,325	151,984		0.0149	0.0153	0.0153	0.0160
20211	Panels & boards	20	45	66	3,139	3,981	141,867	4,359,954	5,529,461	0.0375	0.5167	0.5571	0.5338	0.5835
20212	Veneer sheets: plywood; densified wood	12	7	7	364	364	112,412	39,161	39,161	0.0297	0.0046	0.0039	0.0048	0.0041
20231	Wooden containers		3	3	94	94		3,981	3,981		0.0005	0.0004	0.0005	0.0004
20291	Other products of wood	1	1	1	12	12	5,489	681	681	0.0015	0.0001	0.0001	0.0001	0.0001
20293	Repair of wooden products n.e.c.	2	1	1	12	12	13,496	422	422	0.0036	0.0001	0.0000	0.0001	0.0000
21010	Pulp, paper & paperboard	29	44	91	10,337	12,198	2,267,159	19,064,932	21,929,890	0.5997	2.2595	2.2093	2.3340	2.3143
21020	Containers of paper & paperboard	72	73	124	3,101	4,940	1,528,843	3,505,930	5,635,945	0.4044	0.4155	0.5678	0.4292	0.5948
21090	Other articles of paper&paperboard		16	20	633	712		171,316	179,249		0.0203	0.0181	0.0210	0.0189

CMI 2005-06 Weights

Annexure - 3

Industry Code	Industry Major Groups & Industries	No of reporting establishments			Average daily persons engaged		Contribution to GDP at basic prices			Weights				
		CMI 2000-01	CMI 2005-06	CMI 2005-06 adjusted for Non Response	CMI 2005-06	CMI 2005-06 adjusted for Non Response	CMI 2000-01	CMI 2005-06	CMI 2005-06 (Adjusted for Non-Response)	CMI 2000-01	CMI 2005-06	CMI 2005-06 (Adjusted for Non-Response)	CMI 2005-06 Without Cotton Ginning	CMI 2005-06 Adjusted for Non Response) Without Cotton Ginning
		3	4	5	6	7	8	9	10	11	12	13	14	15
22110	Printing & publications of books etc	9	13	18	650	1,004	198,801	263,180	344,887	0.0526	0.0312	0.0347	0.0322	0.0364
22131	Publishing record media		1	1	62	62		142,074	142,074		0.0168	0.0143	0.0174	0.0150
22191	Publishing of cards & pictures	5	2	2	36	36	99,168	30,790	30,790	0.0262	0.0036	0.0031	0.0038	0.0032
22211	Printing of newspapers	4	5	23	386	728	180,299	110,129	207,704	0.0477	0.0131	0.0209	0.0135	0.0219
22213	Printing of stamps, banknotes etc		1	1	1,505	1,505		1,272,585	1,272,585		0.1508	0.1282	0.1558	0.1343
22215	Commercial printed matter	6	1	1	15	15	82,447	799	799	0.0218	0.0001	0.0001	0.0001	0.0001
22219	Other printing and allied activities n.e.c.		1	1	18	18		7,794	7,794		0.0009	0.0008	0.0010	0.0008
22222	Printing services, other than newspape	57	22	22	1,345	1,345	734,421	990,591	990,591	0.1943	0.1174	0.0998	0.1213	0.1045
22225	Plates & other media for printing	2	1	1	63	63	4,756	87,361	87,361	0.0013	0.0104	0.0088	0.0107	0.0092
23100	Coke, Coal products	1					5,446,759	988,871	988,871	1.4408	0.1172	0.0996	0.1211	0.1044
23201	Refined petroleum products	3	18	21	3,370	3,888	9,998,010	42,859,300	49,447,169	2.6447	5.0795	4.9816	5.2469	5.2183
23202	Petroleum gases		7	13	386	502		1,276,232	1,659,763		0.1513	0.1282	0.1562	0.1752
23203	Other petroleum products	11	3	10	123	368	9,780,826	39,331	117,673	2.5873	0.0047	0.0119	0.0048	0.0124
23205	Other refined petroleum products n.e.c.		2	2	90	90		35,319	35,319		0.0042	0.0036	0.0043	0.0037
24111	Industrial gases	9	11	18	716	856	313,626	795,297	950,802	0.0830	0.0943	0.0958	0.0974	0.1003
24112	Dyes & pigments	10	12	12	1,095	1,095	940,123	2,046,473	2,046,473	0.2487	0.2425	0.2062	0.2505	0.2160
24113	Inorganic acids & compounds	29	12	13	1,930	1,940	5,095,912	3,787,593	3,807,218	1.3480	0.4489	0.3836	0.4637	0.4018
24114	Chemical elements	12	11	11	1,366	1,366	3,581,019	1,837,794	1,837,794	0.9473	0.2178	0.1851	0.2250	0.1939
24115	Other basic inorganic chemicals n.e.c		6	7	336	336		263,058	263,058		0.0312	0.0265	0.0322	0.0278
24116	Other basic organic chemicals		8	8	331	331		1,928,441	1,928,441		0.2286	0.1943	0.2361	0.2035
24117	Misc. basic organic chemical products		3	3	387	387		308,681	308,681		0.0366	0.0311	0.0378	0.0326
24120	Fertilizers & nitrogen compunds	10	16	23	5,443	5,661	12,788,952	40,428,353	42,079,640	3.3830	4.7914	4.2393	4.9493	4.4408
24130	Plastics & synthetic rubber		19	21	2,443	2,561		6,571,150	6,782,413		0.7788	0.6833	0.8045	0.7158
24210	Pesticides & agrochemical products	15	14	25	1,696	1,999	2,503,112	691,558	815,109	0.6621	0.0820	0.0821	0.0847	0.0860
24220	Paints, varnishes, printing ink	23	27	38	1,648	2,205	914,745	3,333,426	4,079,108	0.2420	0.3951	0.4110	0.4081	0.4305
24233	Pharmaceutical preparations	154	192	252	32,797	35,768	19,015,865	31,256,802	32,757,859	5.0301	3.7045	3.3002	3.8265	3.4570
24234	Other pharmaceutical preparations	18	10	11	594	594	687,644	574,606	574,606	0.1819	0.0681	0.0579	0.0703	0.0606
24235	Surgical instruments		2	7	183	273		97,879	146,016		0.0116	0.0147	0.0120	0.0154
24239	Other pharmaceutical products n.e.c	1	24	24	2,762	2,762	8,688	827,451	827,451	0.0023	0.0981	0.0834	0.1013	0.0873
24243	Soaps & detergents	50	69	92	6,022	6,415	1,952,565	4,895,946	5,215,459	0.5165	0.5803	0.5254	0.5994	0.5504
24244	Odiferous preparations and waxes	3	1	1	60	60	328,443	94,289	94,289	0.0869	0.0112	0.0095	0.0115	0.0100
24245	Agarbatti etc		1	1	25	25		11,376	11,376		0.0013	0.0011	0.0014	0.0012
24246	Perfumes & toilet preparations	18	23	29	3,075	3,285	689,312	3,296,853	3,522,004	0.1823	0.3907	0.3548	0.4036	0.3717
24290	Other chemical products	28	31	60	7,406	8,164	753,305	17,700,642	19,514,954	0.1993	2.0978	1.9660	2.1669	2.0595
24301	Synthetic fibre	14	2	2	1,335	1,335	7,243,258	373,723	373,723	1.9160	0.0443	0.0377	0.0458	0.0394
25111	Rubber tyres & tubes	10	12	23	1,030	1,597	1,145,467	1,589,847	2,465,035	0.3030	0.1884	0.2483	0.1946	0.2601
25112	Retreading pneumatic rubber tyres	3	2	3	32	48	4,420	10,634	15,951	0.0012	0.0013	0.0016	0.0013	0.0017
25191	Other rubber products	7	9	14	511	636	60,720	178,738	222,461	0.0161	0.0212	0.0224	0.0219	0.0235
25192	Vulcanised & hard rubber articles	4	4	4	114	114	71,653	13,614	13,614	0.0190	0.0016	0.0014	0.0017	0.0014
25199	Other rubber products n.e.c	10	1	1	145	145	167,018	51,362	51,362	0.0442	0.0061	0.0052	0.0063	0.0054
25200	Plastic products	89	142	186	7,478	9,215	3,260,639	6,371,620	7,873,645	0.8625	0.7551	0.7932	0.7800	0.8309
26101	Flat glass	3	5	14	807	1,091	191,444	457,624	618,671	0.0506	0.0542	0.0623	0.0560	0.0653
26102	Shaping & processing of flat glass		6	6	1,086	1,086		504,239	504,239		0.0598	0.0508	0.0617	0.0532
26103	Hollow glass	21	10	13	6,372	6,410	1,188,523	3,255,149	3,274,561	0.3144	0.3858	0.3299	0.3985	0.3456
26104	Glass fibres		2	2	70	70		17,564	17,564		0.0021	0.0018	0.0022	0.0019
26105	Other glass, processed		5	5	305	305		31,951	31,951		0.0038	0.0032	0.0039	0.0034
26106	Other glassware including bangles	6	6	7	530	544	78,349	215,638	221,334	0.0207	0.0256	0.0223	0.0264	0.0234
26910	Non-refractory ceramic ware	32	97	121	2,996	3,576	923,539	931,103	1,046,149	0.2443	0.1104	0.1054	0.1140	0.1104
26920	Refractory ceramic products	1	6	10	1,522	1,744	1,430	76,945	88,168	0.0004	0.0091	0.0089	0.0094	0.0093
26930	Structural clay & ceramic products	31	155	199	8,283	9,374	1,254,278	1,937,274	2,123,353	0.3318	0.2296	0.2139	0.2372	0.2241
26941	Cement	26	30	30	14,596	15,064	15,655,495	50,211,684	50,211,684	4.1412	9.5909	5.0586	6.1470	5.2990
26942, 43	Lime and plaster products	2						2,813			0.0007			
26950	Articles of concrete, cement & plaster	25	24	34	1,329	1,506	354,012	685,209	818,360	0.0936	0.0812	0.0824	0.0839	0.0864
26960	Ornamental & building stone articles		132	144	2,329	2,567		3,053,873	3,365,948		0.3619	0.3391	0.3739	0.3552
26990	Other non-metallic mineral products	11	4	4	192	192	54,299	45,101	45,101	0.0144	0.0053	0.0045	0.0055	0.0048
27110	Basic iron & steel	31	76	173	19,972	23,085	7,841,066	26,489,886	39,966,373	2.0741	3.1395	4.0264	3.2429	4.2177
27120	Tubes & tube fittings		51	67	3,762	4,236		4,692,485	5,486,005		0.5561	0.5527	0.5745	0.5790
27131	Other processed iron & steel	111	118	136	4,716	5,486	5,050,637	5,064,877	5,744,141	1.3360	0.6003	0.5787	0.6201	0.6062
27211	Silver		1	1	51	51		156,980	156,980		0.0186	0.0158	0.0192	0.0166
27220	Aluminium & its products	44	24	29	1,015	1,099	382,205	596,729	642,005	0.1011	0.0707	0.0647	0.0731	0.0678
27232	Lead, zinc, tin & their alloys		3	3	50	50		428,809	428,809		0.0508	0.0432	0.0525	0.0453
27241	Copper, copper mattes	6	1	1	10	10	15,377	912	912	0.0041	0.0001	0.0001	0.0001	0.0001
27242	Semi-finished products of copper		12	12	468	468		932,233	932,233		0.1105	0.0939	0.1141	0.0984
27310	Casting of iron and steel	16	5	5	179	179	129,744	160,300	160,300	0.0343	0.0190	0.0161	0.0196	0.0169
28110	Structural metal products	11	12	24	1,002	1,177	116,147	317,376	470,918	0.0307	0.0376	0.0474	0.0389	0.0497
28120	Tanks & containers		15	16	533	547		302,338	305,651		0.0358	0.0308	0.0370	0.0323
28923	Mechanical engineering services	9	2	3	39	99	118,812	3,595	9,126	0.0314	0.0004	0.0009	0.0004	0.0010
28931	Razors and razor blades	3	14	19	1,512	1,624	981,195	568,451	661,327	0.2595	0.0674	0.0666	0.0696	0.0698
289311, 3, 4, 5	Cutlery	11						74,159	685,377		0.0196	0.0812	0.0690	0.0839
28932	Hand tools	3	1	2	60	76	19,831	20,809	26,358	0.0052	0.0025	0.0027	0.0025	0.0028
28933	Locks & hinges		1	1	117	117		8,075	8,075		0.0010	0.0008	0.0010	0.0009
28939	General hardware		1	6	41	162		3,745	14,797					

CMI 2005-06 Weights

Annexure - 3

Industry Code	Industry Major Groups & Industries	No of reporting establishments			Average daily persons engaged		Contribution to GDP at basic prices			Weights				
		CMI 2000-01	CMI 2005-06	CMI 2005-06 adjusted for Non Response	CMI 2005-06	CMI 2005-06 adjusted for Non Response	CMI 2000-01	CMI 2005-06	CMI 2005-06 (Adjusted for Non-Response)	CMI 2000-01	CMI 2005-06	CMI 2005-06 (Adjusted for Non-Response)	CMI 2005-06 Without Cotton Ginning	CMI 2005-06 Adjusted for Non Response) Without Cotton Ginning
1	2	3	4	5	6	7	8	9	10	11	12	13	14	15
28991	Steel drums & containers	8	9	14	533	732	52,743	168,770	231,782	0.0140	0.0200	0.0234	0.0207	0.0245
28992	Light containeres of metals	11	8	8	395	395	178,693	101,480	101,480	0.0473	0.0120	0.0102	0.0124	0.0107
28993	Wire products	19	29	30	3,170	3,170	272,670	4,751,929	4,751,929	0.0721	0.5632	0.4787	0.5817	0.5015
28994	Fasteners,chains, springs etc		6	7	222	244		311,229	342,072		0.0369	0.0345	0.0381	0.0361
28995	Swords, cutlasses & similar armss		1	1	17	17		2,623	2,623		0.0063	0.0003	0.0003	0.0003
28996	Other fabricated metal products	61	42	50	1,394	1,572	1,847,579	154,192	173,881	0.4887	0.0183	0.0175	0.0189	0.0184
28997	IMR of other metal products n.e.c		3	3	134	134		30,811	30,811		0.0037	0.0031	0.0038	0.0033
29110	Engines & turbines	7	5	17	131	564	41,479	48,539	390,979	0.0110	0.0058	0.0394	0.0059	0.0413
29120	Pumps, compressors, taps & valves		22	26	999	1,229		672,196	725,272		0.0797	0.0731	0.0823	0.0765
29131	Driving elements		6	6	669	669		468,257	468,257		0.0555	0.0472	0.0573	0.0494
29140	Ovens, furnaces & furnace burners		5	10	304	441		136,016	204,965		0.0161	0.0206	0.0167	0.0216
29193	Packing, weighing & spraying machinery	1	30	99	2,024	3,048	12,606	1,205,895	1,727,711	0.0033	0.1429	0.1741	0.1476	0.1823
29210	Agricultural & forestry machinery	77	90	111	4,879	5,631	2,670,255	5,238,540	6,216,991	0.7063	0.6209	0.6263	0.6413	0.6561
29220	Manufacture of machine tools	6	7	9	2,484	2,506	440,345	1,465,912	1,472,787	0.1165	0.1737	0.1484	0.1795	0.1554
29231	Machinery for metallurgy & parts		1	1	260	260		107,008	107,008		0.0127	0.0108	0.0131	0.0113
29240	Mining & quarrying machinery		4	11	169	385		15,119	26,503		0.0018	0.0027	0.0019	0.0028
29251	Machinery for food & tobacco processing		12	13	2,513	2,523		1,835,699	1,843,004		0.2176	0.1857	0.2247	0.1945
29261	Spinning, weaving & knitting machinery		3	8	96	271	90,188	9,596	27,089	0.0239	0.0011	0.0027	0.0012	0.0029
29262	Other machinery for textile production	16	3	3	87	87		9,676	9,676		0.0011	0.0010	0.0012	0.0010
29264	Parts of machinery for textile		3	3	64	64		5,885	5,885		0.0007	0.0006	0.0007	0.0006
29265	Household sewing macines	8	4	4	399	399	304,258	797,153	797,153	0.0805	0.0945	0.0803	0.0976	0.0841
29271	Weapons & ammunition & parts		10	13	374	441		115,602	136,311		0.0137	0.0137	0.0142	0.0144
29292	Printing & book-binding machinery	19	1	1	10	10	408,398	205	205	0.1080	0.0000	0.0000	0.0000	0.0000
29290	Misc. special purpose machinery	35	3	3	70	70	864,626	14,577	14,577	0.2287	0.0017	0.0015	0.0018	0.0015
29299	Special-purpose machinery n.e.c		1	2	200	216		31,139	33,630		0.0037	0.0034	0.0038	0.0035
29300	Electric domestic appliances	74	153	157	9,095	9,574	5,547,960	4,577,720	4,718,647	1.4676	0.5425	0.4754	0.5604	0.4980
29305	Non-electric domestic appliances	21	5	10	110	149	805,296	9,892	13,399	0.2130	0.0012	0.0013	0.0012	0.0014
29306	Parts of non-electric domestic applianc		2	3	139	172		23,516	29,099		0.0028	0.0029	0.0029	0.0031
29307	IMR of Industrial machinery		2	2	75	75		10,726	10,726		0.0013	0.0011	0.0013	0.0011
30000	Office and computing machinery	1					22,400			0.0059				
31100	Electric/motors/generators/transformers	25	19	26	7,551	7,910	3,642,987	8,169,789	8,272,597	0.9637	0.9683	0.8334	1.0002	0.8730
31200	Electricity distri. & control apparatus		12	12	454	454		80,959	80,959		0.0096	0.0082	0.0099	0.0085
31301	Insulated wire and cable	14	7	20	329	529	669,596	3,716,305	5,975,457	0.1771	0.4404	0.6020	0.4550	0.6306
31401	Primary cells & batteries & parts	9	10	10	2,666	2,666	926,553	1,287,549	1,287,549	0.2451	0.1526	0.1297	0.1576	0.1359
31501	Electric lamps	7	4	4	1,237	1,237	189,259	594,094	594,094	0.0501	0.0704	0.0599	0.0727	0.0627
31502	Lamps lighting fittings	2	2	2	220	220	1,181	57,781	57,781	0.0003	0.0068	0.0058	0.0071	0.0061
31503	Other lamps & lighting fittings		3	4	269	317		53,966	63,596		0.0064	0.0064	0.0066	0.0067
3190	Other electrical equipment n.e.c		10	25	561	925		173,720	299,444		0.0206	0.0302	0.0213	0.0316
32101	Electrical capacitors		4	4	453	453		102,870	102,870		0.0122	0.0104	0.0126	0.0109
32201	TV transmission apparatus	6	3	4	1,284	1,304	855,710	1,525,358	1,549,117	0.2264	0.1808	0.1561	0.1867	0.1635
32203	Parts of telephone/telegraphy apparatus	4	1	1	1,396	1,396	157,083	762,873	762,873	0.0416	0.0904	0.0769	0.0934	0.0805
32209	Parts of TV, radio & line telegraphy		1	1	25	25		5,122	5,122		0.0006	0.0005	0.0006	0.0005
32300	Sound/video apparatus of TV & radio	8	5	11	132	485	105,918	527,911	1,085,316	0.0280	0.0626	0.1093	0.0646	0.1145
33110	Medical/surgical/orthopaedic equipment	54	91	347	9,089	16,185	1,709,293	4,239,666	7,392,625	0.4521	0.5025	0.7448	0.5190	0.7802
33203	Photographic equipment & parts	1	2	2	184	184	368	33,395	33,395	0.0001	0.0040	0.0034	0.0041	0.0035
33301	Watches & clocks	2	2	3	46	64	10,087	5,170	7,193	0.0027	0.0006	0.0007	0.0006	0.0008
34100	Motor vehicles	86	12	22	8,158	10,220	11,788,421	31,651,421	33,440,308	3.1183	3.7512	3.3690	3.8748	3.5290
34200	Bodies for motor vehicles		4	5	413	450		212,002	213,881		0.0251	0.0215	0.0260	0.0226
3430	Parts & accessories for motor vehicles	27	123	226	11,570	16,347	4,003,962	6,097,071	8,156,614	1.0591	0.7226	0.8217	0.7464	0.8608
35112	Building & R of transport	4	1	3	750	1,102	293,442	220,532	324,035	0.0776	0.0261	0.0326	0.0270	0.0342
35200	Railway locomotives & rolling stock		2	2	4,918	4,918		3,918,851	3,918,851		0.4644	0.3948	0.4798	0.4136
35910	Motorcycles	8	34	42	6,862	7,337	515,910	5,657,903	6,103,604	0.1365	0.6706	0.6149	0.6927	0.6441
35920	Bicycles & invalid carriages	13	10	13	1,701	1,738	243,517	793,895	805,269	0.0644	0.0941	0.0811	0.0972	0.0850
36101	Furniture & fixtures made of wood etc	41	38	60	1,087	1,661	479,627	323,302	490,981	0.1269	0.0383	0.0495	0.0396	0.0518
36912	Jewellery & related articles	1	1	1	21	21	1,480	151	151	0.0004	0.0000	0.0000	0.0000	0.0000
36921	Musical instruments & parts	2	3	4	33	92	23,636	7,393	20,611	0.0063	0.0009	0.0021	0.0009	0.0022
36931	Sports goods	38	50	151	4,227	14,460	1,717,435	3,281,652	11,226,091	0.4543	0.3889	1.1310	0.4017	1.1847
36939	Other sports & atheletic goods n.e.c		1	6	316	425		46,904	63,083		0.0056	0.0064	0.0057	0.0067
36941	Dolls & toys	3	1	2	30	63	11,405	56,964	119,624	0.0030	0.0068	0.0121	0.0070	0.0126
36991	Immitation Jewellery	1					1,772			0.0005				
36992	Brooms & brushes	9	3	4	257	307	474,680	489,733	585,012	0.1256	0.0580	0.0589	0.0600	0.0617
36994	Writing implements	9	8	10	1,602	1,768	351,221	513,244	566,427	0.0929	0.0608	0.0571	0.0628	0.0598
36995	Umbrellas, walking-sticks & buttons	5	3	8	88	174	62,921	30,971	61,238	0.0166	0.0037	0.0062	0.0038	0.0065
36998	Lighters, matches & liquids gas fuels	19	22	25	2,866	2,932	1,563,374	317,045	324,346	0.4135	0.0376	0.0327	0.0388	0.0342
37102	Shipbreaking services		30	30	520	520		243,366	243,366		0.0288	0.0245	0.0298	0.0257

TABLE-1

NUMBER OF REPORTING ESTABLISHMENTS IN CMI 2005-06

INDUSTRY CODE	INDUSTRY MAJOR GROUPS AND INDUSTRIES	PAKISTAN	PUNJAB	SINDH	NWFP	BALUCHISTAN	ISLAMABAD
1	2	3	4	5	6	7	8
D	ALL INDUSTRIES	6417	3590	1825	673	212	117
15	FOOD PRODUCTS & BEVERAGES	1861	1122	556	118	36	29
151	Meat, fruit, vegetables, oils & fats	687	515	143	19	8	2
1511	Meat & meat products	3		2		1	
15112 &	Processing of wool, hides & skins						
15115	Poultry and other slaughtering	3		2		1	
1512	Fish & fish products	8		8			
15121 &	Fish & fish products						
15123 &	Fish meal, inedible						
15124	Fish & fish products n.e.c	8		8			
1513	Fruits, vegetables & edible nuts	24	8	7	6	3	
15131 &	Processing of potatoes						
15132	Cooking of potatoes & products	3	1	1		1	
15133	Fruit and vegetable juices	12	4	3	4	1	
15135 &	Processing of fruits,vegetables & nuts						
15136	Processing of vegetable residues	9	3	3	2	1	
1514	Vegetable & animal oils & fats	652	507	126	13	4	2
15141	Animal & vegetable, oils & fats, crude	7	3	4			
15142	Cotton ginning	541	456	85			
15143	Oil cake and other solid residues	10	7	3			
15144	Refined oils & fats	91	41	31	13	4	2
15145 &	Vegetable waxes						
15149	Animal & vegetable oils & fats, n.e.c	3		3			
152	Dairy products	47	35	11	1		
1520	Dairy products	47	35	11	1		
15201	Processed liquid milk & cream	9	8	1			
15202	Milk & cream in solid forms	9	7	2			
15203 &	Butter & ghee						
15204	Cheese & curd	5	5				
15205	Other dairy products	7	6	1			
15206	Ice cream & other edible ice	17	9	7	1		
153	Grain mill products & animal feed	901	469	319	69	20	24
1531	Grain mill products	858	440	311	68	17	22
15311	Rice Husking	315	101	214			
15312 &	Cereal & vegetable flour milling						
15313	Cereal grain products	524	323	94	68	17	22
15314 &	Rice milling						
15319	Other grain milling n.e.c	19	16	3			
1532	Starches & starch products	10	6	1	1	2	
15322	Starches & starch products	10	6	1	1	2	
1533	Animal feeds	33	23	7		1	2
15331 &	Animal feeds						
15332	Lucerne (alfalfa) meal & pellets	33	23	7		1	2
154	Other food products	190	86	70	25	6	3
1541	Bakery products	64	22	24	14	3	1
15411	Bread, fresh pastry & cake	22	12	7		3	
15412	Rusks, biscuits	38	10	16	11		1
15419	Other bakery products n.e.c	4		1	3		
1542	Sugar	72	38	26	7		1
15421	Sugar	72	38	26	7		1
1543	Cocoa, chocolate & sugar confectionery	30	16	8	3	2	1
15432 &	Chocolate & sugar confectionery						
15439	Chocolate & sugar confectionery n.e.c	30	16	8	3	2	1
1549	Other farinaceous products n.e.c.	24	10	12	1	1	
15491	Processing & blending of tea	11	3	7		1	
15493	Preparing homogenised & dietic food	3	3				
15494	Condiments & seasonings	5		5			
15495 &	Vegetable saps & extracts						
15499	Other food products n.e.c.	5	4		1		
155	Beverages	36	17	13	4	2	
1551 &	Spirits; ethyl alcohol						
1553 &	Malt liquors & malt						
1554	Soft drinks; mineral water	36	17	13	4	2	
15510 &	Spirits; ethyl alcohol						
15532 &	Malt, whether or not roasted						
15541	Aerated drinks; mineral waters	12	3	5	2	2	
15542 &	Soft drinks						
15549	Other non-alcoholic beverages	24	14	8	2		
16	TOBACCO PRODUCTS	13	2	3	8		
17	MANUFACTURE OF TEXTILES	1328	764	447	74	42	1
171	Textile spinning, weaving & finishing	1080	619	357	64	40	
1711	Spinning of textiles	534	336	155	26	17	

TABLE-1

NUMBER OF REPORTING ESTABLISHMENTS IN CMI 2005-06

INDUSTRY CODE	INDUSTRY MAJOR GROUPS AND INDUSTRIES	PAKISTAN	PUNJAB	SINDH	NWFP	BALUCHISTAN	ISLAMABAD
1	2	3	4	5	6	7	8
17111	Spinning of natural textile fibres	70	5	62	2	1	
17112	Spinning of man-made staple fibres	11	5	4	1	1	
17113	Textile yarn & thread of natural fibres	340	235	78	20	7	
17114	Text. yarn & thread of MM staple fibres	102	83	9	2	8	
17115	Processing of textile waste	11	8	2	1		
1712	Textile fabrics	234	74	102	37	21	
17121	Fabrics other than cotton	47	4	7	32	4	
17122	Cotton fabrics	98	38	42	3	15	
17123	Fabrics of man-made filaments	29	21	6	1	1	
17124	Pile fabrics, terry towelling etc	56	10	44	1	1	
17125	Weaving of fabrics on khadi / handloom	4	1	3			
1713	Finishing of textiles	312	209	100	1	2	
17131	Finishing of textile fibres & yarn	129	78	49	1	1	
17132	Bleaching & dyeing of fabrics	146	102	44			
17133	Printing services of fabrics	21	18	3			
17134	Finishing of textiles (khadi/handloom)	12	9	2		1	
17139	Other textile finishing n.e.c.	4	2	2			
172	Other textiles	140	85	47	7	1	
1721	Made-up textile articles, not apparel	73	51	20	2		
17211	Made-up textile articles for household	26	15	10	1		
17212	Other made-up textile articles	47	36	10	1		
1722	Carpets & rugs	20	9	6	5		
17221	Carpets & rugs (Other than by hand)	13	4	5	4		
17222	Carpets & rugs (hand made)	7	5	1	1		
1723	Cordage, rope, twine & netting	17	7	10			
17231	Cordage, rope, twine & netting	3	3				
17234	Embroidery & zari work by hand	14	4	10			
1729	Other textiles n.e.c.	30	18	11		1	
17291	Narrow woven fabrics & embroidery	14	7	6		1	
17293 &	Other made up textiles						
17299	Other textiles n.e.c.	16	11	5			
173	Knitted & crocheted fabrics & articles	108	60	43	3	1	1
1730	Knitted & crocheted fabrics	108	60	43	3	1	1
17301	Knitted & crocheted fabrics	28	17	10		1	
17302	Knitted/crocheted cotton text. articles	10		9	1		
17303	Knitted/crocheted woolen text. articles	48	26	20	2		
17304	Knitted/crocheted synthetic articles	16	11	4			1
17309	Knitted/crocheted articles n.e.c	6	6				
18	WEARING APPAREL	326	160	165	1		
181 &	Wearing apparel, except fur apparel						
182	Articles of fur	326	160	165	1		
1810 &	Wearing apparel, except fur apparel						
1820	Articles of fur	326	160	165	1		
18101	Clothes of leather & substitutes	14	7	7			
18102	Workwear	6	6				
18103	Outerwear	47	18	28	1		
18104	Other outerwear	34	2	32			
18105	Underwears	55	39	16			
18106	Babies' garments & clothing accessories	87	39	48			
18107	Clothing accessories of leather	74	46	28			
18109 &	Wearing apparel & accessories n.e.c						
18201	Tanned or dressed furskins	9	3	6			
19	LEATHER PRODUCTS	142	108	30	3		1
191	Tanning & dressing of leather	106	78	28			
1911	Tanning & dressing of leather	87	59	28			
19111	Tanning & dressing of leather	64	53	11			
19113	Tanning of sheep, goat leather	11		11			
19114 &	Tanning/dressing of other animal leather						
19115	Leather waste, dust, powder & flour	12	6	6			
1912	Luggage, saddlery & harness	19	19				
19120	Luggage, saddlery & harness	19	19				
192	Footwear	36	30	2	3		1
1920	Footwear	36	30	2	3		1
19201 &	Footwear						
19202 &	Sports footwear						
19204	Parts of footwear	36	30	2	3		1
20	WOOD & WOOD PRODUCTS	62	26	19	12	3	2
201	Sawmilling & planing of wood	5	1	4			
2010	Sawmilling & planing of wood	5	1	4			
20101 &	Sawmilling or chipping of wood						
20102 &	Shaping of wood						
20103	Treating wood with preservatives	5	1	4			

TABLE-1

NUMBER OF REPORTING ESTABLISHMENTS IN CMI 2005-06

INDUSTRY CODE	INDUSTRY MAJOR GROUPS AND INDUSTRIES	PAKISTAN	PUNJAB	SINDH	NWFP	BALUCHISTAN	ISLAMABAD
1	2	3	4	5	6	7	8
202	Products of wood	57	25	15	12	3	2
2021	Plywood, panels & boards	52	22	14	11	3	2
20211	Panels & boards	45	18	14	10	3	
20212	Veneer sheets; plywood; densified wood	7	4		1		2
2023 & 2029	Wooden containers Other products of wood	5	3	1	1		
20231 & 20291 & 20293	Wooden containers Other products of wood Repair of wooden products n.e.c	5	3	1	1		
21	PAPER & PAPER PRODUCTS	133	71	29	27	4	2
210	Paper & paper products	133	71	29	27	4	2
2101	Pulp, paper & paperboard	44	28	10	4	1	1
21012	Paper and paperboard	6	1	2	2		1
21013 & 21014	Tissue / uncoated paper & paperboard Other uncoated paper & paperboard	16	9	4	2	1	
21016 & 21017	Processing of paper & paperboard Waste & scrap of paper & board	22	18	4			
2102	Containers of paper & paperboard	73	37	12	21	2	1
21021 & 21029	Containers of paper & paperboard Containers of paper & board n.e.c	73	37	12	21	2	1
2109	Other articles of paper&paperboard	16	6	7	2	1	
21091	Household & toilet paper products	9	3	4	2		
21092 & 21093	Paper stationery Wallpaper	3	1	2			
21099	Other articles of paper n.e.c	4	2	1		1	
22	PUBLISHING, PRINTING & REPRODUCTION	47	1	37	4	1	4
221	Publishing	16	1	11		1	3
2211 & 2212	Printing & publication of books etc Publishing of newspapers & journals	13	1	9			3
2213 & 2219	Publishing of music Other publishing	3		2		1	
222	Printing	31		26	4		1
2221	Printing	8		4	4		
2222	Service activities of printing	23		22			1
23	COKE & PETROLEUM	31	10	12	2	7	
232	Refined petroleum products	31	10	12	2	7	
23201	Refined petroleum products	19	6	8	1	4	
23202	Petroleum gases	7	4	1	1	1	
23203 & 23205	Other petroleum products Refined petroleum products n.e.c	5		3		2	
24	CHEMICALS & CHEMICAL PRODUCTS	493	213	167	69	28	16
241	Basic chemicals	98	51	23	12	11	1
2411	Basic chemicals	63	38	9	8	8	
24111	Industrial gases	11	8	2		1	
24112	Dyes & pigments	12	5	4	3		
24113	Inorganic acids & compounds	12	8	1	2	1	
24114	Chemical elements	11	6		2	3	
24115	Other basic inorganic chemicals n.e.c	6	4	2			
24116	Other basic organic chemicals	8	5		1	2	
24117	Basic organic chemical products	3	2			1	
2412	Fertilizers & nitrogen compunds	16	9	3	4		
24121 & 24129	Fertilizers & nitrogen compunds Other fertilizers n.e.c.	16	9	3	4		
2413	Plastics & synthetic rubber	19	4	11		3	1
24131	Plastics in primary forms	4		2		1	1
24132	Other plastics in primary forms	8	3	3		2	
24134	Synthetic rubber in primary forms	7	1	6			
242 & 243	Other chemical products Man-made fibres	395	162	144	57	17	15
2421	Pesticides & agrochemical products	14	5	9			
24210	Pesticides & agrochemical products	14	5	9			
2422	Paints, varnishes, printing ink	27	16	9	1	1	
24221	Paints & varnishes of polymers	20	10	8	1	1	
24222	Other paints & varnishes etc	7	6	1			
2423	Pharmaceuticals	228	93	78	38	6	13
24231	Basic pharmaceuticals	6	4	2			
24233	Pharmaceutical preparations	186	62	69	36	6	13
24234 & 24235	Other pharmaceutical preparations Surgical instruments	12	4	6	2		

TABLE-1

NUMBER OF REPORTING ESTABLISHMENTS IN CMI 2005-06

INDUSTRY CODE	INDUSTRY MAJOR GROUPS AND INDUSTRIES	PAKISTAN	PUNJAB	SINDH	NWFP	BALUCHISTAN	ISLAMABAD
1	2	3	4	5	6	7	8
24239	Other pharmaceutical products n.e.c	24	23	1			
2424	Soaps & detergents	93	37	38	12	4	2
24243	Soaps & detergents	69	34	24	5	4	2
24244 &	Odiferous preparations and waxes						
24245 &	Agarbatti etc						
24246	Perfumes & toilet preparations	24	3	14	7		
2429 &	Other chemaical products						
2430	Man-made fibres	33	11	10	6	6	
24291 &	Explosives						
24292	Glues and gelatines	11	6	2	3		
24293 &	Essential oils						
24296	Other chemical products	5	2	3			
24297 &	Misc. other chemical products n.e.c						
24301	Synthetic fibre	17	3	5	3	6	
25	RUBBER & PLASTICS PRODUCTS	170	71	51	32	15	1
251	Rubber products	28	21	5	2		
2511	Rubber tyres & tubes; retreading	14	8	4	2		
25111 &	Rubber tyres & tubes						
25112	Retreading pneumatic rubber tyres	14	8	4	2		
2519	Other rubber products	14	13	1			
25191	Other rubber products	9	9				
25192 &	Vulcanised & hard rubber articles						
25199	Other rubber products n.e.c	5	4	1			
252	Plastics products	142	50	46	30	15	1
2520	Plastics products	142	50	46	30	15	1
25201	Plastic plates, sheets & tubes	42	12	14	11	4	1
25202	Packaging products of plastics	53	25	17	8	3	
25203	Builders' ware plastics	9	3	1	4	1	
25204	Other plastic products	38	10	14	7	7	
26	OTHER NON-METALLIC MINERAL PRODUCTS	482	147	46	238	8	43
261	Glass & glass products	34	15	11	6	2	
2610	Glass & glass products	34	15	11	6	2	
26101	Flat glass	5	1		3	1	
26102	Shaping & processing of flat glass	6	5	1			
26103	Hollow glass	10	4	3	2	1	
26104 &	Glass fibres						
26105	Other glass, processed	7	2	4	1		
26106	Other glassware including bangles	6	3	3			
269	Non-metallic mineral products n.e.c.	448	132	35	232	6	43
2691	Non-refractory ceramic ware	97	94		2	1	
26911	Ceramic household & ornaments	57	56			1	
26912	Sanitary ceramic fixtures	36	34		2		
26913	Ceramic insulators	4	4				
2692	Refractory ceramic products	6	5	1			
26920	Refractory ceramic products	6	5	1			
2693	Structural clay & ceramic products	155	1	4	125		25
26931	Ceramic tiles & flags	4	1	3			
26932	Construction products in baked clay	151		1	125		25
2694	Cement, lime & plaster	30	9	11	7	2	1
26941	Cement	30	9	11	7	2	1
2695	Articles of concrete, cement & plaster	24	7	8	9		
26951 &	Concrete products for construction						
26955	Articles of fibre cement	24	7	8	9		
2696	Cutting, shaping & finishing of stone	132	13	10	89	3	17
26960	Ornamental & building stone articles	132	13	10	89	3	17
2699	Other non-metallic mineral products	4	3	1			
26991 &	Abrasive products						
26992	Non-metallic mineral products n.e.c	4	3	1			
27	BASIC METALS	291	207	55	12	11	6
271	Basic iron & steel	245	182	44	8	5	6
2711	Basic iron & steel	76	42	25	4	2	3
27111 &	Products of iron & steel						
27112	Ferro alloys	8		8			
27113	Ingots, billets	43	40		1	1	1
27114 &	Stainless steel products						
27118 &	Hot-rolled rod & bars						
27119	Heavy sections of steel	25	2	17	3	1	2
2712	Tubes and tube fittings	51	37	10	1	2	1
27121	Tubes & tube fittings of cast iron	13	9	3			1
27122	Steel tubes & fittings	38	28	7	1	2	
2713	Other first processed iron & steel	118	103	9	3	1	2

TABLE-1

NUMBER OF REPORTING ESTABLISHMENTS IN CMI 2005-06

INDUSTRY CODE	INDUSTRY MAJOR GROUPS AND INDUSTRIES	PAKISTAN	PUNJAB	SINDH	NWFP	BALUCHISTAN	ISLAMABAD
1	2	3	4	5	6	7	8
27131 &	Cold-drawn products						
27132	Cold-rolled narrow strip	47	33	8	3	1	2
27133	Cold-formed / folded products of iron	68	68				
27134	Wires	3	2	1			
272	Basic precious & non-ferrous metals	41	21	11	4	5	
2721 &	Basic precious metal						
2722	Aluminium & its products	25	10	10	4	1	
27211 &	Silver						
27221 &	Aluminium, unwrought; alumina						
27222	Semi-finished products of aluminium	22	10	8	3	1	
27229	Other aluminium products	3		2	1		
2723	Lead, zinc, tin & products	3	1			2	
27232	Lead, zinc, tin & their alloys	3	1			2	
2724	Copper products	13	10	1		2	
27241 &	Copper, copper mattes						
27242	Semi-finished products of copper	13	10	1		2	
273	Casting of metals	5	4			1	
2731	Casting of iron & steel	5	4			1	
27311 &	Casting of iron						
27312	Casting of steel	5	4			1	
28	FABRICATED METAL PRODUCTS	144	90	42	9	2	1
281	Structural metal products	27	10	14	3		
2811	Structural metal products	12	2	7	3		
28111	Metal structures & parts	8	2	6			
28112 &	Repairs of metal structures						
28113 &	Builders' carpentry & joinery of metal						
28119	Other structural metal products	4		1	3		
2812	Tanks & containers	15	8	7			
28121	Tanks & containers	11	5	6			
28122	Radiators & boilers	4	3	1			
289	Other fabricated metal products	117	80	28	6	2	1
2892 &	Treating & coating of metals						
2893	Cutlery & general hardware	19	13	5	1		
28931 &	Cutlerys						
28932	Hand tools	15	13	2			
28923 &	Mechanical engineering services						
28933 &	Locks & hinges						
28939	General hardware	4		3	1		
2899	Other fabricated metal products n.e.c	98	67	23	5	2	1
28991	Steel drums & containers	9	2	5	1		1
28992	Light containeres of metals	8	4	4			
28993	Wire products	29	13	13	1	2	
28994	Fasteners,chains, springs etc	6	6				
28995 &	Swords, cutlasses & similar arms						
28996	Other fabricated metal products	43	42	1			
28997	IMR of other metal products n.e.c	3			3		
29	MACHINERY & EQUIPMENT N.E.C.	372	309	43	13	4	3
291	General-purpose machinery	68	47	16	2	3	
2911	Engines & turbines	5	5				
29111 &	Engines						
29112 &	Turbines						
29113	Parts of turbines	5	5				
2912	Pumps, compressors, taps & valves	22	18	2	1	1	
29121	Hydraulic/pneumatic power engine/motors	4	4				
29122	Pumps for liquids	8	8				
29123 &	Air or vacuum pumps						
29124 &	Taps, cocks & valves etc						
29125	IMR of pumps, taps & valves	10	6	2	1	1	
2913	Driving elements	6		5		1	
29131 &	Driving elements						
29132	Parts of driving elements	6		5		1	
2914	Ovens, furnaces & furnace burners	3	1	2			
29141	Ovens, furnaces & furnace burners	3	1	2			
2915 &	Lifting & handling equipment						
2919	Other general-purpose machinery	32	23	7	1	1	
29151 &	Lifting & handling equipment & Parts						
29191	Cooling & ventilation equipment	10	7	3			
29192	Gas generators & filtering apparatus	5	4			1	
29193 &	Packing, weighing & spraying machinery						
29195	Machinery for temperature treatment	6	4	2			
29196	Parts of other general purpose machine	8	7	1			

TABLE-1

NUMBER OF REPORTING ESTABLISHMENTS IN CMI 2005-06

INDUSTRY CODE	INDUSTRY MAJOR GROUPS AND INDUSTRIES	PAKISTAN	PUNJAB	SINDH	NWFP	BALUCHISTAN	ISLAMABAD
1	2	3	4	5	6	7	8
29197 &	Dish washing machines						
29198 &	IMR of gen. purpose machinery						
29199	Other general purpose machinery	3	1	1	1		
292	Special-purpose machinery	142	109	20	9	1	3
2921	Agricultural & forestry machinery	90	74	14		1	1
29211	Agricultural tractors	9	2	6		1	
29212	Agricultural & forestry machinery	17	14	3			
29214	Harvesting machinery	27	27				
29215 &	Spraying machinery for agriculture						
29216	Self-loading/unloading agri. trailers	4	2	2			
29217 &	Other agricultural or forestry machines						
29218	IMR of agricultural machinery	33	29	3			1
2922	Manufacture of machine tools	7	4	3			
29221	Portable hand-held power tools	4	2	2			1
29222 &	Machine tools for working metals etc						
29224 &	Other machine tools for working metals						
29226	Welding tools & hot spraying machines	3	2	1			
2923 &	Machinery for metallurgy						
2924	Mining & quarrying machinery	5	2	1	2		
29231 &	Machinery for metallurgy & parts						
29244 &	Foundry moulds forming machinery						
29246 &	Machinery parts for mining, quarrying						
29247	IMR of construction machinery	5	2	1	2		
2925	Machinery for food & tobacco processing	12	12				
29251	Machinery for food & tobacco processing	12	12				
2926	Textile & leather production machinery	13	11	2			
29261	Spinning, weaving & knitting machinery	3	3				
29262	Other machinery for textile production	3	3				
29264	Parts of machinery for textile	3	3				
29265	Household sewing machines	4	2	2			
2927	Weapons & ammunition	10	2		6		2
29271	Weapons & ammunition & parts	10	2		6		2
2929	Other special-purpose machinery	5	4		1		
29292 &	Printing & book-binding machinery						
29293 &	Misc. special purpose machinery						
29294 &	IMR of special purpose machinery n.e.c						
29299	Special-purpose machinery n.e.c	5	4		1		
293	Domestic appliances n.e.c.	162	153	7	2		
2930	Electric domestic appliances	162	153	7	2		
29301	Electric domestic appliances	125	122	3			
29302	Other electrical domestic appliances	8	6	2			
29303	Parts of electric domestic appliances	19	19				
29304 &	IMR of professional electric appliances						
29305	Non-electric domestic appliances	6	5		1		
29306 &	Parts of non-electric domestic appliance						
29307	IMR of Industrial machinery	4	1	2	1		
31	ELECTRICAL MACHINERY & APPARATUS N.E.C	67	40	17	7	1	2
311	DC motors, generators & transformers	19	15	3	1		
3110	DC motors, generators & transformers	19	15	3	1		
31102 &	Universal AC/DC motors & AC generators						
31103	Electric generating sets & converters	5	4	1			
31104 &	Electrical transformers						
31106	Parts of motors, gener. & transformers	5	4		1		
31107 &	IMR of motors, gener. & transformers						
31109	Elec. motors, gener. & transformers nec	9	7	2			
312	Electricity distri. & control apparatus	12	10	2			
3120	Electricity distri. & control apparatus	12	10	2			
31201 &	Control apparatus for > = 1000 V						
31202	Control apparatus for < or = 1000 V	4	2	2			
31203 &	Electrical boards						
31204	Parts of electricity control apparatus	8	8				
313	Insulated wire & cables	7	1	1	2	1	2
3130	Insulated wire & cables	7	1	1	2	1	2
31301	Insulated wire and cable	7	1	1	2	1	2
314	Aaccumulators, cells & batteries	10	2	7	1		
3140	Aaccumulators, cells & batteries	10	2	7	1		
31401	Primary cells & batteries & parts	10	2	7	1		
315	Electric lamps & lighting equipment	9	4	2	3		
3150	Electric lamps & lighting equipment	9	4	2	3		
31501	Electric lamps	4	1	1	2		
31502 &	Lamps lighting fittings						
31503	Other lamps & lighting fittings	5	3	1	1		
319	Other electrical equipment n.e.c.	10	8	2			
3190	Other electrical equipment n.e.c	10	8	2			

TABLE-1

NUMBER OF REPORTING ESTABLISHMENTS IN CMI 2005-06

INDUSTRY CODE	INDUSTRY MAJOR GROUPS AND INDUSTRIES	PAKISTAN	PUNJAB	SINDH	NWFP	BALUCHISTAN	ISLAMABAD
1	2	3	4	5	6	7	8
31901 & 31903	Ignition of other wiring sets Other electrical equipment & parts	10	8	2			
32	RADIO, TV & COMMUNICATION EQUIPMENT	14	4	4	2	2	2
321	Electronic valves & tubes etc.	4	3	1			
322	TV, radio & telegraphy apparatus	5	1	1	2		1
323	Sound/video apparatus of TV & radio	5		2		2	1
33	MEDICAL & OPTICAL INSTRUMENTS	95	89	6			
331	Medical & measuring instruments	91	87	4			
3311	Medical/surgical/orthopaedic equipment	81	81				
3312	Measuring instruments & appliances	10	6	4			
332 & 333	Optical & photographic equipment Watches & clocks	4	2	2			
34	MOTOR VEHICLES & TRAILERS	139	58	69		12	
341	Motor vehicles	11	4	6		1	
3410	Motor vehicles	11	4	6		1	
34102	Passenger cars, jeep etc	3		2		1	
34103 & 34104	Motor vehicles for > or = 10 persons Motor vehicles for transport of goods	6	4	2			
342	Bodies for motor vehicles & trailers	5	3	2			
3420	Bodies for motor vehicles & trailers	5	3	2			
34201 & 34202 & 34204	Bodies for motor vehicles Bodies for trailer & semi-trailers Reconditioning of motor vehicles	5	3	2			
343	Parts & accessories for motor vehicles	123	51	61		11	
3430	Parts & accessories for motor vehicles	123	51	61		11	
34301	Parts of engines	9		9			
34302	Other parts for motor vehicles	86	51	24		11	
34303 & 34304	Safety seat belts, airbags etc Assembly of motor vehicles parts n.e.c	18		18			
34305	MR of motor vehicles	10		10			
35	OTHER TRANSPORT EQUIPMENT	47	33	11	1	2	
351 & 352 & 353	Building & repair of ships & boats Railway locomotives & rolling stock Aircraft & spacecraft	3		2	1		
3511 & 3520 & 3530	Building & repair of ships Railway locomotives & rolling stock Aircraft and spacecraft	3		2	1		
35112 & 35201 & 35309	Building & repair of transport Rail locomotives & locomotive tenders Other parts of aircraft and spacecraft	3		2	1		
359	Transports equipment n.e.c	44	33	9		2	
3591	Motorcycles	34	24	8		2	
35911	Motorcycles, scooters & three wheelers	17	8	7		2	
35919	Other motor-cycle & parts	17	16	1			
3592	Bicycles & invalid carriages	10	9	1			
35922	Parts & accessories of bicycles etc	7	6	1			
35929	Other cycles including tricycles	3	3				
36	FURNITURE	130	64	17	41	4	4
361	Furniture	38	6	3	22	3	4
3610	Furniture	38	6	3	22	3	4
36101	Furniture & fixtures made of wood etc	27	1	1	18	3	4
36102 & 36103	Furniture & fixtures primarily of metal Furniture & fixtures of plastics	7	5	1	1		
36104	Coir foam mattresses & pillows etc	4		1	3		
369	Manufacturing n.e.c	92	58	14	19	1	
3691 & 3692	Jewellery & related articles Musical instruments	4	3	1			
36912 & 36921	Jewellery & related articles Musical instruments & parts	4	3	1			
3693 & 3694	Sports goods Games & toys	52	49	1	1	1	
36931 & 36939 & 36941	Sports goods Other sports & athletic goods n.e.c Dolls & toys	52	49	1	1	1	
3699	Other manufacturing n.e.c	36	6	12	18		
36992	Brooms & brushes	3		3			
36994	Writing implements	8	4	4			
36995	Umbrellas, walking-sticks & buttons	3		3			
36998	Lighters, matches & liquids gas fuels	22	2	2	18		
37	RECYCLING	30				30	
37102	Shipbreaking services	30				30	

Industry Code	Industry Major Groups & Industries	No. of reporting establishments	Value of fixed assets at the end of the year	Additions / alterations made during the year	Changes in stocks	Average daily persons engaged (No.)	Employment cost	Industrial cost
1	2	3	4	5	6	7	8	9
D	ALL INDUSTRIES	6417	1147317723	197286732	122068988	941283	132412534	1825905572
15	FOOD PRODUCTS & BEVERAGES	1860	144177216	19858354	25649207	135844	16201283	422523550
151	Meat, fruit, vegetables, oils & fats	686	17685612	1190817	7992065	26425	2870298	167413145
1511	Meat & meat products	3	137935	90141	455602	186	12948	186348
15112 &	Processing of wool, hides & skins							
15115	Poultry and other slaughtering	3	137935	90141	455602	186	12948	186348
1512	Fish & fish products	8	140072	9093	3189	468	33322	1213041
15121 &	Fish & fish products							
15123 &	Fish meal, inedible							
15124	Fish & fish products n.e.c	8	140072	9093	3189	468	33322	1213041
1513	Fruits, vegetables & edible nuts	24	1950759	355196	597507	3503	457860	4305940
15131 &	Processing of potatoes							
15132	Cooking of potatoes & products	3	41574	3113	36508	119	10459	89023
15133	Fruit and vegetable juices	12	1502030	343313	556581	2961	411023	3965103
15135 &	Processing of fruits, vegetables & nuts							
15136	Processing of vegetable residues	9	407155	8770	4418	423	36378	251814
1514	Vegetable & animal oils & fats	651	15456846	736387	6935767	22268	2366168	161707816
15141	Animal & vegetable, oils & fats, crude	6	60195	26075	-192	278	11486	494829
15142	Cotton ginning	540	10438660	537939	2268010	13689	1355167	101693964
15143	Oil cake and other solid residues	10	79470	14009	172242	213	15783	1288849
15144	Refined oils & fats	92	4409940	88962	3032887	7706	897951	54683372
15145 &	Vegetable waxes							
15149	Animal & vegetable oils & fats, n.e.c	3	468581	69402	1462820	382	85781	3546802
152	Dairy products	47	17275726	4061913	1025953	15958	3394274	31587535
1520	Dairy products	47	17275726	4061913	1025953	15958	3394274	31587535
15201	Processed liquid milk & cream	9	2052050	707270	116423	2336	342970	8391870
15202	Milk & cream in solid forms	9	8050054	1560859	222042	5557	1311738	8053582
15203 &	Butter & ghee							
15204	Cheese & curd	5	190608	76659	228277	312	18343	1042544
15205	Other dairy products	7	6276273	1652986	402364	6017	1605864	13185422
15206	Ice cream & other edible ice	17	706741	64139	56847	1736	115359	914117
153	Grain mill products & animal feed	901	21004642	1531447	3352149	23941	2234845	100374059
1531	Grain mill products	858	15162413	1035536	2058515	19399	1355448	80236276
15311	Rice Husking	315	2081600	68918	578866	8056	275700	7361967
15312 &	Cereal & vegetable flour milling							
15313	Cereal grain products	524	12676871	950929	1338488	10952	1015355	71341255
15314 &	Rice milling							
15319	Other grain milling n.e.c	19	403942	15689	141161	391	64393	1533054
1532	Starches & starch products	10	3937958	190551	218071	2388	643467	6011633
15322	Starches & starch products	10	3937958	190551	218071	2388	643467	6011633
1533	Animal feeds	33	1904271	305360	1075563	2154	235930	14126150
15331 &	Animal feeds							
15332	Lucerne (alfalfa) meal & pellets	33	1904271	305360	1075563	2154	235930	14126150
154	Other food products	190	82999162	11978466	11759893	61036	6670698	108016211
1541	Bakery products	64	4989961	1406029	163469	4179	630873	6897491
15411	Bread, fresh pastry & cake	22	311171	4326	-1412	777	44950	411890
15412	Rusks, biscuits	38	3730726	1363882	148618	2734	498422	5524036
15419	Other bakery products n.e.c	4	948064	37821	16263	668	87501	961565
1542	Sugar	72	73773285	9878286	10531337	49121	4230096	75681623
15421	Sugar	72	73773285	9878286	10531337	49121	4230096	75681623
1543	Cocoa, chocolate & sugar confectionery	30	2255750	283234	318663	2917	377350	3759344
15432 &	Chocolate & sugar confectionery							
15439	Chocolate & sugar confectionery n.e.c	33	1904271	305360	1075563	2154	235930	14126150
1549	Other farinaceous products n.e.c.	24	1980166	410917	746424	4819	1432379	21677753
15491	Processing & blending of tea	11	1534061	328025	-192532	1306	801576	11656358
15493	Preparing homogenised & dietetic food	3	18164	2047	916738	2766	310110	7495757
15494	Condiments & seasonings	5	367979	75654	19877	594	308222	2424190
15495 &	Vegetable saps & extracts							
15499	Other food products n.e.c.	5	59962	5191	2341	153	12471	101448
155	Beverages	36	5212074	1095711	1519147	8484	1031168	15132600
1551 &	Spirits; ethyl alcohol							
1553 &	Malt liquors & malt							
1554	Soft drinks; mineral water	36	5212074	1095711	1519147	8484	1031168	15132600
15510 &	Spirits; ethyl alcohol							
15532 &	Malt, whether or not roasted							
15541	Aerated drinks; mineral waters	13	458902	158882	470914	1261	135863	867881
15542 &	Soft drinks							
15549	Other non-alcoholic beverages	23	4753172	936829	1048233	7223	895305	14264719
16	TOBACCO PRODUCTS	13	9388375	1207928	653357	4385	1710936	6054798
17	MANUFACTURE OF TEXTILES	1329	427490472	66345824	33321573	438657	49207494	497290450
171	Textile spinning, weaving & finishing	1081	399691382	60359147	29568578	393942	44786468	437479995

TABLE-2.0

SUMMARY STATISTICS

PAKISTAN
2005-06
Value in '000' Rs

Value of production	Census value added at producer prices	Census value added at factor cost	Contribution to GDP at market prices	Contribution to GDP at producer prices	Contribution to GDP at basic prices	Contribution to GDP at factor cost	Industry Code
10	11	12	13	14	15	16	1
2929319774	1103414202	1023559039	1013014233	912146874	843762421	832291711	D
614949436.4	192425886.4	184497937.4	186479439.4	162705385.4	156147620.4	154777436.4	15
237549230	70136085	65573645	69203142	65546479	61760458	60984039	151
913511	727163	724791	736026	700186	700186	697814	1511
913511	727163	724791	736026	700186	700186	697814	15112
1447501	234460	233355	129091	122450	122430	121345	15115
1447501	234460	233355	129091	122450	122430	121345	1512
7334601	3028661	2807725	2724115	2082500	2055870	1861564	15121
123816	34793	34481	32489	25154	25154	24842	15123
6797912	2832809	2615039	2570685	1940709	1916761	1722939	15123
412873	161059	158205	120941	116637	113955	113783	15124
227853617	66145801	61807774	65613910	62641343	58881972	58303316	1513
596424	101595	100116	109040	95336	94744	93857	1513
130680246	28986282	28049511	27874231	27670970	26913772	26734199	15131
1649602	360753	352495	343627	340725	335580	332467	15132
89238368	34554996	31169970	35264615	32533538	29537102	29148512	15133
5688977	2142175	2135682	2022397	2000774	2000774	1994281	15135
57674708	26087173	25482379	19863930	18474066	17909548	17869272	15136
57674708	26087173	25482379	19863930	18474066	17909548	17869272	1514
14335701	5943831	5923981	5805614	5790710	5770982	5770860	15141
14869834	6816252	6814708	4652781	4265747	4264747	4264203	15142
3055972	2013428	1462508	2211947	1989731	1474752	1438811	15144
23523601	10338179	10335798	6401333	5808940	5806579	5806559	15145
1889600	975483	945384	792255	618938	592488	588839	15149
126572893	26198834	25730597	23683301	23219910	22920338	22751673	152
92507144	12270868	12137173	10858327	10832811	10788155	10699116	1520
9088517	1726550	1702339	1331430	1331430	1319547	1307219	15201
81400449	10059194	9950569	9111480	9086195	9053570	8977570	15202
2018178	485124	484265	415417	415186	415038	414327	15203
14565709	8554076	8334449	8059561	7634831	7487331	7415204	15204
14565709	8554076	8334449	8059561	7634831	7487331	7415204	15205
19500040	5373890	5258975	4765413	4752268	4644852	4637353	15206
19500040	5373890	5258975	4765413	4752268	4644852	4637353	153
164370230.4	56354019.4	56266703.4	60301702.4	45028713.4	45291989.4	44941397.4	1531
11065973	4168482	4155637	3542491	2619963	2618114	2607118	15312
617665	205775	203762	169341	158247	156826	156234	15313
8879428	3355392	3345239	3059448	2159130	2158722	2148977	15314
1568880	607315	606636	313702	302586	302566	301907	15315
115264574.4	39582951.4	39695906.4	46117747.4	35012319.4	35361634.4	35125274.4	15316
115264574.4	39582951.4	39695906.4	46117747.4	35012319.4	35361634.4	35125274.4	15317
5388964	1629620	1603326	1445657	1165321	1142235	1139027	15318
19500040	5373890	5258975	4765413	4752268	4644852	4637353	15319
32650719	10972966	10811834	9195807	6231110	6170006	6069978	15320
17310885	5654527	5520757	5549072	3158778	3094471	3025008	15321
9962293	2466536	2466427	1941687	1859201	1859112	1859092	15322
5226006	2801816	2775026	1665994	1176704	1179502	1149914	15323
151535	50087	49624	39054	36427	36921	35964	15324
28782375	13649775	11444613	13427364	10436217	8265287	8231055	15325
28782375	13649775	11444613	13427364	10436217	8265287	8231055	15326
1807512	939631	695228	946831	755444	528950	511041	15327
26974863	12710144	10749385	12480533	9680773	7736337	7720014	15328
52401610	46346812	22618022	49973403	42337547	18696781	18608757	15329
766980442	269689992	268882328	227186056	223681791	223872660	222874127	15330
677632352	240152357	239285665	203146956	200233940	200252258	199367248	15331

TABLE-2.0

Industry Code	Industry Major Groups & Industries	No. of reporting establishments	Value of fixed assets at the end of the year	Additions / alterations made during the year	Changes in stocks	Average daily persons engaged (No.)	Employment cost	Industrial cost
1	2	3	4	5	6	7	8	9
1711	Spinning of textiles	504	269398917	39931217	15704971	253338	23941400	250559107
17111	Spinning of natural textile fibres	68	1207216	43149	337734	4197	460908	14979358
17112	Spinning of man-made staple fibres	11	20934972	1551399	-1968843	9386	1313335	21643989
17113	Textile yarn & thread of natural fibres	313	191063750	30025589	12260984	182185	15334970	166291351
17114	Text. yarn & thread of MM staple fibres	101	55039682	8231495	4980084	56331	6725441	46172379
17115	Processing of textile waste	11	1153297	79585	95012	1239	106746	1472030
1712	Textile fabrics	266	100648697	14134756	11937555	95494	14980186	130177681
17121	Fabrics other than cotton	47	4987778	472885	1042750	5546	518561	10142268
17122	Cotton fabrics	130	75632110	10823678	6698669	68272	7487888	85906080
17123	Fabrics of man-made filaments	29	15655815	2705582	3205302	13299	6058814	20481781
17124	Pile fabrics, terry towelling etc	56	4360923	132611	990854	8268	910390	13610584
17125	Weaving of fabrics on khadi / handloom	4	12071		-20	109	4533	36968
1713	Finishing of textiles	311	29643768	6293174	1926052	45110	5864882	56743207
17131	Finishing of textile fibres & yarn	129	9351748	2842942	864852	14275	2724919	22886117
17132	Bleaching & dyeing of fabrics	145	11484895	2292127	992455	14856	1759051	19817411
17133	Printing services of fabrics	21	329258	18873	-35134	1423	106848	1642176
17134	Finishing of textiles (khadi/handloom)	12	61112	17454	-8238	449	40145	475026
17139	Other textile finishing n.e.c.	4	8416755	1121778	112117	14107	1233919	11922477
172	Other textiles	140	19956288	4649199	2874847	22939	2198399	37327104
1721	Made-up textile articles, not apparel	73	16263561	4299974	2446148	17582	1620943	31142370
17211	Made-up textile articles for household	26	6586961	2622809	2126345	5825	750670	14535717
17212	Other made-up textile articles	47	9676600	1677165	319803	11757	870273	16606653
1722	Carpets & rugs	20	905028	17309	422750	1377	1192042	1192623
17221	Carpets & rugs (other than by hand)	13	540891	5349	155691	823	79866	787484
17222	Carpets & rugs (hand made)	7	364137	11960	267059	554	49176	405139
1723	Cordage, rope, twine & netting	17	531499	115238	13210	2066	174492	620739
17231	Cordage, rope, twine & netting	3	97421	6176	-6172	1008	82467	329411
17234	Embroidery & zari work by hand	14	434078	109062	19382	1058	92025	291328
1729	Other textiles n.e.c.	30	2256200	216678	-7261	1914	273922	4371372
17291	Narrow woven fabrics & embroidery	14	255213	32261	-12955	716	77088	718031
17293	Other made up textiles							
17299	Other textiles n.e.c.	16	2000987	184417	5694	1198	196834	3653341
173	Knitted & crocheted fabrics & articles	108	7842802	1337478	878148	21776	2222627	22483351
1730	Knitted & crocheted fabrics	108	7842802	1337478	878148	21776	2222627	22483351
17301	Knitted & crocheted fabrics	28	2709243	286400	412292	6306	714699	10364015
17302	Knitted/crocheted cotton text: articles	10	496247	123488	62704	1393	156719	804851
17303	Knitted/crocheted woollen text: articles	48	2010776	240254	244177	8060	815448	8516602
17304	Knitted/crocheted synthetic articles	16	2314261	614031	106436	5278	469778	2417919
17309	Knitted/crocheted articles n.e.c	6	312275	73305	52539	739	65983	379964
18	WEARING APPAREL	326	26268323	2043197	7157811	62388	7146371	55379139
181 &	Wearing apparel, except fur apparel							
182	Articles of fur	326	26268323	2043197	7157811	62388	7146371	55379139
1810 &	Wearing apparel, except fur apparel							
1820	Articles of fur	326	26268323	2043197	7157811	62388	7146371	55379139
18101	Clothes of leather & substitutes	14	5244128	81308	964787	5557	705464	3397744
18102	Workwear	6	108844	8881	23861	522	41063	408805
18103	Outerwear	47	2014484	284666	704338	6313	992476	7491551
18104	Other outerwear	34	2585830	747745	-6231	8259	1092849	7501811
18105	Underwears	55	1497476	162358	378205	6476	662772	3341444
18106	Babies' garments & clothing accessories	87	6478035	998425	2493612	10003	1007474	11577304
18107	Clothing accessories of leather	74	8161450	-250718	2588930	24819	2616416	20985679
18109 &	Wearing apparel & accessories n.e.c							
18201	Tanned or dressed furskins	9	178076	10532	10309	439	27857	674801
19	LEATHER PRODUCTS	142	4758222	369636	1248041	17033	2190768	16926426
191	Tanning & dressing of leather	106	2756918	191974	715493	7548	840657	12638586
1911	Tanning & dressing of leather	87	2293876	90745	101059	5859	693985	10610767
19111	Tanning & dressing of leather	64	1835303	59118	-54744	3482	409301	7741003
19113	Tanning of sheep, goat leather	11	196852	15739	132022	1307	165775	2163138
19114 &	Tanning/dressing of other animal leathe							
19115	Leather waste, dust, powder & flour	12	261721	15888	23781	1070	118909	706626
1912	Luggage, saddlery & harness	19	463042	101229	614434	1689	146672	2027819
19120	Luggage, saddlery & harness	19	463042	101229	614434	1689	146672	2027819
192	Footwear	36	2001304	177662	532548	9485	1350111	4287840
1920	Footwear	36	2001304	177662	532548	9485	1350111	4287840
19201 &	Footwear							
19202 &	Sports footwear							
19204	Parts of footwear	36	2001304	177662	532548	9485	1350111	4287840
20	WOOD & WOOD PRODUCTS	62	7495430	291140	504597	4013	281233	5870268
201	Sawmilling & planing of wood	5	295224	2226	62312	392	18527	344331
2010	Sawmilling & planing of wood	5	295224	2226	62312	392	18527	344331

TABLE-2.0

11
SUMMARY STATISTICS

PAKISTAN
2005-06
Value in '000' Rs

Value of production	Census value added at producer prices	Census value added at factor cost	Contribution to GDP at market prices	Contribution to GDP at producer prices	Contribution to GDP at basic prices	Contribution to GDP at factor cost	Industry Code
10	11	12	13	14	15	16	1
37968978	129130471	128569422	114310062	113503461	113490103	112942412	1711
18315678	3336320	3240937	2878330	2814704	2773282	2719321	17111
27151126	5507137	5491328	4944604	4913442	4909505	4897633	17112
262942798	96651447	96265758	86370716	85796773	85732744	85411084	17113
69341014	23168635	23106730	19769984	19641014	19737435	19579109	17114
1938962	466932	464669	346428	337528	337137	335265	17115
218706239	88528558	88228633	72555491	71466405	71364033	71166480	1712
14247417	4105149	4022180	3863386	3409743	3327715	3326774	17121
155044360	69138280	69228212	56342897	55964520	56171706	56054452	17122
29805745	9323964	9071488	7550728	7475735	7285464	7223259	17123
19563966	5953382	5890702	4791733	4610079	4564508	4547399	17124
44751	7783	16051	6747	6328	14640	14596	17125
79236535	22493328	22487610	16281403	15264074	15398122	15258356	1713
30740835	7854718	7889175	7178125	6281302	6441263	6315759	17131
27988845	8171434	8120732	6215465	6108320	6067747	6057618	17132
2698655	1056479	1026192	872017	870740	841515	840453	17133
722866	247840	290981	210251	200242	243994	243383	17134
17085334	5162857	5160530	1805545	1803470	1803603	1801143	17139
55981484	18654380	18589161	15272530	14865430	14878054	14800211	172
45349445	14207075	14200691	10912641	10772205	10830676	10765821	1721
22177600	7641883	7662019	5882987	5856650	5912923	5876786	17211
23171845	6565192	6538672	5029654	4915555	4917753	4889035	17212
3494444	2301821	2277602	2224025	2209204	2188149	2184985	1722
1104149	316665	307652	264996	250353	244227	241340	17221
2390295	1985156	1969950	1959029	1958851	1943922	1943645	17222
1295729	674990	673471	642035	630203	629883	628684	1723
452417	123006	121421	116809	116669	115740	115084	17231
843312	551984	552050	525226	513534	514143	513600	17234
5841866	1470494	1437397	1493829	1253818	1229346	1220721	1729
984474	266443	254861	230071	223556	212847	211974	17291
							17293
4857392	1204051	1182536	1263758	1030262	1016499	1008747	17299
33366606	10883255	11007502	8766570	8582421	8742348	8706668	173
33366606	10883255	11007502	8766570	8582421	8742348	8706668	1730
15644852	5280837	5304401	4589753	4548929	4587159	4572493	17301
1279920	475069	478890	373153	372948	377303	376769	17302
12054139	3537537	3538313	2539003	2442606	2446510	2443382	17303
3679418	1261499	1347008	984238	961591	1063593	1047100	17304
708277	328313	338890	280423	256347	267783	266924	17309
102595262	47216123	48388912	32329714	31931636	33244519	33104425	18
							181 &
102595262	47216123	48388912	32329714	31931636	33244519	33104425	182
							1810 &
102595262	47216123	48388912	32329714	31931636	33244519	33104425	1820
5400080	2002336	2055840	1685822	1653099	1709122	1706603	18101
544264	135459	135221	71745	71705	71622	71467	18102
12128657	4637106	4879756	3682240	3553896	3810028	3796546	18103
11805733	4303922	4391238	3169618	3080821	3181444	3168137	18104
5741806	2400362	2507420	1656337	1633832	1748199	1740890	18105
32935906	21358602	21515030	12571610	12522981	12746824	12679409	18106
33267382	12281703	12808074	9380081	9305682	9867624	9832053	18107
							18109 &
771434	96633	96333	112261	109620	109656	109320	18201
26741986	9815560	9799368	8144737	7624790	7712416	7608598	19
17556443	4917857	4945906	3574181	3476668	3539021	3504717	191
14658734	4047967	4013062	2870806	2775362	2772852	2740457	1911
10641498	2900495	2866987	2050222	1966974	1961085	1933466	19111
2916715	753577	752980	515252	506528	507937	505931	19113
							19114 &
1100521	393895	393095	305332	301860	303830	301060	19115
2897709	869890	932844	703375	701306	766169	764260	1912
2897709	869890	932844	703375	701306	766169	764260	19120
9185543	4897703	4853462	4570556	4148122	4173395	4103881	192
9185543	4897703	4853462	4570556	4148122	4173395	4103881	1920
							19201 &
							19202 &
9185543	4897703	4853462	4570556	4148122	4173395	4103881	19204
11774905	5904637	5870553	4653515	4543048	4529524	4508964	20
479354	135023	133334	136590	125592	125325	123903	201
479354	135023	133334	136590	125592	125325	123903	2010

Industry Code	Industry Major Groups & Industries	No. of reporting establishments	Value of fixed assets at the end of the year	Additions / alterations made during the year	Changes in stocks	Average daily persons engaged (No.)	Employment cost	Industrial cost
1	2	3	4	5	6	7	8	9
20101 & 20102 &	Sawmilling or chipping of wood							
20103	Shaping of wood							
202	Treating wood with preservatives	5	295224	2226	62312	392	18527	344331
2021	Products of wood	57	7200206	288914	442285	3621	262706	5525937
20211	Plywood, panels & boards	52	7185103	288914	442145	3503	259532	5512003
20211	Panels & boards	45	6887234	275297	425072	3139	240742	5311883
20212	Veneer sheets; plywood; densified wood	7	297869	13617	17073	364	18790	200120
2023 & 2029	Wooden containers							
20231 & 20291 & 20293	Other products of wood	5	15103		140	118	3174	13934
20231 & 20291 & 20293	Wooden containers							
20231 & 20291 & 20293	Other products of wood							
20231 & 20291 & 20293	Repair of wooden products n.e.c.	5	15103		140	118	3174	13934
21	PAPER & PAPER PRODUCTS	133	27024822	1322219	943458	14071	2019022	27546133
210	Paper & paper products	133	27024822	1322219	943458	14071	2019022	27546133
2101	Pulp, paper & paperboard	44	18598050	867860	811557	10337	1728803	18055296
21012	Paper and paperboard	6	8827171	345531	-245466	3767	797173	6591390
21013 & 21014	Tissue / uncoated paper & paperboard							
21014	Other uncoated paper & paperboard	16	232458	17295	15508	604	53681	1115561
21016 & 21017	Processing of paper & paperboard							
21017	Waste & scrap of paper & board	22	9538421	505034	1041515	5966	877949	10348345
2102	Containers of paper & paperboard	73	8195162	417352	107329	3101	224467	8580511
21021 & 21029	Containers of paper & paperboard							
21029	Containers of paper & board n.e.c.	73	8195162	417352	107329	3101	224467	8580511
2109	Other articles of paper&paperboard	16	231610	37007	24572	633	65752	910326
21091	Household & toilet paper products	9	53683	2215	10878	281	20286	251872
21092 & 21093	Paper stationery							
21093	Wallpaper	3	75259	9352	-12399	156	16110	335469
21099	Other articles of paper n.e.c.	4	102668	25440	26093	196	29356	322985
22	PUBLISHING, PRINTING & REPRODUCTION	47	8223312	4249455	75144	4080	826605	5913828
221	Publishing	16	1885075	1133067	30853	748	111633	989776
2211 & 2212	Printing & publication of books etc							
2212	Publishing of newspapers & journals	13	328923	49227	50430	650	84043	619828
2213 & 2219	Publishing of music							
2219	Other publishing	3	1556152	1083840	-19577	98	27590	369948
222	Printing	31	6338237	3116388	44291	3332	714972	4924052
2221	Printing	8	4564349	2615979	-93838	1924	513580	2167738
2222	Service activities of printing	23	1773888	500409	138129	1408	201392	2756314
23	PETROLEUM	30	9864111	1143639	7214861	3969	2415310	215824637
232	Refined petroleum products	30	9864111	1143639	7214861	3969	2415310	215824637
23201	Refined petroleum products	18	8655381	915393	7214645	3370	2223707	214460269
23202	Petroleum gases	7	1077605	218157	2532	386	165321	1214441
23203 & 23205	Other petroleum products							
23205	Refined petroleum products n.e.c.	5	131125	10089	-2316	213	26282	149927
24	CHEMICALS & CHEMICAL PRODUCTS	494	197856536	34826465	13276849	71650	19336514	177626718
241	Basic chemicals	98	122254843	29928407	7236791	14047	6067801	62731524
2411	Basic chemicals	63	18052705	2084003	2170765	6161	1384668	14900517
24111	Industrial gases	11	1850723	86372	23628	716	93831	688927
24112	Dyes & pigments	12	933902	54314	437262	1095	455458	4719905
24113	Inorganic acids & compounds	12	4541720	1116791	248250	1930	235909	2927546
24114	Chemical elements	11	8580321	171254	89382	1366	379508	3100946
24115	Other basic inorganic chemicals n.e.c.	6	262014	182422	94005	336	74522	1045962
24116	Other basic organic chemicals	8	1649405	462478	1166530	331	73298	1120014
24117	Basic organic chemical products	3	234620	10372	111708	387	72142	1297217
2412	Fertilizers & Nitrogen compounds	16	100112253	27100246	5267800	5443	3749314	34586942
24121 & 24129	Fertilizers & Nitrogen compounds							
24129	Other fertilizers n.e.c.	16	100112253	27100246	5267800	5443	3749314	34586942
2413	Plastics & synthetic rubber	19	4089885	744158	-201774	2443	933819	13244065
24131	Plastics in primary forms	4	153298	34525	-191251	442	131356	808578
24132	Other plastics in primary forms	8	3539269	691300	-52250	1439	687428	10234744
24134	Synthetic rubber in primary forms	7	397318	18333	41727	562	115035	2200743
242 & 243	Other chemical products							
243	Man-made fibres	396	75601693	4898058	6040058	57603	13268713	114895194
2421	Pesticides & agrochemical products	14	640400	59844	72380	1696	271662	1664814
24210	Pesticides & agrochemical products	14	640400	59844	72380	1696	271662	1664814
2422	Paints, varnishes, printing ink	27	1285171	271173	668854	1648	514961	7967775
24221	Paints & varnishes of polymers	20	1030823	245273	606313	1085	419877	6977152
24222	Other paints & varnishes etc	7	254348	25900	62541	563	95084	990623
2423	Pharmaceuticals	228	24460335	3149352	1600455	36336	8613934	40798331
24231	Basic pharmaceuticals	6	104356	3339	21952	365	30082	235528
24233	Pharmaceutical preparations	186	20316058	2902731	1264041	32432	8073855	37161276

TABLE-2.0

13
SUMMARY STATISTICSPAKISTAN
2005-06
Value in '000' Rs

Value of production	Census value added at producer prices	Census value added at factor cost	Contribution to GDP at market prices	Contribution to GDP at producer prices	Contribution to GDP at basic prices	Contribution to GDP at factor cost	Industry Code
10	11	12	13	14	15	16	1
							20101 i
							20102 i
479354	135023	133334	136590	125592	125325	123903	20103
11295551	5769614	5737219	4516925	4417456	4404199	4385061	202
11274356	5762353	5729991	4511344	4412366	4399115	4380004	2021
11025211	5713328	5694567	4457795	4370007	4359954	4351246	20211
249145	49025	35424	53549	42359	39161	28758	20212
							2023 &
21195	7261	7228	5581	5090	5084	5057	2029
							20231 i
							20291 i
21195	7261	7228	5581	5090	5084	5057	20293
							21
54955338	27409205	26051997	27480000	24045990	22742178	22688782	210
54955338	27409205	26051997	27480000	24045990	22742178	22688782	2101
40702701	22647405	21381866	22127188	20292266	19064932	19026727	21012
16394944	9803554	8634094	8383840	8210699	7045208	7041239	21013 i
							21014
1701255	585694	593717	598972	558878	569954	566901	21016 i
							21017
22606502	12258157	12154055	13144376	11522689	11449770	11418587	2102
13097522	4517011	4449771	5076166	3559168	3505930	3491928	21021 i
							21029
13097522	4517011	4449771	5076166	3559168	3505930	3491928	2109
1155115	244789	220360	276646	194556	171316	170127	21091
315970	64098	49744	67610	41911	28219	27557	21092 i
							21093
359669	24200	23881	60880	18444	18442	18125	21099
479476	156491	146735	148156	134201	124655	124445	21099
							22
9488480	3574652	3413813	3531899	3060008	2905303	2899169	221
1578445	588669	560744	547811	462499	436044	434574	2211 &
							2212
1009379	389551	362820	296723	289635	263180	262904	2213 &
							2219
569066	199118	197924	251088	172864	172864	171670	222
7910035	2985983	2853069	2984088	2597509	2469259	2464595	2221
3706372	1538634	1453037	1555482	1475856	1391307	1390259	2222
4203663	1447349	1400032	1428606	1121653	1077952	1074336	23
							232
271523424	55698787	48087182	68971521	51795823	44210182	44184218	23201
271523424	55698787	48087182	68971521	51795823	44210182	44184218	23202
268521755	54061486	46473578	67402393	50428541	42859300	42840633	23203 i
2786619	1572178	1559012	1470379	1287720	1276232	1274554	23205
							24
215050	65123	54592	98749	79562	74650	69031	241
							2411
351398361	173771643	164098401	138673462	128019606	121121391	118346364	24111
143029944	80298420	70527896	70496839	65144230	57966840	55373706	24112
29449711	14549194	14144904	12802327	11317969	10967337	10913679	24113
1438086	749159	926273	651720	617839	795297	794953	24114
8250752	3530847	3211521	2705927	2355861	2046473	2036535	24115
7898254	4970708	4870707	4521785	3881397	3787593	3781396	24116
5541669	2440723	2372949	2234894	1891469	1837794	1823695	24117
1397865	351903	336245	375199	265103	263058	249445	24118
3220160	2100146	2043979	1988513	1983336	1928441	1927169	24119
1702925	405708	383230	324289	322964	308681	300486	2412
92827908	58240966	49258443	49608224	47233617	40428353	38251094	24121 i
							24129
92827908	58240966	49258443	49608224	47233617	40428353	38251094	2413
20752325	7508260	7124549	8086288	6592644	6571150	6208933	24131
1707041	898463	867173	939957	722130	700779	690840	24132
16235255	6000511	5648927	6635648	5444408	5444305	5092824	24133
2810029	609286	608449	510683	426106	426066	425269	242 &
							243
208368417	93473223	93570505	68176623	62875376	63154551	62972658	2421
2797644	1132830	1118142	732952	695181	691558	680493	24210
2797644	1132830	1118142	732952	695181	691558	680493	2422
13111351	5143576	5083851	4062684	3375807	3333426	3316082	24221
11662295	4685143	4672140	3668794	3045590	3046776	3032587	24222
1449056	458433	411711	393890	330217	286650	283495	2423
90145972	49347641	48684337	34155425	33310362	32756738	32647058	24231
397943	162415	159848	66351	66288	64545	63721	24231
84127243	46965967	46338530	32486066	31720049	31192257	31092612	24233

TABLE-2.0

Industry Code	Industry Major Groups & Industries	No. of reporting establishments	Value of fixed assets at the end of the year	Additions / alterations made during the year	Changes in stocks	Average daily persons engaged (No.)	Employment cost	Industrial cost
1	2	3	4	5	6	7	8	9
24234 &	Other pharmaceutical preparations							
24235	Surgical instruments	12	453755	64106	-18363	777	117371	1195610
24239	Other pharmaceutical products n.e.c	24	3586166	179176	332825	2762	392626	2205917
2424	Soaps & detergents	94	7516267	849399	533225	9182	1889378	14334012
24243	Soaps & detergents	69	6301722	529301	363428	6022	1030781	8798751
24244 &	Odiferous preparations and waxes							
24245 &	Agarbatti etc							
24246	Perfumes & toilet preparations	25	1214545	320098	169797	3160	858597	5535261
2429 &	Other chemical products							
2430	Man-made fibres	33	41699520	568290	3165144	8741	1978778	50130262
24291	Explosives							
24292	Glues and gelatines	11	677407	67845	43793	1095	133128	850128
24293	Essential oils							
24296	Other chemical products	5	5507	987	691	220	17655	25106
24297 &	Misc. other chemical products n.e.c							
24301	Synthetic fibre	17	41016606	499458	3120660	7426	1827995	49255028
25	RUBBER & PLASTICS PRODUCTS	170	13761709	1967093	5323937	9310	1429736	21589044
251	Rubber products	28	1320587	253733	86190	1832	405952	3324942
2511	Rubber tyres & tubes; retreading	14	1164672	240628	58219	1062	347906	2945350
25111 &	Rubber tyres & tubes							
25112	Retreading pneumatic rubber tyres	14	1164672	240628	58219	1062	347906	2945350
2519	Other rubber products	14	155915	13105	27971	770	58046	379592
25191	Other rubber products	9	136218	11658	26537	511	32852	240767
25192 &	Vulcanised & hard rubber articles							
25199	Other rubber products n.e.c	5	19697	1447	1434	259	25194	138825
252	Plastic products	142	12441122	1713360	5237747	7478	1023784	18264102
2520	Plastic products	142	12441122	1713360	5237747	7478	1023784	18264102
25201	Plastic plates, sheets & tubes	42	2858634	146072	124517	1689	191463	4551301
25202	Packaging products of plastic	53	5363378	1348576	4190070	3808	527761	7672266
25203	Builders' ware plastic	9	444054	25291	86127	386	31197	542034
25204	Other plastic products	38	3775056	193421	837033	1595	273363	5498501
26	OTHER NON-METALLIC MINERAL PRODUCTS	482	163371693	47123458	4223570	40417	6405915	56881488
261	Glass & glass products	34	9926281	3759867	1224824	9170	1192676	6343548
2610	Glass & glass products	34	9926281	3759867	1224824	9170	1192676	6343548
26101	Flat glass	5	2279993	496481	181288	807	90267	581299
26102	Shaping & processing of flat glass	6	686019	38604	362121	1086	103265	849181
26103	Hollow glass	10	6677646	3218548	618835	6372	927218	4501577
26104 &	Glass fibres							
26105	Other glass, processed	7	146210	6199	67205	375	22528	170923
26106	Other glassware including bangles	6	136413	35	-4625	530	49398	240568
269	Non-metallic mineral products n.e.c.	448	153445412	43363591	2998746	31247	5213239	50537940
2691	Non-refractory ceramic ware	97	2329064	37832	57251	2996	803049	1367342
26911	Ceramic household & ornaments	57	348674	2621	32860	1511	123934	376411
26912	Sanitary ceramic fixtures	36	829802	4715	23675	829	53280	430448
26913	Ceramic insulators	4	1150588	30496	716	656	625835	560483
2692	Refractory ceramic products	6	2419465	626756	46395	1522	143052	753889
26920	Refractory ceramic products	6	2419465	626756	46395	1522	143052	753889
2693	Structural clay & ceramic products	155	1792823	-9519	9254	8283	578185	1542009
26931	Ceramic tiles & flags	4	1492522	-15482	26029	1309	253029	1087468
26932	Construction products in baked clay	151	300301	5963	-16775	6974	325156	454541
2694	Cement, lime & plaster	30	144471251	42443973	2671952	14596	3403643	44668474
26941	Cement	30	144471251	42443973	2671952	14596	3403643	44668474
2695	Articles of concrete, cement & plaster	24	1426563	164660	97186	1329	116462	1436096
26951 &	Concrete products for construction							
26955	Articles of fibre cement	24	1426563	164660	97186	1329	116462	1436096
2696	Cutting, shaping & finishing of stone	132	946104	89186	113143	2329	131776	679819
26960	Ornamental & building stone articles	132	946104	89186	113143	2329	131776	679819
2699	Other non-metallic mineral products	4	60142	10703	3565	192	37072	90311
26991 &	Abrasive products							
26992	Non-metallic mineral products n.e.c	4	60142	10703	3565	192	37072	90311
27	BASIC METALS	291	29253093	3525603	5673062	30223	7216403	85804609
271	Basic iron & steel	245	27463450	3084304	5559274	28450	6848384	79485706
2711	Basic iron & steel	76	17727124	1309362	2571591	19972	5802158	40707093
27111 &	Products of iron & steel							
27112	Ferro alloys	8	13682889	1008324	497077	17112	5397076	17010635
27113	Ingots, billets	43	3865555	296852	1994864	2137	318066	17926538
27114 &	Stainless steel products							
27118 &	Hot-rolled rods & bars							
27119	Heavy sections of steel	25	178680	4186	79650	723	87016	5769920
2712	Tubes and tube fittings	51	7206133	1575442	877308	3762	503550	13947781
27121	Tubes & tube fittings of cast iron	13	355971	98881	120712	602	64825	302868

TABLE-2.0

SUMMARY STATISTICS

PAKISTAN

2005-06

Value in '000' Rs

Value of production	Census value added at producer prices	Census value added at factor cost	Contribution to GDP at market prices	Contribution to GDP at producer prices	Contribution to GDP at basic prices	Contribution to GDP at factor cost	Industry Code
10	11	12	13	14	15	16	1
							24234 i
2174997	979387	962891	763639	685927	672485	669431	24235
3445789	1239872	1223068	839369	838098	827451	821294	24239
29033995	14699983	14157684	12246180	8803853	8298464	8261554	2424
16143151	7344400	7223149	6480632	4985619	4895946	4864368	24243
							24244 i
							24245 i
12890844	7355583	6934535	5765548	3818234	3402518	3397186	24246
							2429 &
73279455	23149193	24526491	16979382	16690173	18074365	18067471	2430
							24291
1534113	683985	670352	717054	615062	605855	601429	24292
							24293
56984	31878	31249	25719	25096	25096	24467	24296
							24297
71688358	22433330	23824890	16236609	16050015	17443414	17441575	24301
							25
32188949	10599905	10302611	11462529	8420408	8215815	8123114	251
5644188	2319246	2333023	2442704	1802013	1844195	1815790	2511
5011533	2066183	2038378	2228938	1603134	1600481	1575329	25111 i
							25112
5011533	2066183	2038378	2228938	1603134	1600481	1575329	25119
632655	253063	294645	213766	198879	243714	240461	25191
406184	165417	208909	134748	133903	178738	177395	25192 i
							25199
226471	87646	85736	79018	64976	64976	63066	252
26544761	8280659	7969588	9019825	6618395	6371620	6307324	2520
26544761	8280659	7969588	9019825	6618395	6371620	6307324	25201
7222950	2671649	2493553	2717704	2128534	1958220	1950438	25202
10457731	2785465	2670830	3168997	2254849	2179870	2140214	25203
717098	175064	168671	177692	155581	149231	149188	25204
8146982	2648481	2636534	2955432	2079431	2084299	2067484	26
							261
138074595	81193107	66643788	85988525	73914664	61423354	59365345	2610
12300670	5957122	6044228	5574445	4347486	4482165	4434592	26101
12300670	5957122	6044228	5574445	4347486	4482165	4434592	26102
1029860	448561	595490	348430	310665	457624	457594	26103
1519061	669880	668414	644834	505492	504239	504026	26104 i
8962912	4461335	4419934	4248220	3255149	3255149	3213748	26105
							26106
269934	99011	84615	78228	58343	49515	43947	26109
518903	278335	275775	254733	217837	215638	215277	26110
125773925	75235985	60599560	80414080	69567178	56941189	54930753	269
2477407	1110065	1030429	1010641	920630	931103	840994	2691
731967	355556	360253	335365	310093	320973	314790	26911
632186	201738	199590	154389	141254	140494	139106	26912
1113254	552771	470586	522687	469283	469636	387098	26913
1082614	328725	327650	95392	77751	76945	76676	26919
1082614	328725	327650	95392	77751	76945	76676	26920
4157487	2615478	2446618	2329540	2104547	1937274	1935687	2693
2477454	1389986	1222140	1139084	914443	747801	746597	26931
1680033	1225492	1224478	1190456	1190104	1189473	1189090	26932
111629245	66960771	52604715	73126104	62696403	50211684	48340347	2694
111629245	66960771	52604715	73126104	62696403	50211684	48340347	26941
2352818	916722	866137	743085	719589	685209	669004	2695
							26951 i
2352818	916722	866137	743085	719589	685209	669004	26955
3913243	3233424	3256445	3050240	3000301	3053873	3023322	2696
3913243	3233424	3256445	3050240	3000301	3053873	3023322	26960
161111	70800	67566	59078	47957	45101	44723	2699
							26991 i
161111	70800	67566	59078	47957	45101	44723	26992
							27
130491855	44687246	40512097	45557856	40942008	39512082	36766859	271
120870281	41384575	37239887	42328174	38639071	37236119	34494383	2711
70148588	29441495	25936962	29970486	28580036	27478757	25075503	27111 i
							27112
38369850	21359215	17895829	21486354	20865385	19794758	17401999	27113
22658539	4732001	4699183	4812144	4440844	4410079	4408026	27114 i
							27118 i
9120199	3350279	3341950	3671988	3273807	3273920	3265478	27119
19853176	5905395	5391942	6131166	4886173	4692485	4372720	2712
1423098	1120230	1047558	1188715	1080288	1007804	1007616	27121

Industry Code	Industry Major Groups & Industries	No. of reporting establishments	Value of fixed assets at the end of the year	Additions / altrations made during the year	Changes in stocks	Average daily persons engaged (No.)	Employment cost	Industrial cost
1	2	3	4	5	6	7	8	9
27122	Steel tubes & fittings	38	6850162	1476561	756596	3160	438725	13644913
2713	Other first processed iron & steel	118	2530193	199500	2110375	4716	542676	24830832
27131 &	Cold-drawn products							
27132	Cold-rolled narrow strip	47	1795205	95413	211950	2183	287834	10262018
27133	Cold-formed / folded products of iron	68	505808	96301	1895934	2363	241869	14388286
27134	Wires	3	229180	7786	2491	170	12973	180528
272	Basic precious & non-ferrous metals	41	1412067	425351	85536	1594	320537	5713164
2721 &	Basic precious metals							
2722	Aluminium & its products	25	874468	245392	159058	1066	236815	1773681
27211 &	Silver							
27221 &	Aluminium, unwrought; alumina							
27222	Semi-finished products of aluminium	22	859425	242583	159200	979	230204	1740436
27229	Other aluminium products	3	15043	2809	-142	87	6611	33245
2723	Lead, zinc, tin & products	3	-276	13086	9327	50	3449	163605
27232	Lead, zinc, tin & their alloys	3	-276	13086	9327	50	3449	163605
2724	Copper products	13	537875	166873	-82849	478	80273	3775878
27241 &	Copper, copper mattes							
27242	Semi-finished products of copper	13	537875	166873	-82849	478	80273	3775878
273	Casting of metals	5	377576	15948	28252	179	47482	605739
2731	Casting of iron & steel	5	377576	15948	28252	179	47482	605739
27311 &	Casting of iron							
27312	Casting of steel	5	377576	15948	28252	179	47482	605739
28	FABRICATED METAL PRODUCTS	144	3878549	719587	2306037	8777	1068303	12953650
281	Structural metal products	27	471124	70016	77790	1143	133475	1412762
2811	Structural metal products	12	150980	36890	74898	610	74913	662662
28111	Metal structures & parts	8	119882	32176	35269	509	69955	529136
28112 &	Repairs of metal structures							
28113 &	Builders' carpentry & joinery of metal							
28119	Other structural metal products	4	31098	4714	39629	101	4958	133526
2812	Tanks & containers	15	320144	33126	2892	533	58562	750100
28121	Tanks & containers	11	302772	30220	-6610	424	43619	644829
28122	Radiators & boilers	4	17372	2906	9502	109	14943	105271
289	Other fabricated metal products	117	3407425	649571	2228247	7634	934828	11540888
2892 &	Treating & coating of metals							
2893	Cutlery & general hardware	19	724616	166791	75902	1769	312202	805645
28931 &	Cutlery							
28932	Hand tools	15	701434	165288	77956	1572	301023	749034
28923 &	Mechanical engineering services							
28933 &	Locks & hinges							
28939	General hardware	4	23182	1503	-2054	197	11179	56611
2899	Other fabricated metal products n.e.c	98	2682809	482780	2152345	5865	622626	10735243
28991	Steel drums & containers	9	70749	1242	10640	533	32947	181217
28992	Light containers of metals	8	56028	2985	31111	395	49592	363436
28993	Wire products	29	2181691	452843	2092907	3170	415045	9277941
28994	Fasteners, chains, springs etc	6	76174	18696	886	222	23436	121105
28995 &	Swords, cutlasses & similar arms							
28996	Other fabricated metal products	43	196322	6680	16801	1411	89498	515682
28997	IMR of other metal products n.e.c	3	101845	334		134	12108	275862
29	MACHINERY & EQUIPMENT N.E.C.	372	8779005	1224106	2083577	25151	3940480	39079232
291	General-purpose machinery	68	1226145	238064	251186	4127	664292	5035744
2911	Engines & turbines	5	32917	9749	4693	131	11412	69032
29111 &	Engines							
29112 &	Turbines							
29113	Parts of turbines	5	32917	9749	4693	131	11412	69032
2912	Pumps, compressors, taps & valves	22	380044	41341	135434	999	223514	1707900
29121	Hydraulic/pneumatic power engine/motors	4	30454	8117	34126	238	28466	302586
29122	Pumps for liquids	8	331250	27603	144550	503	183327	937918
29123 &	Air or vacuum pumps							
29124 &	Taps, cocks & valves etc							
29125	IMR of pumps, taps & valves	10	18340	5621	-43242	258	11721	467396
2913	Driving elements	6	365347	127598	-55415	669	168504	1260825
29131 &	Driving elements							
29132	Parts of driving elements	6	365347	127598	-55415	669	168504	1260825
2914	Ovens, furnaces & furnace burners	3	12606	3033	8933	253	16889	76641
29141	Ovens, furnaces & furnace burners	3	12606	3033	8933	253	16889	76641
2915 &	Lifting & handling equipment							
2919	Other general-purpose machinery	32	435231	56343	157541	2075	243973	1921346
29151 &	Lifting & handling equipment & Parts							
29191	Cooling & ventilation equipment	10	180361	15944	138583	982	100575	538489

TABLE-2.0

17
SUMMARY STATISTICSPAKISTAN
2005-06
Value in '000' Rs

Value of production	Census value added at producer prices	Census value added at factor cost	Contribution to GDP at market prices	Contribution to GDP at producer prices	Contribution to GDP at basic prices	Contribution to GDP at factor cost	Industry Code
10	11	12	13	14	15	16	1
18430078	4785165	4344384	4942451	3805885	3684681	3365104	27122
30868517	6037685	5910983	6226522	5172862	5064877	5046160	2713
							27131
12743488	2481470	2369039	2826783	2131725	2028946	2019294	27132
17833435	3445149	3434847	3297594	2938992	2937674	2928690	27133
291594	111066	107097	102145	102145	98257	98176	27134
8762014	3048850	3018438	2945876	2142637	2115663	2112225	272
							2721 &
3296408	1522727	1511790	962617	761986	753709	751049	2722
							27221
							27221
3227957	1487521	1476690	926024	729231	720954	718400	27222
68451	35206	35100	36593	32755	32755	32649	27229
652877	489272	484605	518264	433470	428809	428803	2723
652877	489272	484605	518264	433470	428809	428803	27232
4812729	1036851	1022043	1464995	947181	933145	932373	2724
							27241
4812729	1036851	1022043	1464995	947181	933145	932373	27242
859560	253821	253772	283806	160300	160300	160251	273
859560	253821	253772	283806	160300	160300	160251	2731
							27311
859560	253821	253772	283806	160300	160300	160251	27312
							28
21944513	8990863	8692883	9411260	7717412	7430800	7419432	28
2160090	747328	729682	670862	635204	619714	617558	281
1013931	351269	348119	323499	320172	317376	317022	2811
758666	229530	228305	203402	200486	199370	199261	28111
							28112
							28113
255265	121739	119814	120097	119686	118006	117761	28119
1146159	396059	381563	347363	315032	302338	300536	2812
994161	349332	336148	314810	288012	276545	274828	28121
151998	46727	45415	32553	27020	25793	25708	28122
19784423	8243535	7963201	8740398	7082208	6811086	6801874	289
							2892 &
2533557	1727912	1701756	1577099	1315994	1290052	1289838	2893
							28931
2460372	1711338	1684529	1552832	1301280	1274637	1274471	28932
							28923
							28933
73185	16574	17227	24267	14714	15415	15367	28939
17250866	6515623	6261445	7163299	5766214	5521034	5512036	2899
356774	175557	175351	195238	168416	168770	168210	28991
482789	119353	119231	105763	101492	101480	101370	28992
14869501	5591560	5342636	6305177	4996072	4751929	4747148	28993
449292	328187	328161	357094	311229	311229	311203	28994
							28995
727967	212285	207430	169196	158174	156815	153319	28996
364543	88681	88636	30831	30831	30811	30786	28997
							29
60021753	20942521	20713457	18804169	17001519	16798868	16772455	29
8120078	3084334	3036224	2789511	2570455	2530903	2522345	291
123272	54240	51930	50559	50559	48539	48249	2911
							29111
							29112
123272	54240	51930	50559	50559	48539	48249	29113
2588271	880371	881522	689787	665968	672196	667119	2912
377185	74599	73916	71156	54952	54922	54269	29121
1531273	593355	556394	447047	440688	406343	403727	29122
							29123
							29124
679813	212417	251212	171584	170328	210931	209123	29125
1854306	593481	586463	477177	474977	468257	467959	2913
							29131
1854306	593481	586463	477177	474977	468257	467959	29132
207806	131165	132212	126267	126267	127329	127314	2914
207806	131165	132212	126267	126267	127329	127314	29141
							2915 &
3346423	1425077	1384097	1445721	1252684	1214582	1211704	2919
							291518
1095345	556856	553071	574865	484042	480452	480257	29191

Industry Code	Industry Major Groups & Industries	No. of reporting establishments	Value of fixed assets at the end of the year	Additions / alterations made during the year	Changes in stocks	Average daily persons engaged (No.)	Employment cost	Industrial cost
1	2	3	4	5	6	7	8	9
29192	Gas generators & filtering apparatus	5	103982	15931	26355	454	81883	581728
29193 & 29195	Packing, weighing & spraying machinery							
29195	Machinery for temperature treatment	6	75151	20305	-13202	325	38290	521269
29196	Parts of other general purpose machinery	8	55597	4163	5105	223	19338	268505
29197 & 29198 & 29199	Dish washing machines							
29198 & 29199	IMR of gen. purpose machinery							
29199	Other general purpose machinery	3	20140		700	91	3887	11355
292	Special-purpose machinery	142	3924406	502720	1264294	11605	2283160	22503997
2921	Agricultural & forestry machinery	90	1740402	316934	906073	4879	959859	18741658
29211	Agricultural tractors	9	471773	41122	522977	1266	605175	14089987
29212	Agricultural & forestry machinery	17	79773		-3586	269	15627	240739
29214	Harvesting machinery	27	59996	692	224549	492	27435	1441732
29215 & 29216	Spraying machinery for agriculture							
29216	Self-loading/unloading agri. trailers	4	7842	28	16734	151	4977	136946
29217 & 29218	Other agricultural or forestry machines							
29218	IMR of agricultural machinery	33	1121018	275092	145399	2701	306645	2832254
2922	Manufacture of machine tools	7	470284	24534	106437	2484	494468	302714
29221	Portable hand-held power tools	4	451650	24491	95621	2394	489128	289626
29222 & 29224 & 29226	Machine tools for working metals etc							
29224 & 29226	Other machine tools for working metals							
29226	Welding tools & hot spraying machines	3	18634	43	10816	90	5340	13088
2923 & 2924	Machinery for metallurgy							
2924	Mining & quarrying machinery	5	81548	9451	14956	429	53125	183330
29231 & 29244 & 29246 & 29247	Machinery for metallurgy & parts							
29244 & 29246 & 29247	Foundry moulds forming machinery							
29246 & 29247	Machinery parts for mining, quarrying							
29247	IMR of construction machinery	5	81548	9451	14956	429	53125	183330
2925	Machinery for food & tobacco processing	12	983682	39147	228467	2513	636027	2217964
29251	Machinery for food & tobacco processing	12	983682	39147	228467	2513	636027	2217964
2926	Textile & leather production machinery	13	253564	26906	67200	646	68315	688617
29261	Spinning, weaving & knitting machinery	3	10879		-2231	96	8373	32074
29262	Other machinery for textile production	3	7653		2001	87	5623	31317
29264	Parts of machinery for textile	3	10861	438	133	64	4374	15484
29265	Household sewing machines	4	224171	26468	67297	399	49945	609742
2927	Weapons & ammunition	10	229206	81930	-13602	374	43872	180476
29271	Weapons & ammunition & parts	10	229206	81930	-13602	374	43872	180476
2929	Other special-purpose machinery	5	165720	3818	-45237	280	27494	189238
29292 & 29293 & 29294 & 29299	Printing & book-binding machinery							
29293 & 29294 & 29299	Misc. special purpose machinery							
29294 & 29299	IMR of special purpose machinery n.e.c							
29299	Special-purpose machinery n.e.c	5	165720	3818	-45237	280	27494	189238
293	Domestic appliances n.e.c.	162	3628454	483322	568097	9419	993028	11539491
2930	Electric domestic appliances	162	3628454	483322	568097	9419	993028	11539491
29301	Electric domestic appliances	125	3380559	457197	549479	8492	928041	11271273
29302	Other electric domestic appliances	8	24921	4503	3460	194	17928	48730
29303	Parts of electric domestic appliances	19	104770	20954	6188	389	19873	119862
29304 & 29305	IMR of professional electric appliances							
29305	Non-electric domestic appliances	6	19747	-580	520	130	6302	30908
29306 & 29307	Parts of non-electric domestic appliances							
29307	IMR of Industrial machinery	4	98457	1248	8450	214	20884	68718
31	ELECTRICAL MACHINERY & APPARATUS N.E.C	67	12382865	1235593	2569467	13287	1391844	31660273
311	DC motors, generators & transformers	19	6989904	873513	1653966	7551	708342	22632379
3110	DC motors, generators & transformers	19	6989904	873513	1653966	7551	708342	22632379
31102 & 31103	Universal AC/DC motors & AC generators							
31103	Electric generating sets & converters	5	1453840	265863	790020	439	210732	14098291
31104 & 31106	Electrical transformers							
31106	Motors/generators/transformers parts	5	1115715	4806	79686	455	41926	587379
31107 & 31109	IMR of motors, gener. & transformers							
31109	Elec. motors, gener. & transformers nec	9	4420349	602844	784260	6657	455684	7946709
312	Electricity distri. & control apparatus	12	72759	9867	28982	454	47670	928798
3120	Electricity distri. & control apparatus	12	72759	9867	28982	454	47670	928798
31201 & 31202	Control apparatus for > = 1000 V							
31202	Control apparatus for < or = 1000 V	4	26616	4080	21433	225	31428	578833
31203 & 31204	Electrical boards							
31204	Parts of electricity control apparatus	8	46143	5787	7549	229	16242	349965
313	Insulated wire & cables	7	2741282	54079	1081900	329	41255	2373109
3130	Insulated wire & cables	7	2741282	54079	1081900	329	41255	2373109
31301	Insulated wire and cable	7	2741282	54079	1081900	329	41255	2373109

TABLE-2.0

SUMMARY STATISTICS

PAKISTAN
2005-06
Value in '000' Rs

Value of production	Census value added at producer prices	Census value added at factor cost	Contribution to GDP at market prices	Contribution to GDP at producer prices	Contribution to GDP at basic prices	Contribution to GDP at factor cost	Industry Code
10	11	12	13	14	15	16	1
773772	192044	168826	183315	141468	118390	118250	29192
							29193
1121604	600335	600263	622564	570159	571221	570087	29195
338224	69719	57207	59233	51451	38981	38939	29196
							29197
							29198
							29199
17478	6123	4730	5744	5564	5538	4171	292
34233664	11729667	11644261	10280057	9725005	9646111	9639599	2921
25568070	6826412	6806536	5448251	5255555	5238540	5235679	29211
19159708	5069721	5061826	3680527	3672686	3665142	3664791	29212
293301	52562	50086	40320	39854	37546	37378	29214
1778679	336947	336543	317773	317773	317545	317369	29215
							29216
160149	23203	23162	20301	19499	19487	19458	29217
							29218
4176233	1343979	1334919	1389330	1205743	1198820	1196683	2922
1861642	1558928	1546098	1590980	1478527	1465912	1465697	29221
1829480	1539854	1527075	1572989	1460577	1447962	1447798	29222
							29224
							29226
32162	19074	19023	17991	17950	17950	17899	2923 &
							2924
318480	135150	134199	151617	121994	122127	121043	29231
							29244
							29246
318480	135150	134199	151617	121994	122127	121043	29247
4235687	2017723	1974101	1912356	1878465	1835699	1834843	2925
4235687	2017723	1974101	1912356	1878465	1835699	1834843	29251
1672581	983964	982917	979412	822333	822310	821286	2926
50005	17931	17089	9619	9619	9596	8777	29261
42722	11405	11380	9676	9676	9676	9651	29262
22903	7419	7269	5885	5885	5885	5735	29264
1556951	947209	947179	954232	797153	797153	797123	29265
333894	153418	146377	136939	122206	115602	115165	2927
333894	153418	146377	136939	122206	115602	115165	29271
243310	54072	54033	60502	45925	45921	45886	2929
							29292
							29293
							29294
243310	54072	54033	60502	45925	45921	45886	29299
17668011	6128520	6032972	5734601	4706059	4621854	4610511	293
17668011	6128520	6032972	5734601	4706059	4621854	4610511	2930
17220916	5949643	5857467	5576280	4556030	4472015	4463854	29301
112766	64036	63217	59660	56301	56301	55482	29302
180111	60249	59641	51727	48144	47954	47536	29303
							29304
45665	14757	13369	12400	11342	11342	9954	29305
							29306
108553	39835	39278	34534	34242	34242	33685	29307
							31
51849059	20188786	18947567	16196666	14639046	14134163	13397827	311
34992584	12360205	11323929	8877951	8478961	8169789	7442685	3110
34992584	12360205	11323929	8877951	8478961	8169789	7442685	31102
							31103
21590236	7491945	7491837	5727647	5529334	5529323	5529226	31104
							31106
728376	140997	123113	145593	132724	118003	114840	31107
							31109
12673972	4727263	3708979	3004711	2816903	2522463	1798619	312
1067372	138574	136810	102601	82372	80959	80608	3120
1067372	138574	136810	102601	82372	80959	80608	31201
							31202
663097	84264	82776	56052	46529	45169	45041	31203
							31204
404275	54310	54034	46549	35843	35790	35567	313
6578333	4205224	4142171	4007409	3776957	3716305	3713904	3130
6578333	4205224	4142171	4007409	3776957	3716305	3713904	31301
6578333	4205224	4142171	4007409	3776957	3716305	3713904	31301

Industry Code	Industry Major Groups & Industries	No. of reporting establishments	Value of fixed assets at the end of the year	Additions / alterations made during the year	Changes in stocks	Average daily persons engaged (No.)	Employment cost	Industrial cost
1	2	3	4	5	6	7	8	9
314	Accumulators, cells & batteries	10	997868	210349	105672	2666	369077	3555840
3140	Accumulators, cells & batteries	10	997868	210349	105672	2666	369077	3555840
31401	Primary cells & batteries & parts	10	997868	210349	105672	2666	369077	3555840
315	Electric lamps & lighting equipment	9	1339453	29554	-334990	1726	169597	1741883
3150	Electric lamps & lighting equipment	9	1339453	29554	-334990	1726	169597	1741883
31501	Electric lamps	4	985338	20082	-333763	1237	126904	1407237
31502	Lamps lighting fittings							
31503	Other lamps & lighting fittings	5	354115	9472	-1227	489	42693	334646
319	Other electrical equipment n.e.c.	10	241599	58231	33937	561	55903	428264
3190	Other electrical equipment n.e.c.	10	241599	58231	33937	561	55903	428264
31901	Ignition of other wiring sets							
31903	Other electrical equipment & parts	10	241599	58231	33937	561	55903	428264
32	RADIO, TV & COMMUNICATION EQUIPMENT	14	2141929	77886	-34998	3290	548741	1924649
321	Electronic valves & tubes etc.	4	220147	19108	16118	453	34092	235708
322	TV, radio & telegraphy apparatus	5	1885262	49752	-83861	2705	501347	1517511
323	Sound/video apparatus of TV & radio	5	36520	9026	32745	132	13302	171430
33	MEDICAL & OPTICAL INSTRUMENTS	95	5328648	445759	593335	9319	980939	6106646
331	Medical & measuring instruments	91	4157839	452210	585955	9089	947583	6031420
3311	Medical/surgical/orthopaedic equipment	81	3592557	408199	348776	6142	616680	3840999
3312	Measuring instruments & appliances	10	565282	44011	237179	2947	330903	2190421
332 & 333	Optical & photographic equipment							
333	Watches & clocks	4	1170809	-6451	7380	230	33356	75226
34	MOTOR VEHICLES & TRAILERS	139	25863496	6232064	7758135	20141	3856680	105134273
341	Motor vehicles	12	17279790	5254558	6368434	8158	2011523	89397422
3410	Motor vehicles	12	17279790	5254558	6368434	8158	2011523	89397422
34102	Passenger cars, jeep etc	12	17279790	5254558	6368434	8158	2011523	89397422
34103 & 34104	Motor vehicles for > or = 10 persons							
34104	Motor vehicles for transport of goods	6	2453806	1012824	412369	2003	738646	9777690
342	Bodies for motor vehicles & trailers	4	57048	17140	68579	413	33929	186276
3420	Bodies for motor vehicles & trailers	4	57048	17140	68579	413	33929	186276
34201 & 34202 & 34204	Bodies for motor vehicles							
34202 & 34204	Bodies for trailer & semi-trailers							
34204	Reconditioning of motor vehicles	4	57048	17140	68579	413	33929	186276
343	Parts & accessories for motor vehicles	123	8526658	960366	1321122	11570	1811228	15550575
3430	Parts & accessories for motor vehicles	123	8526658	960366	1321122	11570	1811228	15550575
34301	Parts of engines	10	752458	163117	1516	1403	423394	1569891
34302	Other parts for motor vehicles	85	7232797	605822	1101178	7861	972366	11925159
34303 & 34304	Safety seat belts, airbags etc							
34304	Assembly of motor vehicles parts n.e.c	18	478091	191303	215755	1911	389009	1977660
34305	MR of motor vehicles	10	63312	124	2673	395	26459	77865
35	OTHER TRANSPORT EQUIPMENT	47	16537677	2763444	944504	14231	3063577	25856743
351 & 352 & 353	Building & repair of ships & boats							
353	Railway locomotives & rolling stock							
3511 & 3520 & 3530	Aircraft & spacecraft	3	9865408	957360	245746	5668	1979652	2194154
3511 & 3520 & 3530	Building & repair of ships							
3520 & 3530	Railway locomotives & rolling stock							
3530	Aircraft and spacecraft	3	9865408	957360	245746	5668	1979652	2194154
35112 & 35201 & 35309	Building & repair of transport							
35201 & 35309	Rail locomotives & locomotive tenders							
35309	Other parts of aircraft and spacecraft	3	9865408	957360	245746	5668	1979652	2194154
359	Transports equipment n.e.c	44	6672269	1806084	698758	8563	1083925	23662589
3591	Motorcycles	34	6381184	1792656	772884	6862	900541	22660587
35911	Motorcycles & three wheelers	17	6155463	1757455	669262	5730	834978	21962077
35919	Other motor-cycle & parts	17	225721	35201	103622	1132	65563	698510
3592	Bicycles & invalid carriages	10	291085	13428	-74126	1701	183384	1002002
35922	Parts & accessories of bicycles etc	7	24051	2963	-1530	355	17612	128109
35929	Other cycles including tricycles	3	267034	10465	-72596	1346	165772	873893
36	FURNITURE	130	3398509	261474	585379	10527	1134700	7952779
361	Furniture	38	770006	15429	120168	1087	72322	406795
3610	Furniture	38	770006	15429	120168	1087	72322	406795
36101	Furniture & fixtures made of wood etc	27	246386	5751	22534	532	31958	76126
36102 & 36103	Furniture & fixtures primarily of metal							
36103	Furniture & fixtures of plastics	7	64923	1919	12744	287	16387	91843
36104	Coir foam mattresses & pillows etc	4	458697	7759	84890	268	23977	238826

Value of production	Census value added at producer prices	Census value added at factor cost	Contribution to GDP at market prices	Contribution to GDP at producer prices	Contribution to GDP at basic prices	Contribution to GDP at factor cost	Industry Code
10	11	12	13	14	15	16	1
5464938	1909098	1826203	1903476	1365197	1287549	1282302	314
5464938	1909098	1826203	1903476	1365197	1287549	1282302	3140
5464938	1909098	1826203	1903476	1365197	1287549	1282302	31401
3080396	1338513	1276508	1130603	767347	705841	705342	315
3080396	1338513	1276508	1130603	767347	705841	705342	3150
2621822	1214585	1131301	1009724	677282	594094	593998	31501
							31502
458574	123928	145207	120879	90065	111747	111344	31503
665436	237172	241946	174626	168212	173720	172986	319
665436	237172	241946	174626	168212	173720	172986	3190
							31901
665436	237172	241946	174626	168212	173720	172986	31903
5057037	3132388	3160580	3199085	2894174	2924134	2922366	32
377185	141477	135953	118374	107700	102870	102176	321
4029959	2512448	2461147	2553438	2343730	2293353	2292429	322
649893	478463	563480	527273	442744	527911	527761	323
11333023	5226377	5177029	4568865	4305646	4278231	4256298	33
11184364	5152944	5115006	4518207	4256143	4239666	4218205	331
7296054	3455055	3445742	2780719	2741126	2752730	2731813	3311
3888310	1697889	1669264	1737488	1515017	1486936	1486392	3312
							332 &
148659	73433	62023	50658	49503	38565	38093	333
159009797	53875524	45902762	51122998	45849057	37960494	37876295	34
135452736	46055314	38443921	42777365	39252611	31651421	31641218	341
135452736	46055314	38443921	42777365	39252611	31651421	31641218	3410
135452736	46055314	38443921	42777365	39252611	31651421	31641218	34102
							34103 i
13386997	3609307	2576725	3437001	3194966	2163065	2162384	34104
419428	233152	229612	264789	214392	212002	210852	342
419428	233152	229612	264789	214392	212002	210852	3420
							34201 i
							34202 i
419428	233152	229612	264789	214392	212002	210852	34204
23137633	7587058	7229229	8080844	6382054	6097071	6024225	343
23137633	7587058	7229229	8080844	6382054	6097071	6024225	3430
2108032	538141	531772	544758	395948	390821	389579	34301
17373178	5448019	5105334	5785696	4549355	4269626	4206670	34302
							34303 i
3484270	1506610	1500291	1671347	1358856	1358819	1352537	34304
172153	94288	91832	79043	77895	77805	75439	34305
42636320	16779577	15700017	13900184	11599617	10591181	10520057	35
							351 &
7216947	5022793	4721574	4451367	4440602	4139383	4139383	352 &
							353
							3511 &
7216947	5022793	4721574	4451367	4440602	4139383	4139383	3520 &
							3530
							35112 i
							35201 i
7216947	5022793	4721574	4451367	4440602	4139383	4139383	35309
35419373	11756784	10978443	9448817	7159015	6451798	6380674	359
33476792	10816205	10125345	8564487	6279595	5657903	5588735	3591
32444868	10482791	9808868	8267270	5993690	5376566	5319767	35911
1031924	333414	316477	297217	285905	281337	268968	35919
1942581	940579	853098	884330	879420	793895	791939	3592
242775	114666	112691	113817	109157	109132	107182	35922
1699806	825913	740407	770513	770263	684763	684757	35929
13622719	5669940	5837448	5123572	4867495	5067359	5035003	36
768835	362040	325387	410215	358617	323302	321964	361
768835	362040	325387	410215	358617	323302	321964	3610
222548	146422	135966	159271	149644	140221	139188	36101
							36102 i
152364	60521	47244	58709	51186	38002	37909	36103
393923	155097	142177	192235	157787	145079	144867	36104

Industry Code	Industry Major Groups & Industries	No. of reporting establishments	Value of fixed assets at the end of the year	Additions / altrations made during the year	Changes in stocks	Average daily persons engaged (No.)	Employment cost	Industrial cost
1	2	3	4	5	6	7	8	9
369	Manufacturing n.e.c	92	2628503	246045	465211	9440	1062378	7545984
3691 &	Jewellery & related articles							
3692	Musical instruments	4	21848		-42	54	1219	19386
36912 &	Jewellery & related articles							
36921	Musical instruments & parts	4	21848		-42	54	1219	19386
3693 &	Sports goods							
3694	Games & toys	52	1406071	177861	382904	4573	612034	4797834
36931 &	Sports goods							
36939 &	Other sports & athletic goods n.e.c							
36941	Dolls & toys	52	1406071	177861	382904	4573	612034	4797834
3699	Other manufacturing n.e.c	36	1200584	68184	82349	4813	449125	2728764
36992	Brooms & brushes	3	132983	25734	14196	257	51520	191709
36994	Writing implements	8	409335	32041	44036	1602	261951	1137295
36995	Umbrellas, walking-sticks & buttons	3	66623	2921	14700	88	8345	113388
36998	Lighters, matches & liquid gas fuels	22	591643	7488	9417	2866	127309	1286372
37	RECYCLING	30	73731	52808	-1915	520	39680	6239
37102	Shipbreaking services	30	73731	52808	-1915	520	39680	6239

TABLE-2.0

SUMMARY STATISTICS

PAKISTAN
2005-06
Value in '000' Rs

Value of production	Census value added at producer prices	Census value added at factor cost	Contribution to GDP at market prices	Contribution to GDP at producer prices	Contribution to GDP at basic prices	Contribution to GDP at factor cost	Industry Code
10	11	12	13	14	15	16	1
12853884	5307900	5512061	4713357	4508878	4744057	4713039	369
							3691 &
28848	9462	9234	7688	7688	7544	7460	3692
							36912 i
28848	9462	9234	7688	7688	7544	7460	36921
							3693 &
8704101	3906267	4141041	3164777	3132898	3385520	3367672	3694
							36931 i
							36939 i
8704101	3906267	4141041	3164777	3132898	3385520	3367672	36941
4120935	1392171	1361786	1540892	1368292	1350993	1337907	3699
404361	212652	208658	546318	491341	489733	487347	36992
1836909	699614	701535	594838	510451	513244	512372	36994
154178	40790	34180	37955	37467	30971	30857	36995
1725487	439115	417413	361781	329033	317045	307331	36998
280910	274671	260287	254778	250204	243366	235820	37
280910	274671	260287	254778	250204	243366	235820	37102

Industry Code	Major Groups & Industries	No. of reporting establishments	Average No. of days factories worked during the year	Average No. of shifts factories worked during the year	No. of working proprietors and unpaid family workers	Average daily employment			Employment cost during the year			
						Total	Male	Female	Total	Wages and salaries	Other cash payment	Payments in kind
1	2	3	4	5	6	7	8	9	10	11	12	13
D	ALL INDUSTRIES	6417	272	1	8462	941283	905439	35844	1.32E+08	118646467	11075784	2690283
15	FOOD PRODUCTS & BEVERAGES	1860	219	1	2113	135844	132356	3488	16201283	14604310	1280652	316321
151	Meat, fruit, vegetables, oils & fats	686	162	1	526	26425	25935	490	2870298	2725526	108015	36757
1511	Meat & meat products	3	251	2	2	186	186		12948	12931	10	7
15112 & 15115	Processing of wool, hides & skins Poultry and other slaughtering	3	251	1	2	186	186		12948	12931	10	7
1512	Fish & fish products	8	297	1		468	334	134	33322	31942	794	586
15121 & 15123 & 15124	Fish & fish products Fish meal, inedible Fish & fish products n.e.c	8	297	1		468	334	134	33322	31942	794	586
1513	Fruits, vegetables & edible nuts	24	278	1	20	3503	3450	53	457860	450880	3034	3946
15131 & 15132	Processing of potatoes Cooking of potatoes & products	3	225	1	1	119	110	9	10459	10459		
15133	Fruit and vegetable juices	12	284	1	4	2961	2955	6	411023	404360	2868	3795
15135 & 15136	Processing of fruits, vegetables & nuts Processing of vegetable residues	9	289	1	15	423	385	38	36378	36061	166	151
1514	Vegetable & animal oils & fats	651	155	1	504	22268	21965	303	2366168	2229773	104177	32218
15141	Animal & vegetable, oils & fats, crude	6	227	1	3	278	278		11486	9375	2111	
15142	Cotton ginning	540	133	1	397	13689	13463	226	1355167	1290659	45903	18605
15143	Oil cake and other solid residues	10	191	1	6	213	213		15783	14534	1149	100
15144	Refined oils & fats	92	275	2	98	7706	7629	77	897951	830517	54031	13403
15145 & 15149	Vegetable waxes Animal & vegetable oils & fats, n.e.c	3	300	1		382	382		85781	84688	983	110
152	Dairy products	47	306	2	133	15958	15789	169	3394274	3264952	120178	9144
1520	Dairy products	47	306	2	133	15958	15789	169	3394274	3264952	120178	9144
15201	Processed liquid milk & cream	9	303	2	102	2336	2335	1	342970	333839	2063	7068
15202	Milk & cream in solid forms	9	314	2	8	5557	5477	80	1311738	1302572	7222	1944
15203 & 15204	Butter & ghee Cheese & curd	5	317	1	10	312	303	9	18343	17218	1110	15
15205	Other dairy products	7	329	2	4	6017	5942	75	1605864	1496949	108915	
15206	Ice cream & other edible ice	17	292	1	9	1736	1732	4	115359	114374	868	117
153	Grain mill products & animal feed	901	246	1	867	23941	22162	1779	2234845	1637822	448863	148160
1531	Grain mill products	858	242	1	834	19399	17641	1758	1355448	1048699	210673	96076
15311	Rice Husking	315	195	1	279	8056	6492	1564	275700	261889	12805	1006
15312 & 15313	Cereal & vegetable flour milling Cereal grain products	524	272	1	542	10952	10761	191	1015355	724782	196486	94087
15314 & 15319	Rice milling Other grain milling n.e.c	19	219	1	13	391	388	3	64393	62028	1382	983
1532	Starches & starch products	10	321	2		2388	2368	20	643467	363243	228791	51433
15322	Starches & starch products	10	321	2		2388	2368	20	643467	363243	228791	51433
1533	Animal feeds	33	306	1	33	2154	2153	1	235930	225880	9399	651
15331 & 15332	Animal feeds Lucerne (alfalfa) meal & pellets	33	307	1	33	2154	2153	1	235930	225880	9399	651
154	Other food products	190	264	1	535	61036	60117	919	6670698	6049288	523110	98300
1541	Bakery products	64	292	1	57	4179	3689	490	630873	476024	112530	42319
15411	Bread, fresh pastry & cake	22	315	1	12	777	772	5	44950	41355	2623	972
15412	Rusks, biscuits	38	281	1	42	2734	2297	437	498422	347168	109907	41347
15419	Other bakery products n.e.c	4	264	1	3	668	620	48	87501	87501		
1542	Sugar	72	213	2	425	49121	49073	48	4230096	3830360	374170	25566
15421	Sugar	72	213	2	425	49121	49073	48	4230096	3830360	374170	25566
1543	Cocoa, chocolate & sugar confectionery	30	296	1	30	2917	2681	236	377350	335988	21899	19463
15432 & 15439	Chocolate & sugar confectionery Chocolate & sugar confectionery n.e.c	30	296	2	30	2917	2681	236	377350	335988	21899	19463
1549	Other farinaceous products n.e.c.	24	301	1	23	4819	4674	145	1432379	1406916	14511	10952
15491	Processing & blending of tea	11	301	1	11	1306	1246	60	801576	776918	13713	10945
15493	Preparing homogenised & dietetic food	3	313	2		2766	2723	43	310110	309955	155	
15494	Condiments & seasonings	5	296	1	3	594	594		308222	307817	398	7
15495 & 15499	Vegetable saps & extracts Other food products n.e.c.	5	300	1	9	153	111	42	12471	12226	245	
155	Beverages	36	275	1	52	8484	8353	131	1031168	926722	80486	23960
1551 & 1553 & 1554	Spirits; ethyl alcohol Malt liquors & malt Soft drinks; mineral water	36	275	2	52	8484	8353	131	1031168	926722	80486	23960
15510 & 15532 & 15541	Spirits; ethyl alcohol Malt, whether or not roasted Aerated drinks; mineral waters	13	276	2	10	1261	1247	14	135863	126057	9629	177
15542 & 15549	Soft drinks Other non-alcoholic beverages	23	275	2	42	7223	7106	117	895305	800665	70857	23783
16	TOBACCO PRODUCTS	13	286	1	10	4385	4385		1710936	1664193	46709	34
17	MANUFACTURE OF TEXTILES	1329	303	2	2070	438657	427843	10814	49207494	45921961	2864616	420917
171	Textile spinning, weaving & finishing	1081	305	2	1800	393942	384829	9113	44786468	41756492	2647140	382836
1711	Spinning of textiles	504	303	2	841	253338	248925	4413	23941400	22728729	1113645	99026
17111	Spinning of natural textile fibres	68	151	1	14	4197	4194	3	460908	447508	13151	249
17112	Spinning of man-made staple fibres	11	329	2	12	9386	9352	34	1313335	1174426	117552	21357
17113	Textile yarn & thread of natural fibres	313	332	2	677	182185	178673	3512	15334970	14510766	756595	67609
17114	Text. yarn & thread of MM staple fibres	101	317	2	135	56331	55468	863	6725441	6492727	222903	9811

Industry Code	Major Groups & Industries	No. of reporting establishments	Average No. of days factories worked during the year	Average No. of shifts factories worked during the year	No. of working proprietors and unpaid family workers	Average daily employment			Employment cost during the year			
						Total	Male	Female	Total	Wages and salaries	Other cash payment	Payments in kind
1	2	3	4	5	6	7	8	9	10	11	12	13
17115	Processing of textile waste	11	273	1	3	1239	1238	1	106746	103302	3444	
1712	Textile fabrics	266	312	2	451	95494	91794	3700	14980186	14095157	738207	146822
17121	Fabrics other than cotton	47	306	1	8	5546	5279	267	518561	495600	11995	10966
17122	Cotton fabrics	130	317	2	380	68272	65726	2546	7487888	6868112	498444	121332
17123	Fabrics of man-made filaments	29	316	2	43	13299	12617	682	6058814	5856357	200298	2159
17124	Pile fabrics, terry towelling etc	56	301	1	18	8268	8063	205	910390	870612	27454	12324
17125	Weaving of fabrics on khadi / handloom	4	298	2	2	109	109		4533	4476	16	41
1713	Finishing of textiles	311	301	1	508	45110	44110	1000	5864882	4932606	795288	136988
17131	Finishing of textile fibres & yarn	129	299	1	188	14275	13767	508	2724919	2151603	456468	116848
17132	Bleaching & dyeing of fabrics	145	301	1	257	14856	14741	115	1759051	1486437	252727	19887
17133	Printing services of fabrics	21	299	2	48	1423	1414	9	106848	98875	7920	53
17134	Finishing of textiles (khadi/handloom)	12	307	2	15	449	443	6	40145	35138	4807	200
17139	Other textile finishing n.e.c.	4	319	2		14107	13745	362	1233919	1160553	73366	
172	Other textiles	140	296	1	199	22939	22396	543	2198399	2003195	173470	21734
1721	Made-up textile articles, not apparel	73	305	1	129	17582	17183	399	1620943	1466715	139396	14832
17211	Made-up textile articles for household	26	303	1	56	5825	5541	284	750670	716624	30760	3286
17212	Other made-up textile articles	47	306	1	73	11757	11642	115	870273	750091	108636	11546
1722	Carpets & rugs	20	292	1	41	1377	1346	31	129042	125415	2508	1119
17221	Carpets & rugs (other than by hand)	13	292	1	27	823	815	8	79866	78644	1197	25
17222	Carpets & rugs (hand made)	7	293	1	14	554	531	23	49176	46771	1311	1094
1723	Cordage, rope, twine & netting	17	294	1	10	2066	2064	2	174492	152688	20181	1623
17231	Cordage, rope, twine & netting	3	286	1	6	1008	1007	1	82467	82467		
17234	Embroidery & zari work by hand	14	296	1	4	1058	1057	1	92025	70221	20181	1623
1729	Other textiles n.e.c.	30	278	1	19	1914	1803	111	273922	258377	11385	4160
17291	Narrow woven fabrics & embroidery	14	296	1	4	716	673	43	77088	76105	551	432
17293	Other made up textiles											
17299	Other textiles n.e.c.	16	263	1	15	1198	1130	68	196834	182272	10834	3728
173	Knitted & crocheted fabrics & articles	108	291	1	71	21776	20618	1158	2222627	2162274	44006	16347
1730	Knitted & crocheted fabrics	108	291	1	71	21776	20618	1158	2222627	2162274	44006	16347
17301	Knitted & crocheted fabrics	28	299	1	18	6306	6182	124	714699	689916	18679	6104
17302	Knitted/crocheted cotton text: articles	10	299	1	2	1393	1358	35	156719	149924	2351	4444
17303	Knitted/crocheted woollen text: articles	48	289	1	27	8060	7759	301	815448	788339	21685	5424
17304	Knitted/crocheted synthetic articles	16	287	2	16	5278	4637	641	469778	468429	999	350
17309	Knitted/crocheted articles n.e.c	6	268	2	8	739	682	57	65983	65666	292	25
18	WEARING APPAREL	326	299	1	313	62388	55825	6563	7146371	6819984	289173	37214
181 & 182	Wearing apparel, except fur apparel											
182	Articles of fur	326	299	1	313	62388	55825	6563	7146371	6819984	289173	37214
1810 & 1820	Wearing apparel, except fur apparel											
1820	Articles of fur	326	299	1	313	62388	55825	6563	7146371	6819984	289173	37214
18101	Clothes of leather & substitutes	14	296	1	24	5557	5415	142	705464	649672	54243	1549
18102	Workwear	6	297	1	5	522	520	2	41063	40669	394	
18103	Outerwear	47	299	1	44	6313	5686	627	992476	963485	24068	4923
18104	Other outerwear	34	297	1	14	8259	6480	1779	1092849	1051972	33263	7614
18105	Underwears	55	298	1	64	6476	5729	747	662772	612392	46307	4073
18106	Babies' garments & clothing accessories	87	299	1	61	10003	8637	1366	1007474	900396	97317	9761
18107	Clothing accessories of leather	74	299	1	99	24819	22919	1900	2616416	2575364	31941	9111
18109 & 18201	Wearing apparel & accessories n.e.c											
18201	Tanned or dressed furskins	9	305	1	2	439	439		27857	26034	1640	183
19	LEATHER PRODUCTS	142	293	1	117	17033	16738	295	2190768	1955243	178918	56607
191	Tanning & dressing of leather	106	298	1	85	7548	7372	176	840657	806190	27999	6468
1911	Tanning & dressing of leather	87	298	1	61	5859	5853	6	693985	664137	24414	5434
19111	Tanning & dressing of leather	64	297	1	54	3482	3480	2	409301	384868	19452	4981
19113	Tanning of sheep, goat leather	11	296	1		1307	1307		165775	165115	348	312
19114 & 19115	Tanning/dressing of other animal leathe											
19115	Leather waste, dust, powder & flour	12	307	1	7	1070	1066	4	118909	114154	4614	141
1912	Luggage, saddlery & harness	19	299	1	24	1689	1519	170	146672	142053	3585	1034
19120	Luggage, saddlery & harness	19	299	1	24	1689	1519	170	146672	142053	3585	1034
192	Footwear	36	277	1	32	9485	9366	119	1350111	1149053	150919	50139
1920	Footwear	36	277	1	32	9485	9366	119	1350111	1149053	150919	50139
19201 & 19202 & 19204	Footwear											
19202 & 19204	Sports footwear											
19204	Parts of footwear	36	278	1	32	9485	9366	119	1350111	1149053	150919	50139
20	WOOD & WOOD PRODUCTS	62	287	1	58	4013	3926	87	281233	266880	11097	3256
201	Sawmilling & planing of wood	5	279	1		392	392		18527	18113	128	286
2010	Sawmilling & planing of wood	5	279	1		392	392		18527	18113	128	286
20101 & 20102 & 20103	Sawmilling or chipping of wood											
20102 & 20103	Shaping of wood											
20103	Treating wood with preservatives	5	279	1		392	392		18527	18113	128	286
202	Products of wood	57	288	1	58	3621	3534	87	262706	248767	10969	2970
2021	Plywood, panels & boards	52	289	1	57	3503	3429	74	259532	245654	10926	2952
20211	Panels & boards	45	288	1	43	3139	3066	73	240742	227303	10732	2707
20212	Veneer sheets; plywood; densified wood	7	293	2	14	364	363	1	18790	18351	194	245
2023 & 2029	Wooden containers											
2029	Other products of wood	5	275	1	1	118	105	13	3174	3113	43	18

Industry Code	Major Groups & Industries	No. of reporting establishments	Average No. of days factories worked during the year	Average No. of shifts factories worked during the year	No. of working proprietors and unpaid family workers	Average daily employment			Employment cost during the year			
						Total	Male	Female	Total	Wages and salaries	Other cash payment	Payments in kind
1	2	3	4	5	6	7	8	9	10	11	12	13
20231 & 20291 & 20293	Wooden containers Other products of wood Repair of wooden products n.e.c	5	275	1	1	118	105	13	3174	3113	43	18
21	PAPER & PAPER PRODUCTS	133	299	1	115	14071	13623	448	2019022	1726568	204820	87634
210	Paper & paper products	133	299	1	115	14071	13623	448	2019022	1726568	204820	87634
2101	Pulp, paper & paperboard	44	305	2	47	10337	9941	396	1728803	1460106	184441	84256
21012	Paper and paperboard	6	321	2	9	3767	3674	93	797173	664220	90864	42089
21013 & 21014	Tissue / uncoated paper & paperboard Other uncoated paper & paperboard	16	281	1	19	604	600	4	53681	52037	1544	100
21016 & 21017	Processing of paper & paperboard Waste & scrap of paper & board	22	317	1	19	5966	5667	299	877949	743849	92033	42067
2102	Containers of paper & paperboard	73	295	1	53	3101	3059	42	224467	205707	17459	1301
21021 & 21029	Containers of paper & paperboard Containers of paper & board n.e.c	73	295	1	53	3101	3059	42	224467	205707	17459	1301
2109	Other articles of paper&paperboard	16	304	1	15	633	623	10	65752	60755	2920	2077
21091	Household & toilet paper products	9	298	1	10	281	277	4	20286	16208	2375	1703
21092 & 21093	Paper stationery Wallpaper	3	315	2		156	150	6	16110	15732	4	374
21099	Other articles of paper n.e.c	4	308	2	5	196	196		29356	28815	541	
22	PUBLISHING, PRINTING & REPRODUCTION	47	296	1	30	4080	3927	153	826605	600332	153453	72820
221	Publishing	16	307	1	12	748	733	15	111633	108400	2681	552
2211 & 2212	Printing & publication of books etc Publishing of newspapers & journals	13	304	1	10	650	637	13	84043	81629	1877	537
2213 & 2219	Publishing of music Other publishing	3	316	1	2	98	96	2	27590	26771	804	15
222	Printing	31	290	1	18	3332	3194	138	714972	491932	150772	72268
2221	Printing	8	266	1	14	1924	1786	138	513580	318092	126419	69069
2222	Service activities of printing	23	298	1	4	1408	1408		201392	173840	24353	3199
23	PETROLEUM	30	285	2	18	3969	3915	54	2415310	2341347	48980	24983
232	Refined petroleum products	30	285	2	18	3969	3915	54	2415310	2341347	48980	24983
23201	Refined petroleum products	18	284	2	11	3370	3325	45	2223707	2185728	22306	15673
23202	Petroleum gases	7	302	1	2	386	381	5	165321	135713	21130	8478
23203 & 23205	Other petroleum products Refined petroleum products n.e.c	5	267	2	5	213	209	4	26282	19906	5544	832
24	CHEMICALS & CHEMICAL PRODUCTS	494	290	1	429	71650	62801	8849	19336514	17295110	1414597	626807
241	Basic chemicals	98	311	2	65	14047	13685	362	6067801	5281053	627110	159638
2411	Basic chemicals	63	306	2	55	6161	6084	77	1384668	1210949	165211	8508
24111	Industrial gases	11	334	2	6	716	714	2	93831	90695	2918	218
24112	Dyes & pigments	12	294	2	6	1095	1061	34	455458	356355	97822	1281
24113	Inorganic acids & compounds	12	313	2	16	1930	1912	18	235909	190078	45531	300
24114	Chemical elements	11	320	2	15	1366	1362	4	379508	368195	10758	555
24115	Other basic inorganic chemicals n.e.c	6	305	2	7	336	331	5	74522	64982	7282	2258
24116	Other basic organic chemicals	8	242	2	5	331	327	4	73298	72562	454	282
24117	Basic organic chemical products	3	342	3		387	377	10	72142	68082	446	3614
2412	Fertilizers & Nitrogen compounds	16	331	2	3	5443	5192	251	3749314	3165786	435982	147546
24121 & 24129	Fertilizers & Nitrogen compounds Other fertilizers n.e.c.	16	330	2	3	5443	5192	251	3749314	3165786	435982	147546
2413	Plastics & synthetic rubber	19	312	1	7	2443	2409	34	933819	904318	25917	3584
24131	Plastics in primary forms	4	298	2	1	442	423	19	131356	126108	4998	250
24132	Other plastics in primary forms	8	324	2	3	1439	1435	4	687428	683222	3505	701
24134	Synthetic rubber in primary forms	7	307	1	3	562	551	11	115035	94988	17414	2633
242 & 243	Other chemical products Man-made fibres	396	285	2	364	57603	49116	8487	13268713	12014057	787487	467169
2421	Pesticides & agrochemical products	14	290	1	5	1696	1627	69	271662	237628	33100	934
24210	Pesticides & agrochemical products	14	290	1	5	1696	1627	69	271662	237628	33100	934
2422	Paints, varnishes, printing ink	27	300	1	22	1648	1642	6	514961	507793	6435	733
24221	Paints & varnishes of polymers	20	297	1	12	1085	1081	4	419877	414090	5250	537
24222	Other paints & varnishes etc	7	308	1	10	563	561	2	95084	93703	1185	196
2423	Pharmaceuticals	228	281	1	231	36336	28558	7778	8613934	7853914	488601	271419
24231	Basic pharmaceuticals	6	268	1	9	365	265	100	30082	29361	661	60
24233	Pharmaceutical preparations	186	281	1	183	32432	25070	7362	8073855	7344005	477460	252390
24234 & 24235	Other pharmaceutical preparations Surgical instruments	12	263	2	8	777	718	59	117371	109331	5142	2898
24239	Other pharmaceutical products n.e.c	24	292	1	31	2762	2505	257	392626	371217	5338	16071
2424	Soaps & detergents	94	284	1	78	9182	8567	615	1889378	1681383	181987	26008
24243	Soaps & detergents	69	285	1	66	6022	5775	247	1030781	831973	175204	23604
24244 & 24245 & 24246	Odiferous preparations and waxes Agarbatti etc Perfumes & toilet preparations	25	282	1	12	3160	2792	368	858597	849410	6783	2404
2429 & 2430	Other chemical products Man-made fibres	33	299	3	28	8741	8722	19	1978778	1733339	77364	168075
24291	Explosives											
24292	Glues and gelatines	11	287	1	5	1095	1088	7	133128	128054	3567	1507
24293	Essential oils											
24296	Other chemical products	5	300	1	4	220	219	1	17655	12127	205	5323

Industry Code	Major Groups & Industries	No. of reporting establishments	Average No. of days factories worked during the year	Average No. of shifts factories worked during the year	No. of working proprietors and unpaid family workers	Average daily employment			Employment cost during the year			
						Total	Male	Female	Total	Wages and salaries	Other cash payment	Payments in kind
1	2	3	4	5	6	7	8	9	10	11	12	13
24297 & 24301	Misc. other chemical products n.e.c Synthetic fibre	17	306	3	19	7426	7415	11	1827995	1593158	73592	161245
25	RUBBER & PLASTICS PRODUCTS	170	294	1	140	9310	9122	188	1429736	1359204	35742	34790
251	Rubber products	28	290	1	15	1832	1789	43	405952	372993	8301	24658
2511	Rubber tyres & tubes; retreading	14	298	1	7	1062	1053	9	347906	322168	1452	24286
25111 & 25112	Rubber tyres & tubes Retreading pneumatic rubber tyres	14	298	1	7	1062	1053	9	347906	322168	1452	24286
2519	Other rubber products	14	281	1	8	770	736	34	58046	50825	6849	372
25191	Other rubber products	9	293	1	6	511	489	22	32852	26091	6489	272
25192 & 25199	Vulcanised & hard rubber articles Other rubber products n.e.c	5	259	1	2	259	247	12	25194	24734	360	100
252	Plastic products	142	294	1	125	7478	7333	145	1023784	986211	27441	10132
2520	Plastic products	142	294	1	125	7478	7333	145	1023784	986211	27441	10132
25201	Plastic plates, sheets & tubes	42	301	1	33	1689	1659	30	191463	183334	6611	1518
25202	Packaging products of plastic	53	296	2	51	3808	3758	50	527761	503791	17439	6531
25203	Builders' ware plastic	9	295	2	11	386	386		31197	30112	1085	
25204	Other plastic products	38	285	1	30	1595	1530	65	273363	268974	2306	2083
26	OTHER NON-METALLIC MINERAL PRODUCTS	482	281	1	575	40417	39133	1284	6405915	5893520	450467	61928
261	Glass & glass products	34	286	2	35	9170	9093	77	1192676	1144721	43519	4436
2610	Glass & glass products	34	286	2	35	9170	9093	77	1192676	1144721	43519	4436
26101	Flat glass	5	234	2	3	807	797	10	90267	67382	22194	691
26102	Shaping & processing of flat glass	6	342	2	16	1086	1068	18	103265	90088	11683	1494
26103	Hollow glass	10	315	2	4	6372	6369	3	927218	921319	5631	268
26104 & 26105	Glass fibres Other glass, processed	7	231	1	6	375	347	28	22528	22349	159	20
26106	Other glassware including bangles	6	287	1	6	530	512	18	49398	43583	3852	1963
269	Non-metallic mineral products n.e.c.	448	281	1	540	31247	30040	1207	5213239	4748799	406948	57492
2691	Non-refractory ceramic ware	97	283	1	108	2996	2876	120	803049	786582	14764	1703
26911	Ceramic household & ornaments	57	268	1	58	1511	1394	117	123934	111816	10998	1120
26912	Sanitary ceramic fixtures	36	303	1	43	829	826	3	53280	49518	3279	483
26913	Ceramic insulators	4	316	2	7	656	656		625835	625248	487	100
2692	Refractory ceramic products	6	313	2	12	1522	1519	3	143052	141494	1450	108
26920	Refractory ceramic products	6	313	2	12	1522	1519	3	143052	141494	1450	108
2693	Structural clay & ceramic products	155	275	1	212	8283	7255	1028	578185	573239	2410	2536
26931	Ceramic tiles & flags	4	312	1	7	1309	1300	9	253029	248213	2380	2436
26932	Construction products in baked clay	151	275	1	205	6974	5955	1019	325156	325026	30	100
2694	Cement, lime & plaster	30	307	2	18	14596	14574	22	3403643	2988833	364748	50062
26941	Cement	30	307	2	18	14596	14574	22	3403643	2988833	364748	50062
2695	Articles of concrete, cement & plaster	24	296	1	11	1329	1309	20	116462	102619	13591	252
26951 & 26955	Concrete products for construction Articles of fibre cement	24	296	3	11	1329	1309	20	116462	102619	13591	252
2696	Cutting, shaping & finishing of stone	132	275	2	134	2329	2315	14	131776	123828	5162	2786
26960	Ornamental & building stone articles	132	275	2	134	2329	2315	14	131776	123828	5162	2786
2699	Other non-metallic mineral products	4	294	1	45	192	192		37072	32204	4823	45
26991 & 26992	Abrasive products Non-metallic mineral products n.e.c	4	295	1	45	192	192		37072	32204	4823	45
27	BASIC METALS	291	292	1	309	30223	30122	101	7216403	3792158	2695684	728561
271	Basic iron & steel	245	292	1	287	28450	28358	92	6848384	3436889	2685601	725894
2711	Basic iron & steel	76	288	1	87	19972	19970	2	5802158	2525254	2562839	714065
27111 & 27112	Products of iron & steel Ferro alloys	8	304	1	4	17112	17112		5397076	2148183	2544364	704529
27113	Ingots, billets	43	287	2	64	2137	2135	2	318066	297117	13725	7224
27114 & 27118 & 27119	Stainless steel products Hot-rolled rods & bars Heavy sections of steel	25	284	1	19	723	723		87016	79954	4750	2312
2712	Tubes and tube fittings	51	297	1	96	3762	3713	49	503550	414952	87564	1034
27121	Tubes & tube fittings of cast iron	13	292	1	5	602	602		64825	64481	201	143
27122	Steel tubes & fittings	38	299	1	91	3160	3111	49	438725	350471	87363	891
2713	Other first processed iron & steel	118	292	1	104	4716	4675	41	542676	496683	35198	10795
27131 & 27132	Cold-drawn products Cold-rolled narrow strip	47	290	1	56	2183	2175	8	287834	267843	18073	1918
27133	Cold-formed / folded products of iron	68	293	1	46	2363	2330	33	241869	215869	17125	8875
27134	Wires	3	306	1	2	170	170		12973	12971		2
272	Basic precious & non-ferrous metals	41	294	1	20	1594	1585	9	320537	308019	10030	2488
2721 & 2722	Basic precious metals Aluminium & its products	25	298	1	11	1066	1063	3	236815	232365	3310	1140
27211 & 27221 & 27222	Silver Aluminium, unwrought; alumina Semi-finished products of aluminium	22	294	1	11	979	976	3	230204	226436	2763	1005

Industry Code	Major Groups & Industries	No. of reporting establishments	Average No. of days factories worked during the year	Average No. of shifts factories worked during the year	No. of working proprietors and unpaid family workers	Average daily employment			Employment cost during the year			
						Total	Male	Female	Total	Wages and salaries	Other cash payment	Payments in kind
1	2	3	4	5	6	7	8	9	10	11	12	13
27229	Other aluminium products	3	321	1		87	87		6611	5929	547	135
2723	Lead, zinc, tin & products	3	320	2		50	46	4	3449	3159	170	120
27232	Lead, zinc, tin & their alloys	3	320	2		50	46	4	3449	3159	170	120
2724	Copper products	13	281	1	9	478	476	2	80273	72495	6550	1228
27241 & 27242	Copper, copper mattes Semi-finished products of copper	13	282	2	9	478	476	2	80273	72495	6550	1228
273	Casting of metals	5	304	1	2	179	179		47482	47250	53	179
2731	Casting of iron & steel	5	304	1	2	179	179		47482	47250	53	179
27311 & 27312	Casting of iron Casting of steel	5	304	1	2	179	179		47482	47250	53	179
28	FABRICATED METAL PRODUCTS	144	297	1	144	8777	8202	575	1068303	887258	169171	11874
281	Structural metal products	27	280	1	21	1143	1107	36	133475	115692	16862	921
2811	Structural metal products	12	290	1	11	610	593	17	74913	60893	13673	347
28111	Metal structures & parts	8	297	1	5	509	492	17	69955	56252	13480	223
28112 & 28113 & 28119	Repairs of metal structures Builders' carpentry & joinery of metal Other structural metal products	4	276	1	6	101	101		4958	4641	193	124
2812	Tanks & containers	15	273	1	10	533	514	19	58562	54799	3189	574
28121	Tanks & containers	11	275	1	8	424	424		43619	41369	2211	39
28122	Radiators & boilers	4	267	1	2	109	90	19	14943	13430	978	535
289	Other fabricated metal products	117	300	1	123	7634	7095	539	934828	771566	152309	10953
2892 & 2893	Treating & coating of metals Cutlery & general hardware	19	299	1	13	1769	1754	15	312202	219596	92472	134
28931 & 28932	Cutlery Hand tools	15	297	1	6	1572	1560	12	301023	209566	91337	120
28923 & 28933 & 28939	Mechanical engineering services Locks & hinges General hardware	4	303	1	7	197	194	3	11179	10030	1135	14
2899	Other fabricated metal products n.e.c	98	301	1	110	5865	5341	524	622626	551970	59837	10819
28991	Steel drums & containers	9	301	1	11	533	506	27	32947	27045	4574	1328
28992	Light containers of metals	8	308	1	9	395	392	3	49592	47920	705	967
28993	Wire products	29	305	1	31	3170	2687	483	415045	358173	48653	8219
28994	Fasteners, chains, springs etc	6	305	1	12	222	219	3	23436	22279	941	216
28995 & 28996	Swords, cutlasses & similar arms Other fabricated metal products	43	298	1	43	1411	1403	8	89498	84938	4471	89
28997	IMR of other metal products n.e.c	3	275	1	4	134	134		12108	11615	493	
29	MACHINERY & EQUIPMENT N.E.C.	372	271	1	1324	25151	24680	471	3940480	3125327	754593	60560
291	General-purpose machinery	68	293	1	69	4127	3770	357	664292	536461	90372	37459
2911	Engines & turbines	5	319	1	7	131	131		11412	10365	1009	38
29111 & 29112 & 29113	Engines Turbines Parts of turbines	5	319	1	7	131	131		11412	10365	1009	38
2912	Pumps, compressors, taps & valves	22	283	1	17	999	976	23	223514	151057	47360	25097
29121	Hydraulic/pneumatic power engine/motors	4	301	1	4	238	229	9	28466	24471	2383	1612
29122	Pumps for liquids	8	286	1	6	503	497	6	183327	115657	44515	23155
29123 & 29124 & 29125	Air or vacuum pumps Taps, cocks & valves etc IMR of pumps, taps & valves	10	272	1	7	258	250	8	11721	10929	462	330
2913	Driving elements	6	308	1	1	669	606	63	168504	133666	26698	8140
29131 & 29132	Driving elements Parts of driving elements	6	308	3	1	669	606	63	168504	133666	26698	8140
2914	Ovens, furnaces & furnace burners	3	301	1	2	253	162	91	16889	16369	520	
29141	Ovens, furnaces & furnace burners	3	301	1	2	253	162	91	16889	16369	520	
2915 & 2919	Lifting & handling equipment Other general-purpose machinery	32	293	1	42	2075	1895	180	243973	225004	14785	4184
29151 & 29191	Lifting & handling equipment & Parts Cooling & ventilation equipment	10	304	1	16	982	972	10	100575	97592	2349	634
29192	Gas generators & filtering apparatus	5	255	1	12	454	289	165	81883	71503	7232	3148
29193 & 29195	Packing, weighing & spraying machinery Machinery for temperature treatment	6	301	1	6	325	325		38290	35730	2173	387
29196	Parts of other general purpose machinery	8	301	1	5	223	221	2	19338	16411	2912	15
29197 & 29198 & 29199	Dish washing machines IMR of gen. purpose machinery Other general purpose machinery	3	284	1	3	91	88	3	3887	3768	119	
292	Special-purpose machinery	142	289	1	1079	11605	11568	37	2283160	1611638	650401	21121
2921	Agricultural & forestry machinery	90	290	1	92	4879	4853	26	959859	795310	145020	19529
29211	Agricultural tractors	9	267	1	2	1266	1249	17	605175	467101	134113	3961
29212	Agricultural & forestry machinery	17	301	1	14	269	269		15627	14348	1266	13
29214	Harvesting machinery	27	298	1	30	492	491	1	27435	25281	2054	100
29215 & 29216	Spraying machinery for agriculture Self-loading/unloading agri. trailers	4	298	1	3	151	151		4977	4864	110	3
29217 & 29218	Other agricultural or forestry machines IMR of agricultural machinery	33	282	2	43	2701	2693	8	306645	283716	7477	15452

Industry Code	Major Groups & Industries	No. of reporting establishments	Average No. of days factories worked during the year	Average No. of shifts factories worked during the year	No. of working proprietors and unpaid family workers	Average daily employment			Employment cost during the year			
						Total	Male	Female	Total	Wages and salaries	Other cash payment	Payments in kind
1	2	3	4	5	6	7	8	9	10	11	12	13
2922	Manufacture of machine tools	7	275	1	933	2484	2484		494468	329661	164806	1
29221	Portable hand-held power tools	4	257	1	928	2394	2394		489128	324397	164731	
29222 & 29224 & 29226	Machine tools for working metals etc Other machine tools for working metals Welding tools & hot spraying machines	3	300	1	5	90	90		5340	5264	75	1
2923 & 2924	Machinery for metallurgy Mining & quarrying machinery	5	288	1	11	429	428	1	53125	46493	6632	
29231 & 29244 & 29246 & 29247	Machinery for metallurgy & parts Foundry moulds forming machinery Machinery parts for mining, quarrying IMR of construction machinery	5	288	1	11	429	428	1	53125	46493	6632	
2925	Machinery for food & tobacco processing	12	300	1	7	2513	2504	9	636027	331277	303558	1192
29251	Machinery for food & tobacco processing	12	300	1	7	2513	2504	9	636027	331277	303558	1192
2926	Textile & leather production machinery	13	281	1	18	646	645	1	68315	41451	26792	72
29261	Spinning, weaving & knitting machinery	3	303	1	4	96	95	1	8373	8127	246	
29262	Other machinery for textile production	3	302	1	4	87	87		5623	5138	485	
29264	Parts of machinery for textile	3	301	1	4	64	64		4374	4118	184	72
29265	Household sewing machines	4	233	1	6	399	399		49945	24068	25877	
2927	Weapons & ammunition	10	276	1	12	374	374		43872	41815	1730	327
29271	Weapons & ammunition & parts	10	276	1	12	374	374		43872	41815	1730	327
2929	Other special-purpose machinery	5	306	1	6	280	280		27494	25631	1863	
29292 & 29293 & 29294 & 29299	Printing & book-binding machinery Misc. special purpose machinery IMR of special purpose machinery n.e.c Special-purpose machinery n.e.c	5	307	1	6	280	280		27494	25631	1863	
293	Domestic appliances n.e.c.	162	247	1	176	9419	9342	77	993028	977228	13820	1980
2930	Electric domestic appliances	162	247	1	176	9419	9342	77	993028	977228	13820	1980
29301	Electric domestic appliances	125	241	1	133	8492	8430	62	928041	913819	12479	1743
29302	Other electric domestic appliances	8	267	1	8	194	193	1	17928	17541	360	27
29303	Parts of electric domestic appliances	19	265	1	18	389	388	1	19873	19071	707	95
29304 & 29305	IMR of professional electric appliances Non-electric domestic appliances	6	268	1	11	130	118	12	6302	6094	208	
29306 & 29307	Parts of non-electric domestic appliances IMR of Industrial machinery	4	289	1	6	214	213	1	20884	20703	66	115
31	ELECTRICAL MACHINERY & APPARATUS N.E.C.	67	296	1	100	13287	13244	43	1391844	1269980	99225	22639
311	DC motors, generators & transformers	19	300	1	27	7551	7544	7	708342	676696	31578	68
3110	DC motors, generators & transformers	19	300	1	27	7551	7544	7	708342	676696	31578	68
31102 & 31103	Universal AC/DC motors & AC generators Electric generating sets & converters	5	292	1	4	439	439		210732	180073	30659	
31104 & 31106	Electrical transformers Motors/generators/transformers parts	5	297	1	12	455	453	2	41926	41051	875	
31107 & 31109	IMR of motors, gener. & transformers Elec. motors, gener. & transformers nec	9	307	1	11	6657	6652	5	455684	455572	44	68
312	Electricity distri. & control apparatus	12	277	1	14	454	445	9	47670	45513	1384	773
3120	Electricity distri. & control apparatus	12	277	1	14	454	445	9	47670	45513	1384	773
31201 & 31202	Control apparatus for > = 1000 V Control apparatus for < or = 1000 V	4	284	1	5	225	225		31428	29861	884	683
31203 & 31204	Electrical boards Parts of electricity control apparatus	8	273	1	9	229	220	9	16242	15652	500	90
313	Insulated wire & cables	7	305	1	15	329	326	3	41255	36414	4753	88
3130	Insulated wire & cables	7	305	1	15	329	326	3	41255	36414	4753	88
31301	Insulated wire and cable	7	305	1	15	329	326	3	41255	36414	4753	88
314	Accumulators, cells & batteries	10	290	1	9	2666	2659	7	369077	315730	39605	13742
3140	Accumulators, cells & batteries	10	290	1	9	2666	2659	7	369077	315730	39605	13742
31401	Primary cells & batteries & parts	10	290	1	9	2666	2659	7	369077	315730	39605	13742
315	Electric lamps & lighting equipment	9	297	2	25	1726	1721	5	169597	140728	20992	7877
3150	Electric lamps & lighting equipment	9	297	2	25	1726	1721	5	169597	140728	20992	7877
31501	Electric lamps	4	297	2	16	1237	1233	4	126904	105542	14060	7302
31502	Lamps lighting fittings											
31503	Other lamps & lighting fittings	5	297	1	9	489	488	1	42693	35186	6932	575
319	Other electrical equipment n.e.c.	10	308	1	10	561	549	12	55903	54899	913	91
3190	Other electrical equipment n.e.c	10	308	1	10	561	549	12	55903	54899	913	91
31901	Ignition of other wiring sets											
31903	Other electrical equipment & parts	10	308	2	10	561	549	12	55903	54899	913	91
32	RADIO, TV & COMMUNICATION EQUIPMENT	14	283	1	4	3290	2977	313	548741	504731	43754	256
321	Electronic valves & tubes etc.	4	305	1	3	453	158	295	34092	30955	3137	
322	TV, radio & telegraphy apparatus	5	265	1		2705	2689	16	501347	460614	40547	186
323	Sound/video apparatus of TV & radio	5	284	1	1	132	130	2	13302	13162	70	70
33	MEDICAL & OPTICAL INSTRUMENTS	95	293	1	165	9319	8593	726	980939	923599	51884	5456
331	Medical & measuring instruments	91	293	1	158	9089	8369	720	947583	890507	51620	5456
3311	Medical/surgical/orthopaedic equipment	81	295	1	150	6142	5599	543	616680	602488	12482	1710

Industry Code	Major Groups & Industries	No. of reporting establishments	Average No. of days factories worked during the year	Average No. of shifts factories worked during the year	No. of working proprietors and unpaid family workers	Average daily employment			Employment cost during the year			
						Total	Male	Female	Total	Wages and salaries	Other cash payment	Payments in kind
1	2	3	4	5	6	7	8	9	10	11	12	13
3312	Measuring instruments & appliances	10	273	1	8	2947	2770	177	330903	288019	39138	3746
332 & 333	Optical & photographic equipment Watches & clocks	4	296	1	7	230	224	6	33356	33092	264	
34	MOTOR VEHICLES & TRAILERS	139	292	1	125	20141	19778	363	3856680	3569969	187331	99380
341	Motor vehicles	12	286	1	2	8158	8104	54	2011523	1816606	112252	82665
3410	Motor vehicles	12	286	1	2	8158	8104	54	2011523	1816606	112252	82665
34102	Passenger cars, jeep etc	6	290	2	1	6,155	6,112	43	#####	1,180,727	10,458	81,692
34103 & 34104	Motor vehicles for > or = 10 persons Motor vehicles for transport of goods	6	290	2	1	2,003	1,992	11	738,646	635,879	101,794	973
342	Bodies for motor vehicles & trailers	4	296	1	5	413	393	20	33929	29945	2072	1912
3420	Bodies for motor vehicles & trailers	4	296	1	5	413	393	20	33929	29945	2072	1912
34201 & 34202 & 34204	Bodies for motor vehicles Bodies for trailer & semi-trailers Reconditioning of motor vehicles	4	890	4	5	413	393	20	33,929	29,945	2,072	1,912
343	Parts & accessories for motor vehicles	123	292	1	118	11570	11281	289	1811228	1723418	73007	14803
3430	Parts & accessories for motor vehicles	123	292	1	118	11570	11281	289	1811228	1723418	73007	14803
34301	Parts of engines	10	298	1	2	1403	1397	6	423394	417613	5369	412
34302	Other parts for motor vehicles	85	289	1	104	7861	7660	201	972366	910278	52992	9096
34303 & 34304	Safety seat belts, airbags etc Assembly of motor vehicles parts n.e.c	18	278	2	6	1,911	1,904	7	389,009	370,713	13,679	4,617
34305	MR of motor vehicles	10	302	1	6	395	320	75	26459	24814	967	678
35	OTHER TRANSPORT EQUIPMENT	47	292	1	64	14231	13989	242	3063577	3001604	61163	810
351 & 352 & 353	Building & repair of ships & boats Railway locomotives & rolling stock Aircraft & spacecraft	3	326	1		5668	5631	37	1979652	1921260	58392	
3511 & 3520 & 3530	Building & repair of ships Railway locomotives & rolling stock Aircraft and spacecraft	3	327	1		5668	5631	37	1979652	1921260	58392	
35112 & 35201 & 35309	Building & repair of transport Rail locomotives & locomotive tenders Other parts of aircraft and spacecraft	3	328	1		5668	5631	37	1979652	1921260	58392	
359	Transports equipment n.e.c	44	290	1	64	8563	8358	205	1083925	1080344	2771	810
3591	Motorcycles	34	294	1	47	6862	6657	205	900541	897780	2114	647
35911	Motorcycles & three wheelers	17	290	1	12	5730	5677	53	834978	834023	838	117
35919	Other motor-cycle & parts	17	299	1	35	1132	980	152	65563	63757	1276	530
3592	Bicycles & invalid carriages	10	274	1	17	1701	1701		183384	182564	657	163
35922	Parts & accessories of bicycles etc	7	261	1	3	355	355		17612	16848	601	163
35929	Other cycles including tricycles	3	306	1	14	1346	1346		165772	165716	56	
36	FURNITURE	130	296	1	209	10527	9762	765	1134700	1086645	31327	16728
361	Furniture	38	287	1	64	1087	1076	11	72322	70628	1206	488
3610	Furniture	38	287	1	64	1087	1076	11	72322	70628	1206	488
36101	Furniture & fixtures made of wood etc	27	279	1	41	532	529	3	31958	30901	689	368
36102 & 36103	Furniture & fixtures primarily of metal Furniture & fixtures of plastics	7	304	1	8	287	284	3	16387	15843	444	100
36104	Coir foam mattresses & pillows etc	4	307	1	15	268	263	5	23977	23884	73	20
369	Manufacturing n.e.c	92	300	1	145	9440	8686	754	1062378	1016017	30121	16240
3691 & 3692	Jewellery & related articles Musical instruments	4	305	1		54	54		1219	1204	15	
36912 & 36921	Jewellery & related articles Musical instruments & parts	4	305	1		54	54		1219	1204	15	
3693 & 3694	Sports goods Games & toys	52	305	1	87	4573	4466	107	612034	584012	12707	15315
36931 & 36939 & 36941	Sports goods Other sports & athletic goods n.e.c Dolls & toys	52	305	1	87	4573	4466	107	612034	584012	12707	15315
3699	Other manufacturing n.e.c	36	292	1	58	4813	4166	647	449125	430801	17399	925
36992	Brooms & brushes	3	296	1		257	198	59	51520	51102	277	141
36994	Writing implements	8	310	2	14	1602	1550	52	261951	246931	14236	784
36995	Umbrellas, walking-sticks & buttons	3	298	1		88	63	25	8345	5987	2358	
36998	Lighters, matches & liquid gas fuels	22	283	1	44	2866	2355	511	127309	126781	528	
37	RECYCLING	30	319	1	30	520	498	22	39680	36544	2428	708
37102	Shipbreaking services	30	319	1	30	520	498	22	39680	36544	2428	708

Industry Code	Industry Major Groups and Industries	No. of reporting establishments	Average daily employment			Employment cost during the year			
			Total	Male	Female	Total	Wages and salaries	Other cash payments	Payments in kind
1	2	3	4	5	6	7	8	9	10
D	ALL INDUSTRIES	6417	751586	720844	30742	92547365	82718791	7953898	1874676
15	FOOD PRODUCTS & BEVERAGES	1860	94421	91780	2641	9439552	8473816	778669	187067
151	Meat, fruit, vegetables, oils & fats	686	20185	19877	308	1545601	1464479	58862	22260
1511	Meat & meat products	3	174	174		6936	6934		2
15112 &	Processing of wool, hides & skins								
15115	Poultry and other slaughtering	3	174	174		6936	6934		2
1512	Fish & fish products	8	304	230	74	18396	18346	35	15
15121 &	Fish & fish products								
15123 &	Fish meal, inedible								
15124	Fish & fish products n.e.c	8	304	230	74	18396	18346	35	15
1513	Fruits, vegetables & edible nuts	24	2115	2084	31	194584	191058	1223	2303
15131 &	Processing of potatoes								
15132	Cooking of potatoes & products	3	70	66	4	5911	5911		
15133	Fruit and vegetable juices	12	1747	1747		170213	166746	1205	2262
15135 &	Processing of fruits, vegetables & nuts								
15136	Processing of vegetable residues	9	298	271	27	18460	18401	18	41
1514	Vegetable & animal oils & fats	651	17592	17389	203	1325685	1248141	57604	19940
15141	Animal & vegetable, oils & fats, crude	6	197	197		7684	5693	1991	
15142	Cotton ginning	540	11850	11680	170	773197	729841	29805	13551
15143	Oil cake and other solid residues	10	172	172		7212	6355	857	
15144	Refined oils & fats	92	5181	5148	33	511906	480566	24951	6389
15145 &	Vegetable waxes								
15149	Animal & vegetable oils & fats, n.e.c	3	192	192		25686	25686		
152	Dairy products	47	11303	11188	115	1761274	1642709	111021	7544
1520	Dairy products	47	11303	11188	115	1761274	1642709	111021	7544
15201	Processed liquid milk & cream	9	2026	2026		297340	291272		6068
15202	Milk & cream in solid forms	9	3873	3821	52	619583	617166	958	1459
15203 &	Butter & ghee								
15204	Cheese & curd	5	163	158	5	6937	6422	500	15
15205	Other dairy products	7	4253	4198	55	795732	686817	108915	
15206	Ice cream & other edible ice	17	988	985	3	41682	41032	648	2
153	Grain mill products & animal feed	901	16879	15464	1415	1345918	996297	257019	92602
1531	Grain mill products	858	13300	11893	1407	777043	617945	107857	51241
15311	Rice Husking	315	5734	4452	1282	172842	167243	5030	569
15312 &	Cereal & vegetable flour milling								
15313	Cereal grain products	524	7276	7151	125	554913	402887	102088	49938
15314 &	Rice milling								
15319	Other grain milling n.e.c	19	290	290		49288	47815	739	734
1532	Starches & starch products	10	2054	2046	8	425432	236044	148377	41011
15322	Starches & starch products	10	2054	2046	8	425432	236044	148377	41011
1533	Animal feeds	33	1525	1525		143443	142308	785	350
15331 &	Animal feeds								
15332	Lucerne (alfalfa) meal & pellets	33	1525	1525		143443	142308	785	350
154	Other food products	190	42615	41919	696	4397872	4018848	322893	56131
1541	Bakery products	64	3074	2704	370	354140	284708	55246	14186
15411	Bread, fresh pastry & cake	22	521	516	5	25792	23412	1959	421
15412	Rusks, biscuits	38	1942	1623	319	256490	189438	53287	13765
15419	Other bakery products n.e.c	4	611	565	46	71858	71858		
1542	Sugar	72	33099	33099		2955261	2686981	246589	21691
15421	Sugar	72	33099	33099		2955261	2686981	246589	21691
1543	Cocoa, chocolate & sugar confectionery	30	2550	2345	205	259358	233785	15352	10221
15432 &	Chocolate & sugar confectionery								
15439	Chocolate & sugar confectionery n.e.c	33	1525	1525		143443	142308	785	350
1549	Other farinaceous products n.e.c.	24	3892	3771	121	829113	813374	5706	10033
15491	Processing & blending of tea	11	889	831	58	385198	369907	5258	10033
15493	Preparing homogenised & dietetic food	3	2601	2575	26	190888	190888		
15494	Condiments & seasonings	5	284	284		246904	246695	209	
15495 &	Vegetable saps & extracts								
15499	Other food products n.e.c.	5	118	81	37	6123	5884	239	
155	Beverages	36	3439	3332	107	388887	351483	28874	8530
1551 &	Spirits; ethyl alcohol								
1553 &	Malt liquors & malt								
1554	Soft drinks; mineral water	35	3049	2942	107	351516	318588	24398	8530
15510 &	Spirits; ethyl alcohol								
15532 &	Malt, whether or not roasted								
15541	Aerated drinks; mineral waters	12	464	456	8	28189	27499	639	51
15542 &	Soft drinks								
15549	Other non-alcoholic beverages	23	2585	2486	99	323327	291089	23759	8479
16	TOBACCO PRODUCTS	13	3858	3858		1105986	1060207	45759	20
17	MANUFACTURE OF TEXTILES	1329	370701	361032	9669	37717642	35409427	1976372	331843
171	Textile spinning, weaving & finishing	1081	332460	324324	8136	34418548	32283185	1831055	304308
1711	Spinning of textiles	504	217211	213396	3815	19812682	18832475	897627	82580
17111	Spinning of natural textile fibres	68	4051	4048	3	309533	304072	5293	168

Industry Code	Industry Major Groups and Industries	No. of reporting establishments	Average daily employment			Employment cost during the year			
			Total	Male	Female	Total	Wages and salaries	Other cash payments	Payments in kind
1	2	3	4	5	6	7	8	9	10
17112	Spinning of man-made staple fibres	11	6948	6948		1014580	903913	93110	17557
17113	Textile yarn & thread of natural fibres	313	155712	152695	3017	12936493	12265132	613466	57895
17114	Text. yarn & thread of MM staple fibres	101	49430	48635	795	5472287	5281309	184018	6960
17115	Processing of textile waste	11	1070	1070		79789	78049	1740	
1712	Textile fabrics	266	79319	75789	3530	10574387	9840660	599856	133871
17121	Fabrics other than cotton	47	3367	3113	254	270784	251350	8876	10558
17122	Cotton fabrics	130	56701	54281	2420	6322035	5816481	394315	111239
17123	Fabrics of man-made filaments	29	12035	11369	666	3237108	3052756	182905	1447
17124	Pile fabrics, terry towelling etc	56	7136	6946	190	742157	717789	13744	10624
17125	Weaving of fabrics on khadi / handloom	4	80	80		2303	2284	16	3
1713	Finishing of textiles	311	35930	35139	791	4031479	3610050	333572	87857
17131	Finishing of textile fibres & yarn	129	11939	11449	490	1543959	1436148	34802	73009
17132	Bleaching & dyeing of fabrics	145	11599	11530	69	1369626	1128589	226299	14738
17133	Printing services of fabrics	21	1196	1193	3	62736	57830	4896	10
17134	Finishing of textiles (khadi/handloom)	12	367	362	5	23726	20734	2892	100
17139	Other textile finishing n.e.c.	4	10829	10605	224	1031432	966749	64683	
172	Other textiles	140	19203	18733	470	1524533	1391158	117977	15398
1721	Made-up textile articles, not apparel	73	15047	14694	353	1101297	1000654	89702	10941
17211	Made-up textile articles for household	26	4891	4636	255	494352	465246	26119	2987
17212	Other made-up textile articles	47	10156	10058	98	606945	535408	63583	7954
1722	Carpets & rugs	20	1050	1020	30	82730	79681	2232	817
17221	Carpets & rugs (other than by hand)	13	612	604	8	52968	51894	1074	
17222	Carpets & rugs (hand made)	7	438	416	22	29762	27787	1158	817
1723	Cordage, rope, twine & netting	17	1647	1647		141683	123623	17137	923
17231	Cordage, rope, twine & netting	3	743	743		72376	72376		
17234	Embroidery & zari work by hand	14	904	904		69307	51247	17137	923
1729	Other textiles n.e.c.	30	1459	1372	87	198823	187200	8906	2717
17291	Narrow woven fabrics & embroidery	14	547	520	27	37275	36763	299	213
17293	Other made up textiles								
17299	Other textiles n.e.c.	16	912	852	60	161548	150437	8607	2504
173	Knitted & crocheted fabrics & articles	108	19038	17975	1063	1774561	1735084	27340	12137
1730	Knitted & crocheted fabrics	108	19038	17975	1063	1774561	1735084	27340	12137
17301	Knitted & crocheted fabrics	28	5639	5555	84	588706	574385	8872	5449
17302	Knitted/crocheted cotton text: articles	10	1211	1176	35	117371	113997	85	3289
17303	Knitted/crocheted woollen text: articles	48	6736	6448	288	634809	614418	17242	3149
17304	Knitted/crocheted synthetic articles	16	4817	4215	602	380493	379369	874	250
17309	Knitted/crocheted articles n.e.c	6	635	581	54	53182	52915	267	
18	WEARING APPAREL	326	54016	47728	6288	5883842	5636281	223867	23694
181 & 182	Wearing apparel, except fur apparel								
1810 & 1820	Articles of fur	326	54016	47728	6288	5883842	5636281	223867	23694
18101	Clothes of leather & substitutes	14	4636	4533	103	547070	510236	35394	1440
18102	Workwear	6	392	390	2	25148	24780	368	
18103	Outerwear	47	5488	4878	610	843189	825636	13595	3958
18104	Other outerwear	34	7455	5712	1743	906639	878422	25956	2261
18105	Underwears	55	5377	4626	751	541485	494861	44154	2470
18106	Babies' garments & clothing accessories	87	8216	6914	1302	772394	687660	78067	6667
18107	Clothing accessories of leather	74	22124	20347	1777	2230635	2198219	25565	6851
18109 & 18201	Wearing apparel & accessories n.e.c								
18201	Tanned or dressed furskins	9	328	328		17282	16467	768	47
19	LEATHER PRODUCTS	142	13847	13569	278	1366497	1215161	120378	30958
191	Tanning & dressing of leather	106	6101	5935	166	599951	574127	21655	4169
1911	Tanning & dressing of leather	87	4693	4689	4	494292	473021	18086	3185
19111	Tanning & dressing of leather	64	2847	2846	1	292668	275055	14643	2970
19113	Tanning of sheep, goat leather	11	1088	1088		135199	134925	63	211
19114 & 19115	Tanning/dressing of other animal leathe								
19115	Leather waste, dust, powder & flour	12	758	755	3	66425	63041	3380	4
1912	Luggage, saddlery & harness	19	1408	1246	162	105659	101106	3569	984
19120	Luggage, saddlery & harness	19	1408	1246	162	105659	101106	3569	984
192	Footwear	36	7746	7634	112	766546	641034	98723	26789
1920	Footwear	36	7746	7634	112	766546	641034	98723	26789
19201 & 19202 & 19204	Footwear								
19202 & 19204	Sports footwear								
19204	Parts of footwear	36	7746	7634	112	766546	641034	98723	26789
20	WOOD & WOOD PRODUCTS	62	3293	3228	65	179804	172761	5292	1751
201	Sawmilling & planing of wood	5	357	357		9052	8653	113	286
2010	Sawmilling & planing of wood	5	357	357		9052	8653	113	286
20101 & 20102 & 20103	Sawmilling or chipping of wood								
20102 & 20103	Shaping of wood								
20103	Treating wood with preservatives	5	357	357		9052	8653	113	286

Industry Code	Industry Major Groups and Industries	No. of reporting establishments	Average daily employment			Employment cost during the year			
			Total	Male	Female	Total	Wages and salaries	Other cash payments	Payments in kind
1	2	3	4	5	6	7	8	9	10
202	Products of wood	57	2936	2871	65	170752	164108	5179	1465
2021	Plywood, panels & boards	52	2839	2787	52	168293	161683	5148	1462
20211	Panels & boards	45	2559	2507	52	158698	152305	5090	1303
20212	Veneer sheets; plywood; densified wood	7	280	280		9595	9378	58	159
2023 &	Wooden containers								
2029	Other products of wood	5	97	84	13	2459	2425	31	3
20231 &	Wooden containers								
20291 &	Other products of wood								
20293	Repair of wooden products n.e.c	5	97	84	13	2459	2425	31	3
21	PAPER & PAPER PRODUCTS	133	11174	10840	334	1414651	1206263	147590	60798
210	Paper & paper products	133	11174	10840	334	1414651	1206263	147590	60798
2101	Pulp, paper & paperboard	44	8247	7952	295	1222091	1032585	130939	58567
21012	Paper and paperboard	6	2901	2843	58	565123	471093	64728	29302
21013 &	Tissue / uncoated paper & paperboard								
21014	Other uncoated paper & paperboard	16	439	438	1	35473	34351	1072	50
21016 &	Processing of paper & paperboard								
21017	Waste & scrap of paper & board	22	4907	4671	236	621495	527141	65139	29215
2102	Containers of paper & paperboard	73	2479	2446	33	150866	135683	14404	779
21021 &	Containers of paper & paperboard								
21029	Containers of paper & board n.e.c	73	2479	2446	33	150866	135683	14404	779
2109	Other articles of paper&paperboard	16	448	442	6	41694	37995	2247	1452
21091	Household & toilet paper products	9	213	213		14646	11493	1706	1447
21092 &	Paper stationery								
21093	Wallpaper	3	115	109	6	9000	8995		5
21099	Other articles of paper n.e.c	4	120	120		18048	17507	541	
22	PUBLISHING, PRINTING & REPRODUCTION	47	3008	2870	138	571539	409634	108780	53125
221	Publishing	16	538	532	6	71245	68411	2349	485
2211 &	Printing & publication of books etc								
2212	Publishing of newspapers & journals	13	459	453	6	54833	52748	1601	484
2213 &	Publishing of music								
2219	Other publishing	3	79	79		16412	15663	748	1
222	Printing	31	2470	2338	132	500294	341223	106431	52640
2221	Printing	8	1440	1308	132	376012	232808	92135	51069
2222	Service activities of printing	23	1030	1030		124282	108415	14296	1571
23	PETROLEUM	30	2416	2407	9	1545087	1500470	27198	17419
232	Refined petroleum products	30	2416	2407	9	1545087	1500470	27198	17419
23201	Refined petroleum products	18	2087	2078	9	1432386	1407139	13574	11673
23202	Petroleum gases	7	229	229		103889	86735	12151	5003
23203 &	Other petroleum products								
23205	Refined petroleum products n.e.c	5	100	100		8812	6596	1473	743
24	CHEMICALS & CHEMICAL PRODUCTS	494	48007	40618	7389	11386010	10069607	908681	407722
241	Basic chemicals	98	10325	10127	198	4371763	3754416	491388	125959
2411	Basic chemicals	63	4224	4213	11	760809	647237	106973	6599
24111	Industrial gases	11	623	623		53535	50399	2918	218
24112	Dyes & pigments	12	588	587	1	211962	151506	59624	832
24113	Inorganic acids & compounds	12	1317	1310	7	140945	110189	30656	100
24114	Chemical elements	11	1008	1008		227480	218536	8516	428
24115	Other basic inorganic chemicals n.e.c	6	203	203		34466	28124	4579	1763
24116	Other basic organic chemicals	8	216	213	3	49922	49456	334	132
24117	Basic organic chemical products	3	269	269		42499	39027	346	3126
2412	Fertilizers & Nitrogen compounds	16	4139	3969	170	2861556	2375536	368739	117281
24121 &	Fertilizers & Nitrogen compounds								
24129	Other fertilizers n.e.c.	16	4139	3969	170	2861556	2375536	368739	117281
2413	Plastics & synthetic rubber	19	1962	1945	17	749398	731643	15676	2079
24131	Plastics in primary forms	4	290	274	16	39479	38080	1299	100
24132	Other plastics in primary forms	8	1248	1248		627206	624329	2403	474
24134	Synthetic rubber in primary forms	7	424	423	1	82713	69234	11974	1505
242 &	Other chemical products								
243	Man-made fibres	396	37682	30491	7191	7014247	6315191	417293	281763
2421	Pesticides & agrochemical products	14	819	763	56	78513	68339	9856	318
24210	Pesticides & agrochemical products	14	819	763	56	78513	68339	9856	318
2422	Paints, varnishes, printing ink	27	981	981		187328	183682	3186	460
24221	Paints & varnishes of polymers	20	600	600		134803	132209	2266	328
24222	Other paints & varnishes etc	7	381	381		52525	51473	920	132
2423	Pharmaceuticals	228	22671	16114	6557	4290478	3883063	233803	173612
24231	Basic pharmaceuticals	6	211	124	87	12368	12159	149	60
24233	Pharmaceutical preparations	186	20202	13944	6258	3997410	3609857	229624	157929
24234 &	Other pharmaceutical preparations								
24235	Surgical instruments	12	495	440	55	73721	67244	3677	2800
24239	Other pharmaceutical products n.e.c	24	1763	1606	157	206979	193803	353	12823

Industry Code	Industry Major Groups and Industries	No. of reporting establishments	Average daily employment			Employment cost during the year			
			Total	Male	Female	Total	Wages and salaries	Other cash payments	Payments in kind
1	2	3	4	5	6	7	8	9	10
2424	Soaps & detergents	94	5903	5329	574	889506	759617	114290	15599
24243	Soaps & detergents	69	4230	3996	234	615385	488877	112660	13848
24244 &	Odiferous preparations and waxes								
24245 &	Agarbatti etc								
24246	Perfumes & toilet preparations	25	1673	1333	340	274121	270740	1630	1751
2429 &	Other chemical products								
2430	Man-made fibres	33	7308	7304	4	1568422	1420490	56158	91774
24291	Explosives								
24292	Glues and gelatines	11	825	821	4	89943	87742	1600	601
24293	Essential oils								
24296	Other chemical products	5	129	129		7097	6707	9	381
24297 &	Misc. other chemical products n.e.c								
24301	Synthetic fibre	17	6354	6354		1471382	1326041	54549	90792
25	RUBBER & PLASTICS PRODUCTS	170	7048	6923	125	938512	895268	19082	24162
251	Rubber products	28	1392	1362	30	287669	264877	5276	17516
2511	Rubber tyres & tubes; retreading	14	768	760	8	248395	229861	1290	17244
25111 &	Rubber tyres & tubes								
25112	Retreading pneumatic rubber tyres	14	768	760	8	248395	229861	1290	17244
2519	Other rubber products	14	624	602	22	39274	35016	3986	272
25191	Other rubber products	9	402	391	11	20452	16354	3826	272
25192 &	Vulcanised & hard rubber articles								
25199	Other rubber products n.e.c	5	222	211	11	18822	18662	160	
252	Plastic products	142	5656	5561	95	650843	630391	13806	6646
2520	Plastic products	142	5656	5561	95	650843	630391	13806	6646
25201	Plastic plates, sheets & tubes	42	1281	1266	15	119627	116582	2482	563
25202	Packaging products of plastic	53	3029	2999	30	382726	368292	8991	5443
25203	Builders' ware plastic	9	272	272		20955	19993	962	
25204	Other plastic products	38	1074	1024	50	127535	125524	1371	640
26	OTHER NON-METALLIC MINERAL PRODUCTS	482	32635	31436	1199	4508905	4151012	322118	35775
261	Glass & glass products	34	8215	8169	46	974503	947038	25913	1552
2610	Glass & glass products	34	8215	8169	46	974503	947038	25913	1552
26101	Flat glass	5	531	529	2	57175	40424	16519	232
26102	Shaping & processing of flat glass	6	796	796		65943	59139	6804	
26103	Hollow glass	10	6171	6171		805905	805893		12
26104 &	Glass fibres								
26105	Other glass, processed	7	304	276	28	13200	13049	131	20
26106	Other glassware including bangles	6	413	397	16	32280	28533	2459	1288
269	Non-metallic mineral products n.e.c.	448	24420	23267	1153	3534402	3203974	296205	34223
2691	Non-refractory ceramic ware	97	2521	2406	115	303161	290509	11766	886
26911	Ceramic household & ornaments	57	1289	1174	115	89526	79833	8927	766
26912	Sanitary ceramic fixtures	36	668	668		36205	33483	2602	120
26913	Ceramic insulators	4	564	564		177430	177193	237	
2692	Refractory ceramic products	6	1124	1124		114173	113867	304	2
26920	Refractory ceramic products	6	1124	1124		114173	113867	304	2
2693	Structural clay & ceramic products	155	7356	6337	1019	452081	449309	850	1922
26931	Ceramic tiles & flags	4	977	977		194057	191395	820	1842
26932	Construction products in baked clay	151	6379	5360	1019	258024	257914	30	80
2694	Cement, lime & plaster	30	10434	10434		2470229	2176930	263685	29614
26941	Cement	30	10434	10434		2470229	2176930	263685	29614
2695	Articles of concrete, cement & plaster	24	1085	1075	10	89178	75562	13438	178
26951 &	Concrete products for construction								
26955	Articles of fibre cement	24	1085	1075	10	89178	75562	13438	178
2696	Cutting, shaping & finishing of stone	132	1766	1757	9	84669	80216	2877	1576
26960	Ornamental & building stone articles	132	1766	1757	9	84669	80216	2877	1576
2699	Other non-metallic mineral products	4	134	134		20911	17581	3285	45
26991 &	Abrasive products								
26992	Non-metallic mineral products n.e.c	4	134	134		20911	17581	3285	45
27	BASIC METALS	291	24096	24040	56	5853747	2936248	2324569	592930
271	Basic iron & steel	245	22715	22660	55	5591200	2683221	2317183	590796
2711	Basic iron & steel	76	16293	16293		4912681	2103355	2226792	582534
27111 &	Products of iron & steel								
27112	Ferro alloys	8	14003	14003		4610734	1820676	2215460	574598
27113	Ingots, billets	43	1711	1711		242938	228873	7648	6417
27114 &	Stainless steel products								
27118 &	Hot-rolled rods & bars								
27119	Heavy sections of steel	25	579	579		59009	53806	3684	1519
2712	Tubes and tube fittings	51	2747	2724	23	346674	274140	71849	685
27121	Tubes & tube fittings of cast iron	13	376	376		52623	52282	198	143
27122	Steel tubes & fittings	38	2371	2348	23	294051	221858	71651	542
2713	Other first processed iron & steel	118	3675	3643	32	331845	305726	18542	7577
27131 &	Cold-drawn products								
27132	Cold-rolled narrow strip	47	1632	1632		172645	167493	3683	1469
27133	Cold-formed / folded products of iron	68	1896	1864	32	149448	128483	14859	6106

Industry Code	Industry Major Groups and Industries	No. of reporting establishments	Average daily employment			Employment cost during the year			
			Total	Male	Female	Total	Wages and salaries	Other cash payments	Payments in kind
1	2	3	4	5	6	7	8	9	10
27134	Wires	3	147	147		9752	9750		2
272	Basic precious & non-ferrous metals	41	1238	1237	1	223439	214151	7333	1955
2721 &	Basic precious metals								
2722	Aluminium & its products	25	874	874		183462	180079	2682	701
27211 &	Silver								
27221 &	Aluminium, unwrought; alumina								
27222	Semi-finished products of aluminium	22	807	807		179343	176472	2268	603
27229	Other aluminium products	3	67	67		4119	3607	414	98
2723	Lead, zinc, tin & products	3	39	38	1	2141	1971	90	80
27232	Lead, zinc, tin & their alloys	3	39	38	1	2141	1971	90	80
2724	Copper products	13	325	325		37836	32101	4561	1174
27241 &	Copper, copper mattes								
27242	Semi-finished products of copper	13	325	325		37836	32101	4561	1174
273	Casting of metals	5	143	143		39108	38876	53	179
2731	Casting of iron & steel	5	143	143		39108	38876	53	179
27311 &	Casting of iron								
27312	Casting of steel	5	143	143		39108	38876	53	179
28	FABRICATED METAL PRODUCTS	144	6817	6432	385	756884	617157	128936	10791
281	Structural metal products	27	879	852	27	90880	77084	13382	414
2811	Structural metal products	12	483	468	15	57075	45190	11606	279
28111	Metal structures & parts	8	418	403	15	54746	43086	11505	155
28112 &	Repairs of metal structures								
28113 &	Builders' carpentry & joinery of metal								
28119	Other structural metal products	4	65	65		2329	2104	101	124
2812	Tanks & containers	15	396	384	12	33805	31894	1776	135
28121	Tanks & containers	11	324	324		24319	22922	1396	1
28122	Radiators & boilers	4	72	60	12	9486	8972	380	134
289	Other fabricated metal products	117	5938	5580	358	666004	540073	115554	10377
2892 &	Treating & coating of metals								
2893	Cutlery & general hardware	19	1490	1480	10	225697	155198	70377	122
28931 &	Cutlery								
28932	Hand tools	15	1337	1327	10	217448	148033	69295	120
28923 &	Mechanical engineering services								
28933 &	Locks & hinges								
28939	General hardware	4	153	153		8249	7165	1082	2
2899	Other fabricated metal products n.e.c	98	4448	4100	348	440307	384875	45177	10255
28991	Steel drums & containers	9	390	374	16	20783	17053	2713	1017
28992	Light containers of metals	8	255	255		29453	28133	353	967
28993	Wire products	29	2344	2019	325	308479	262780	37733	7966
28994	Fasteners, chains, springs etc	6	154	152	2	13365	12572	577	216
28995 &	Swords, cutlasses & similar arms								
28996	Other fabricated metal products	43	1181	1176	5	59977	56506	3382	89
28997	IMR of other metal products n.e.c	3	124	124		8250	7831	419	
29	MACHINERY & EQUIPMENT N.E.C.	372	19434	19105	329	2452878	1868241	544800	39837
291	General-purpose machinery	68	3166	2875	291	372303	296176	56707	19420
2911	Engines & turbines	5	101	101		6593	5802	753	38
29111 &	Engines								
29112 &	Turbines								
29113	Parts of turbines	5	101	101		6593	5802	753	38
2912	Pumps, compressors, taps & valves	22	696	692	4	122047	84405	24683	12959
29121	Hydraulic/pneumatic power engine/motors	4	194	190	4	17581	15781	1481	319
29122	Pumps for liquids	8	308	308		96631	61211	22960	12460
29123 &	Air or vacuum pumps								
29124 &	Taps, cocks & valves etc								
29125	IMR of pumps, taps & valves	10	194	194		7835	7413	242	180
2913	Driving elements	6	519	459	60	100536	74413	22789	3334
29131 &	Driving elements								
29132	Parts of driving elements	6	519	459	60	100536	74413	22789	3334
2914	Ovens, furnaces & furnace burners	3	221	141	80	12824	12792	32	
29141	Ovens, furnaces & furnace burners	3	221	141	80	12824	12792	32	
2915 &	Lifting & handling equipment								
2919	Other general-purpose machinery	32	1629	1482	147	130303	118764	8450	3089
29151 &	Lifting & handling equipment & Parts								
29191	Cooling & ventilation equipment	10	793	793		57470	55904	1112	454
29192	Gas generators & filtering apparatus	5	355	208	147	38459	32450	3776	2233
29193 &	Packing, weighing & spraying machinery								
29195	Machinery for temperature treatment	6	246	246		19830	18358	1085	387
29196	Parts of other general purpose machinery	8	174	174		13582	11178	2389	15
29197 &	Dish washing machines								
29198 &	IMR of gen. purpose machinery								
29199	Other general purpose machinery	3	61	61		962	874	88	
292	Special-purpose machinery	142	8540	8540		1512053	1016397	476529	19127

TABLE - 3.0 (B)

EMPLOYMENT AND EMPLOYMENT COST (PRODUCTION WORKERS)

PAKISTAN
2005-06
Values in '000' Rs

Industry Code	Industry Major Groups and Industries	No. of reporting establishments	Average daily employment			Employment cost during the year			
			Total	Male	Female	Total	Wages and salaries	Other cash payments	Payments in kind
1	2	3	4	5	6	7	8	9	10
2921	Agricultural & forestry machinery	90	3908	3908		570328	460050	92474	17804
29211	Agricultural tractors	9	877	877		312928	223764	85620	3544
29212	Agricultural & forestry machinery	17	193	193		10511	9546	952	13
29214	Harvesting machinery	27	391	391		16003	14771	1232	
29215 &	Spraying machinery for agriculture								
29216	Self-loading/unloading agri. trailers	4	95	95		2633	2541	89	3
29217 &	Other agricultural or forestry machines								
29218	IMR of agricultural machinery	33	2352	2352		228253	209428	4581	14244
2922	Manufacture of machine tools	7	1324	1324		344555	220196	124358	1
29221	Portable hand-held power tools	4	1256	1256		341336	217053	124283	
29222 &	Machine tools for working metals etc								
29224 &	Other machine tools for working metals								
29226	Welding tools & hot spraying machines	3	68	68		3219	3143	75	1
2923 &	Machinery for metallurgy								
2924	Mining & quarrying machinery	5	302	302		30448	27416	3032	
29231 &	Machinery for metallurgy & parts								
29244 &	Foundry moulds forming machinery								
29246 &	Machinery parts for mining, quarrying								
29247	IMR of construction machinery	5	302	302		30448	27416	3032	
2925	Machinery for food & tobacco processing	12	2005	2005		482696	240032	241482	1182
29251	Machinery for food & tobacco processing	12	2005	2005		482696	240032	241482	1182
2926	Textile & leather production machinery	13	494	494		40869	26468	14329	72
29261	Spinning, weaving & knitting machinery	3	73	73		6570	6424	146	
29262	Other machinery for textile production	3	69	69		3468	3083	385	
29264	Parts of machinery for textile	3	46	46		2322	2181	69	72
29265	Household sewing machines	4	306	306		28509	14780	13729	
2927	Weapons & ammunition	10	260	260		27104	26245	791	68
29271	Weapons & ammunition & parts	10	260	260		27104	26245	791	68
2929	Other special-purpose machinery	5	247	247		16053	15990	63	
29292 &	Printing & book-binding machinery								
29293 &	Misc. special purpose machinery								
29294 &	IMR of special purpose machinery n.e.c								
29299	Special-purpose machinery n.e.c	5	247	247		16053	15990	63	
293	Domestic appliances n.e.c.	162	7728	7690	38	568522	555668	11564	1290
2930	Electric domestic appliances	162	7728	7690	38	568522	555668	11564	1290
29301	Electric domestic appliances	125	7016	6985	31	531441	519638	10604	1199
29302	Other electric domestic appliances	8	154	154		5889	5604	270	15
29303	Parts of electric domestic appliances	19	299	299		12309	11717	517	75
29304 &	IMR of professional electric appliances								
29305	Non-electric domestic appliances	6	98	91	7	4488	4345	143	
29306 &	Parts of non-electric domestic appliances								
29307	IMR of Industrial machinery	4	161	161		14395	14364	30	1
31	ELECTRICAL MACHINERY & APPARATUS N.E.C	67	11587	11571	16	953404	886726	51756	14922
311	DC motors, generators & transformers	19	7008	7008		561115	547721	13392	2
3110	DC motors, generators & transformers	19	7008	7008		561115	547721	13392	2
31102 &	Universal AC/DC motors & AC generators								
31103	Electric generating sets & converters	5	384	384		137769	124535	13234	
31104 &	Electrical transformers								
31106	Motors/generators/transformers parts	5	371	371		33368	33210	158	
31107 &	IMR of motors, gener. & transformers								
31109	Elec. motors, gener. & transformers nec	9	6253	6253		389978	389976		2
312	Electricity distri. & control apparatus	12	334	325	9	22830	21475	737	618
3120	Electricity distri. & control apparatus	12	334	325	9	22830	21475	737	618
31201 &	Control apparatus for > = 1000 V								
31202	Control apparatus for < or = 1000 V	4	155	155		14559	13658	342	559
31203 &	Electrical boards								
31204	Parts of electricity control apparatus	8	179	170	9	8271	7817	395	59
313	Insulated wire & cables	7	267	267		21691	21533	90	68
3130	Insulated wire & cables	7	267	267		21691	21533	90	68
31301	Insulated wire and cable	7	267	267		21691	21533	90	68
314	Accumulators, cells & batteries	10	2128	2128		197389	159906	24802	12681
3140	Accumulators, cells & batteries	10	2128	2128		197389	159906	24802	12681
31401	Primary cells & batteries & parts	10	2128	2128		197389	159906	24802	12681
315	Electric lamps & lighting equipment	9	1409	1409		110457	96973	12022	1462
3150	Electric lamps & lighting equipment	9	1409	1409		110457	96973	12022	1462
31501	Electric lamps	4	995	995		73050	65147	6902	1001
31502	Lamps lighting fittings								
31503	Other lamps & lighting fittings	5	414	414		37407	31826	5120	461
319	Other electrical equipment n.e.c.	10	441	434	7	39922	39118	713	91
3190	Other electrical equipment n.e.c	10	441	434	7	39922	39118	713	91
31901	Ignition of other wiring sets								
31903	Other electrical equipment & parts	10	441	434	7	39922	39118	713	91
32	RADIO, TV & COMMUNICATION EQUIPMENT	14	2455	2186	269	351481	325251	26042	188

Industry Code	Industry Major Groups and Industries	No. of reporting establishments	Average daily employment			Employment cost during the year			
			Total	Male	Female	Total	Wages and salaries	Other cash payments	Payments in kind
1	2	3	4	5	6	7	8	9	10
321	Electronic valves & tubes etc.	4	337	81	256	23377	20858	2519	
322	TV, radio & telegraphy apparatus	5	2037	2024	13	319952	296331	23473	148
323	Sound/video apparatus of TV & radio	5	81	81		8152	8062	50	40
33	MEDICAL & OPTICAL INSTRUMENTS	95	7371	6796	575	694310	649951	39449	4910
331	Medical & measuring instruments	91	7225	6652	573	675959	631849	39200	4910
3311	Medical/surgical/orthopaedic equipment	81	4644	4242	402	402782	393539	7860	1383
3312	Measuring instruments & appliances	10	2581	2410	171	273177	238310	31340	3527
332 &	Optical & photographic equipment								
333	Watches & clocks	4	146	144	2	18351	18102	249	
34	MOTOR VEHICLES & TRAILERS	139	15011	14856	155	2161682	2064638	77217	19827
341	Motor vehicles	12	5589	5578	11	771503	741976	18466	11061
3410	Motor vehicles	12	5589	5578	11	771503	741976	18466	11061
34102	Passenger cars, jeep etc	6	4413	4403	10	465789	451101	4600	10088
34103 &	Motor vehicles for > or = 10 persons								
34104	Motor vehicles for transport of goods	6	1176	1175	1	305714	290875	13866	973
342	Bodies for motor vehicles & trailers	4	350	335	15	22674	20441	476	1757
3420	Bodies for motor vehicles & trailers	4	350	335	15	22674	20441	476	1757
34201 &	Bodies for motor vehicles								
34202 &	Bodies for trailer & semi-trailers								
34204	Reconditioning of motor vehicles	4	350	335	15	22674	20441	476	1757
343	Parts & accessories for motor vehicles	123	9072	8943	129	1367505	1302221	58275	7009
3430	Parts & accessories for motor vehicles	123	9072	8943	129	1367505	1302221	58275	7009
34301	Parts of engines	10	1262	1258	4	401786	396621	5153	12
34302	Other parts for motor vehicles	85	6132	6010	122	717857	664330	47001	6526
34303 &	Safety seat belts, airbags etc								
34304	Assembly of motor vehicles parts n.e.c	18	1497	1494	3	235383	228837	6086	460
34305	MR of motor vehicles	10	181	181		12479	12433	35	11
35	OTHER TRANSPORT EQUIPMENT	47	11553	11371	182	2434954	2374888	59841	225
351 &	Building & repair of ships & boats								
352 &	Railway locomotives & rolling stock								
353	Aircraft & spacecraft	3	4678	4660	18	1690528	1632136	58392	
3511 &	Building & repair of ships								
3520 &	Railway locomotives & rolling stock								
3530	Aircraft and spacecraft	3	4678	4660	18	1690528	1632136	58392	
35112 &	Building & repair of transport								
35201 &	Rail locomotives & locomotive tenders								
35309	Other parts of aircraft and spacecraft	3	4678	4660	18	1690528	1632136	58392	
359	Transports equipment n.e.c	44	6875	6711	164	744426	742752	1449	225
3591	Motorcycles	34	5425	5261	164	594114	593090	952	72
35911	Motorcycles & three wheelers	17	4507	4467	40	551775	551247	476	52
35919	Other motor-cycle & parts	17	918	794	124	42339	41843	476	20
3592	Bicycles & invalid carriages	10	1450	1450		150312	149662	497	153
35922	Parts & accessories of bicycles etc	7	298	298		13199	12605	441	153
35929	Other cycles including tricycles	3	1152	1152		137113	137057	56	
36	FURNITURE	130	8468	7839	629	804900	771868	16570	16462
361	Furniture	38	760	759	1	46787	45445	974	368
3610	Furniture	38	760	759	1	46787	45445	974	368
36101	Furniture & fixtures made of wood etc	27	388	388		23796	22791	657	348
36102 &	Furniture & fixtures primarily of metal								
36103	Furniture & fixtures of plastics	7	244	243	1	13134	12890	244	
36104	Coir foam mattresses & pillows etc	4	128	128		9857	9764	73	20
369	Manufacturing n.e.c	92	7708	7080	628	758113	726423	15596	16094
3691 &	Jewellery & related articles								
3692	Musical instruments	4	39	39		934	919	15	
36912 &	Jewellery & related articles								
36921	Musical instruments & parts	4	39	39		934	919	15	
3693 &	Sports goods								
3694	Games & toys	52	3773	3682	91	461636	439933	6438	15265
36931 &	Sports goods								
36939 &	Other sports & athletic goods n.e.c								
36941	Dolls & toys	52	3773	3682	91	461636	439933	6438	15265
3699	Other manufacturing n.e.c	36	3896	3359	537	295543	285571	9143	829
36992	Brooms & brushes	3	190	181	9	26818	26552	125	141
36994	Writing implements	8	1223	1181	42	171704	164351	6665	688
36995	Umbrellas, walking-sticks & buttons	3	73	49	24	6111	4217	1894	
36998	Lighters, matches & liquid gas fuels	22	2410	1948	462	90910	90451	459	
37	RECYCLING	30	370	359	11	25098	23916	932	250
37102	Shipbreaking services	30	370	359	11	25098	23916	932	250

TABLE - 3.0 (C)

EMPLOYMENT AND EMPLOYMENT COST (NON-PRODUCTION WORKERS)

PAKISTAN

2005-06

Values in '000' Rs

Industry Code	Industry Major Groups and Industries	No. of reporting establishments	Average daily employment			Employment cost during the year			
			Total	Male	Female	Total	Wages and salaries	Other cash payments	Payments in kind
1	2	3	4	5	6	7	8	9	10
D	ALL INDUSTRIES	6417	185677	180863	4814	35082971	31703772	2584041	795158
15	FOOD PRODUCTS & BEVERAGES	1860	42562	41763	799	6415736	5834496	457660	123580
151	Meat, fruit, vegetables, oils & fats	686	8474	8309	165	1226935	1170159	43128	13648
1511	Meat & meat products	3	11	11		6012	5997	10	5
15112 &	Processing of wool, hides & skins								
15115	Poultry and other slaughtering	3	11	11		6012	5997	10	5
1512	Fish & fish products	8	164	104	60	14926	13596	759	571
15121 &	Fish & fish products								
15123 &	Fish meal, inedible								
15124	Fish & fish products n.e.c	8	164	104	60	14926	13596	759	571
1513	Fruits, vegetables & edible nuts	24	1384	1363	21	260361	256907	1811	1643
15131 &	Processing of potatoes								
15132	Cooking of potatoes & products	3	48	43	5	4068	4068		
15133	Fruit and vegetable juices	12	1210	1205	5	239310	236114	1663	1533
15135 &	Processing of fruits,vegatables & nuts								
15136	Processing of vegetable residues	9	126	115	11	16983	16725	148	110
1514	Vegetable & animal oils & fats	651	6915	6831	84	945636	893659	40548	11429
15141	Animal & vegetable, oils & fats, crude	6	93	93		3802	3682	120	
15142	Cotton ginning	540	4079	4030	49	537123	521567	10851	4705
15143	Oil cake and other solid residues	10	73	73		7147	6955	192	
15144	Refined oils & fats	92	2480	2445	35	339719	304703	28402	6614
15145 &	Vegetable waxes								
15149	Animal & vegetable oils & fats, n.e.c	3	190	190		57845	56752	983	110
152	Dairy products	47	4524	4472	52	1604436	1597042	6894	500
1520	Dairy products	47	4524	4472	52	1604436	1597042	6894	500
15201	Processed liquid milk & cream	9	209	208	1	29201	29201		
15202	Milk & cream in solid forms	9	1676	1648	28	684719	677970	6264	485
15203 &	Butter & ghee								
15204	Cheese & curd	5	139	137	2	8336	7726	610	
15205	Other dairy products	7	1759	1739	20	809703	809703		
15206	Ice cream & other edible ice	17	741	740	1	72477	72442	20	15
153	Grain mill products & animal feed	901	6537	6197	340	782522	552189	177261	53072
1531	Grain mill products	858	5606	5279	327	478946	346864	89733	42349
15311	Rice Husking	315	2290	2022	268	74902	72318	2512	72
15312 &	Cereal & vegetable flour milling								
15313	Cereal grain products	524	3211	3153	58	391771	262765	86878	42128
15314 &	Rice milling								
15319	Other grain milling n.e.c	19	105	104	1	12273	11781	343	149
1532	Starches & starch products	10	334	322	12	218035	127199	80414	10422
15322	Starches & starch products	10	334	322	12	218035	127199	80414	10422
1533	Animal feeds	33	597	596	1	85541	78126	7114	301
15331 &	Animal feeds								
15332	Lucerne (alfalfa) meal & pellets	33	597	596	1	85541	78126	7114	301
154	Other food products	190	18029	17810	219	2172947	1953196	178821	40930
1541	Bakery products	64	1049	930	119	258550	174898	56758	26894
15411	Bread, fresh pastry & cake	22	244	244		18028	16813	664	551
15412	Rusks, biscuits	38	751	634	117	226559	144122	56094	26343
15419	Other bakery products n.e.c	4	54	52	2	13963	13963		
1542	Sugar	72	15738	15691	47	1210933	1100347	106711	3875
15421	Sugar	72	15738	15691	47	1210933	1100347	106711	3875
1543	Cocoa, chocolate & sugar confectionery	30	336	305	31	108872	93083	6547	9242
15432 &	Chocolate & sugar confectionery								
15439	Chocolate & sugar confectionery n.e.c	33	597	596	1	85541	78126	7114	301
1549	Other farinaceous products n.e.c.	24	906	884	22	594592	584868	8805	919
15491	Processing & blending of tea	11	407	405	2	411870	402503	8455	912
15493	Preparing homogenised & dietic food	3	165	148	17	119222	119067	155	
15494	Condiments & seasonings	5	307	307		60436	60240	189	7
15495 &	Vegetable saps & extracts								
15499	Other food products n.e.c.	5	27	24	3	3064	3058	6	
155	Beverages	36	4998	4975	23	628896	561910	51556	15430
1551 &	Spirits; ethyl alcohol								
1553 &	Malt liquors & malt								
1554	Soft drinks; mineral water	36	4998	4975	23	628896	561910	51556	15430
15510 &	Spirits; ethyl alcohol								
15532 &	Malt, whether or not roasted								
15541	Aerated drinks; mineral waters	13	398	393	5	67682	63098	4458	126
15542 &	Soft drinks								
15549	Other non-alcoholic beverages	23	4600	4582	18	561214	498812	47098	15304
16	TOBACCO PRODUCTS	13	519	519		600403	599439	950	14
17	MANUFACTURE OF TEXTILES	1329	66670	65635	1035	8243891	7715538	442685	85668

TABLE - 3.0 (C)

EMPLOYMENT AND EMPLOYMENT COST (NON-PRODUCTION WORKERS)

PAKISTAN

2005-06

Values in '000' Rs

Industry Code	Industry Major Groups and Industries	No. of reporting establishments	Average daily employment			Employment cost during the year			
			Total	Male	Female	Total	Wages and salaries	Other cash payments	Payments in kind
1	2	3	4	5	6	7	8	9	10
171	Textile spinning, weaving & finishing	1081	60436	59559	877	7247382	6797193	374467	75722
1711	Spinning of textiles	504	36008	35449	559	3903648	3688643	199254	15751
17111	Spinning of natural textile fibres	68	692	692		135326	127387	7858	81
17112	Spinning of man-made staple fibres	11	2426	2395	31	276043	248823	23420	3800
17113	Textile yarn & thread of natural fibres	313	25872	25407	465	2244773	2105389	130235	9149
17114	Text. yarn & thread of MM staple fibres	101	6846	6784	62	1222729	1183971	36037	2721
17115	Processing of textile waste	11	172	171	1	24777	23073	1704	
1712	Textile fabrics	266	15754	15620	134	2057778	1914145	132510	11123
17121	Fabrics other than cotton	47	2174	2161	13	240453	236926	3119	408
17122	Cotton fabrics	130	11208	11115	93	1115064	1003836	102963	8265
17123	Fabrics of man-made filaments	29	1222	1209	13	553391	535874	16805	712
17124	Pile fabrics, terry towelling etc	56	1123	1108	15	147640	136317	9623	1700
17125	Weaving of fabrics on khadi / handloom	4	27	27		1230	1192		38
1713	Finishing of textiles	311	8674	8490	184	1285956	1194405	42703	48848
17131	Finishing of textile fibres & yarn	129	2149	2137	12	735618	682211	9701	43706
17132	Bleaching & dyeing of fabrics	145	3001	2969	32	303610	278331	20280	4999
17133	Printing services of fabrics	21	179	177	2	31824	29457	2324	43
17134	Finishing of textiles (khadi/handloom)	12	67	67		12417	10602	1715	100
17139	Other textile finishing n.e.c.	4	3278	3140	138	202487	193804	8683	
172	Other textiles	140	3542	3483	59	591474	533456	52197	5821
1721	Made-up textile articles, not apparel	73	2408	2372	36	487229	436944	46744	3541
17211	Made-up textile articles for household	26	879	854	25	245726	241386	4141	199
17212	Other made-up textile articles	47	1529	1518	11	241503	195558	42603	3342
1722	Carpets & rugs	20	288	287	1	37494	37116	141	237
17221	Carpets & rugs (other than by hand)	13	185	185		23678	23630	48	
17222	Carpets & rugs (hand made)	7	103	102	1	13816	13486	93	237
1723	Cordage, rope, twine & netting	17	409	409		25439	21695	3044	700
17231	Cordage, rope, twine & netting	3	259	259		8073	8073		
17234	Embroidery & zari work by hand	14	150	150		17366	13622	3044	700
1729	Other textiles n.e.c.	30	437	415	22	41312	37701	2268	1343
17291	Narrow woven fabrics & embroidery	14	165	150	15	12609	12338	152	119
17293 &	Other made up textiles								
17299	Other textiles n.e.c.	16	272	265	7	28703	25363	2116	1224
173	Knitted & crocheted fabrics & articles	108	2692	2593	99	405035	384889	16021	4125
1730	Knitted & crocheted fabrics	108	2692	2593	99	405035	384889	16021	4125
17301	Knitted & crocheted fabrics	28	652	610	42	116127	106045	9487	595
17302	Knitted/crocheted cotton text: articles	10	180	180		35988	32567	2266	1155
17303	Knitted/crocheted woollen text: articles	48	1304	1291	13	159874	153456	4143	2275
17304	Knitted/crocheted synthetic articles	16	452	412	40	81770	81545	125	100
17309	Knitted/crocheted articles n.e.c	6	104	100	4	11276	11276		
18	WEARING APPAREL	326	8116	7823	293	1136529	1061983	61382	13164
181 &	Wearing apparel, except fur apparel								
182	Articles of fur	326	8116	7823	293	1136529	1061983	61382	13164
1810 &	Wearing apparel, except fur apparel								
1820	Articles of fur	326	8116	7823	293	1136529	1061983	61382	13164
18101	Clothes of leather & substitutes	14	897	866	31	148874	132472	16293	109
18102	Workwear	6	125	125		14015	13989	26	
18103	Outerwear	47	781	765	16	135821	124636	10220	965
18104	Other outerwear	34	793	758	35	174881	162394	7307	5180
18105	Underwears	55	1069	1041	28	103639	100123	1923	1593
18106	Babies' garments & clothing accessories	87	1729	1668	61	209810	188424	18465	2921
18107	Clothing accessories of leather	74	2613	2491	122	339694	331158	6276	2260
18109 &	Wearing apparel & accessories n.e.c								
18201	Tanned or dressed furskins	9	109	109		9795	8787	872	136
19	LEATHER PRODUCTS	142	3078	3060	18	791133	707910	57574	25649
191	Tanning & dressing of leather	106	1363	1353	10	212588	204411	5878	2299
1911	Tanning & dressing of leather	87	1107	1105	2	177455	169344	5862	2249
19111	Tanning & dressing of leather	64	583	582	1	99169	92815	4343	2011
19113	Tanning of sheep, goat leather	11	219	219		29462	29076	285	101
19114 &	Tanning/dressing of other animal leathe								
19115	Leather waste, dust, powder & flour	12	305	304	1	48824	47453	1234	137
1912	Luggage, saddlery & harness	19	256	248	8	35133	35067	16	50
19120	Luggage, saddlery & harness	19	256	248	8	35133	35067	16	50
192	Footwear	36	1715	1707	8	578545	503499	51696	23350
1920	Footwear	36	1715	1707	8	578545	503499	51696	23350
19201 &	Footwear								
19202 &	Sports footwear								
19204	Parts of footwear	36	1715	1707	8	578545	503499	51696	23350
20	WOOD & WOOD PRODUCTS	62	660	643	17	66804	63254	2125	1425
201	Sawmilling & planing of wood	5	35	35		9475	9460	15	

TABLE - 3.0 (C)

EMPLOYMENT AND EMPLOYMENT COST (NON-PRODUCTION WORKERS)

PAKISTAN

2005-06

Values in '000' Rs

Industry Code	Industry Major Groups and Industries	No. of reporting establishments	Average daily employment			Employment cost during the year			
			Total	Male	Female	Total	Wages and salaries	Other cash payments	Payments in kind
1	2	3	4	5	6	7	8	9	10
2010	Sawmilling & planing of wood	5	35	35		9475	9460	15	
20101 &	Sawmilling or chipping of wood								
20102 &	Shaping of wood								
20103	Treating wood with preservatives	5	35	35		9475	9460	15	
202	Products of wood	57	625	608	17	57329	53794	2110	1425
2021	Plywood, panels & boards	52	605	588	17	56714	53206	2098	1410
20211	Panels & boards	45	535	518	17	50778	47492	1962	1324
20212	Veneer sheets; plywood; densified wood	7	70	70		5936	5714	136	86
2023 &	Wooden containers								
2029	Other products of wood	5	20	20		615	588	12	15
20231 &	Wooden containers								
20291 &	Other products of wood								
20293	Repair of wooden products n.e.c	5	20	20		615	588	12	15
21	PAPER & PAPER PRODUCTS	133	2791	2684	107	582056	498684	56566	26806
210	Paper & paper products	133	2791	2684	107	582056	498684	56566	26806
2101	Pulp, paper & paperboard	44	2049	1952	97	494996	416205	53102	25689
21012	Paper and paperboard	6	859	825	34	230430	191507	26136	12787
21013 &	Tissue / uncoated paper & paperboard								
21014	Other uncoated paper & paperboard	16	147	146	1	14109	13687	372	50
21016 &	Processing of paper & paperboard								
21017	Waste & scrap of paper & board	22	1043	981	62	250457	211011	26594	12852
2102	Containers of paper & paperboard	73	572	564	8	64549	61266	2791	492
21021 &	Containers of paper & paperboard								
21029	Containers of paper & board n.e.c	73	572	564	8	64549	61266	2791	492
2109	Other articles of paper&paperboard	16	170	168	2	22511	21213	673	625
21091	Household & toilet paper products	9	58	56	2	4941	4016	669	256
21092 &	Paper stationery								
21093	Wallpaper	3	41	41		7110	6737	4	369
21099	Other articles of paper n.e.c	4	71	71		10460	10460		
22	PUBLISHING, PRINTING & REPRODUCTION	47	1044	1029	15	233710	169679	44491	19540
221	Publishing	16	199	190	9	36750	36351	332	67
2211 &	Printing & publication of books etc								
2212	Publishing of newspapers & journals	13	182	175	7	25572	25243	276	53
2213 &	Publishing of music								
2219	Other publishing	3	17	15	2	11178	11108	56	14
222	Printing	31	845	839	6	196960	133328	44159	19473
2221	Printing	8	471	465	6	136093	83964	34284	17845
2222	Service activities of printing	23	374	374		60867	49364	9875	1628
23	PETROLEUM	30	1535	1495	40	860614	831508	21662	7444
232	Refined petroleum products	30	1535	1495	40	860614	831508	21662	7444
23201	Refined petroleum products	18	1272	1238	34	785382	772850	8632	3900
23202	Petroleum gases	7	155	151	4	59432	46978	8979	3475
23203 &	Other petroleum products								
23205	Refined petroleum products n.e.c	5	108	106	2	15800	11680	4051	69
24	CHEMICALS & CHEMICAL PRODUCTS	494	23243	21814	1429	7750994	7035612	502354	213028
241	Basic chemicals	98	3662	3502	160	1662672	1493811	135374	33487
2411	Basic chemicals	63	1887	1825	62	597683	537876	57990	1817
24111	Industrial gases	11	88	86	2	27746	27746		
24112	Dyes & pigments	12	501	468	33	241136	202489	38198	449
24113	Inorganic acids & compounds	12	599	589	10	92724	77649	14875	200
24114	Chemical elements	11	344	341	3	149393	147067	2241	85
24115	Other basic inorganic chemicals n.e.c	6	127	124	3	34645	31674	2476	495
24116	Other basic organic chemicals	8	110	109	1	22396	22196	100	100
24117	Basic organic chemical products	3	118	108	10	29643	29055	100	488
2412	Fertilizers & Nitrogen compounds	16	1301	1219	82	887230	789722	67243	30265
24121 &	Fertilizers & Nitrogen compounds								
24129	Other fertilizers n.e.c.	16	1301	1219	82	887230	789722	67243	30265
2413	Plastics & synthetic rubber	19	474	458	16	177759	166213	10141	1405
24131	Plastics in primary forms	4	150	148	2	91529	87880	3599	50
24132	Other plastics in primary forms	8	188	184	4	56722	55393	1102	227
24134	Synthetic rubber in primary forms	7	136	126	10	29508	22940	5440	1128
242 &	Other chemical products								
243	Man-made fibres	396	19581	18312	1269	6088322	5541801	366980	179541
2421	Pesticides & agrochemical products	14	873	860	13	190752	166892	23244	616
24210	Pesticides & agrochemical products	14	873	860	13	190752	166892	23244	616
2422	Paints, varnishes, printing ink	27	645	643	2	318339	315017	3149	173
24221	Paints & varnishes of polymers	20	473	471	2	281804	278811	2884	109
24222	Other paints & varnishes etc	7	172	172		36535	36206	265	64
2423	Pharmaceuticals	228	13452	12249	1203	4246036	3895570	252688	97778
24231	Basic pharmaceuticals	6	144	132	12	13848	13336	512	

TABLE - 3.0 (C)

EMPLOYMENT AND EMPLOYMENT COST (NON-PRODUCTION WORKERS)

PAKISTAN

2005-06

Values in '000' Rs

Industry Code	Industry Major Groups and Industries	No. of reporting establishments	Average daily employment			Employment cost during the year			
			Total	Male	Female	Total	Wages and salaries	Other cash payments	Payments in kind
1	2	3	4	5	6	7	8	9	10
24233	Pharmaceutical preparations	186	12066	10978	1088	4014126	3673868	245826	94432
24234 &	Other pharmaceutical preparations								
24235	Surgical instruments	12	273	270	3	42320	40857	1365	98
24239	Other pharmaceutical products n.e.c	24	969	869	100	175742	167509	4985	3248
2424	Soaps & detergents	94	3205	3168	37	952933	874877	67672	10384
24243	Soaps & detergents	69	1726	1717	9	372707	300457	62519	9731
24244 &	Odiferous preparations and waxes								
24245 &	Agarbatti etc								
24246	Perfumes & toilet preparations	25	1479	1451	28	580226	574420	5153	653
2429 &	Other chemical products								
2430	Man-made fibres	33	1406	1392	14	380262	289445	20227	70590
24291	Explosives								
24292	Glues and gelatines	11	265	262	3	35774	32901	1967	906
24293	Essential oils								
24296	Other chemical products	5	87	87		5112	4916	196	
24297 &	Misc. other chemical products n.e.c								
24301	Synthetic fibre	17	1054	1043	11	339376	251628	18064	69684
25	RUBBER & PLASTICS PRODUCTS	170	2130	2074	56	430549	408271	11824	10454
251	Rubber products	28	429	417	12	113323	104296	1985	7042
2511	Rubber tyres & tubes; retreading	14	289	288	1	97871	90667	162	7042
25111 &	Rubber tyres & tubes								
25112	Retreading pneumatic rubber tyres	14	289	288	1	97871	90667	162	7042
2519	Other rubber products	14	140	129	11	15452	13629	1823	
25191	Other rubber products	9	105	95	10	9380	7557	1823	
25192 &	Vulcanised & hard rubber articles								
25199	Other rubber products n.e.c	5	35	34	1	6072	6072		
252	Plastic products	142	1701	1657	44	317226	303975	9839	3412
2520	Plastic products	142	1701	1657	44	317226	303975	9839	3412
25201	Plastic plates, sheets & tubes	42	376	361	15	55699	52411	2333	955
25202	Packaging products of plastic	53	731	716	15	113291	105621	6602	1068
25203	Builders' ware plastic	9	103	103		5691	5668	23	
25204	Other plastic products	38	491	477	14	142545	140275	881	1389
26	OTHER NON-METALLIC MINERAL PRODUCTS	482	7280	7201	79	1784714	1636342	123717	24655
261	Glass & glass products	34	922	892	30	198597	178227	17546	2824
2610	Glass & glass products	34	922	892	30	198597	178227	17546	2824
26101	Flat glass	5	274	266	8	31352	25338	5615	399
26102	Shaping & processing of flat glass	6	275	258	17	28682	22309	4879	1494
26103	Hollow glass	10	197	194	3	120133	114246	5631	256
26104 &	Glass fibres								
26105	Other glass, processed	7	65	65		4328	4300	28	
26106	Other glassware including bangles	6	111	109	2	14102	12034	1393	675
269	Non-metallic mineral products n.e.c.	448	6358	6309	49	1586117	1458115	106171	21831
2691	Non-refractory ceramic ware	97	377	374	3	486278	484673	1590	15
26911	Ceramic household & ornaments	57	173	170	3	27801	26393	1408	
26912	Sanitary ceramic fixtures	36	119	119		10822	10625	182	15
26913	Ceramic insulators	4	85	85		447655	447655		
2692	Refractory ceramic products	6	387	385	2	25077	24511	460	106
26920	Refractory ceramic products	6	387	385	2	25077	24511	460	106
2693	Structural clay & ceramic products	155	773	766	7	111433	109259	1560	614
26931	Ceramic tiles & flags	4	326	319	7	55852	53698	1560	594
26932	Construction products in baked clay	151	447	447		55581	55561		20
2694	Cement, lime & plaster	30	4146	4124	22	884219	765822	98585	19812
26941	Cement	30	4146	4124	22	884219	765822	98585	19812
2695	Articles of concrete, cement & plaster	24	233	223	10	26198	25971	153	74
26951 &	Concrete products for construction								
26955	Articles of fibre cement	24	233	223	10	26198	25971	153	74
2696	Cutting, shaping & finishing of stone	132	429	424	5	39691	36196	2285	1210
26960	Ornamental & building stone articles	132	429	424	5	39691	36196	2285	1210
2699	Other non-metallic mineral products	4	13	13		13221	11683	1538	
26991 &	Abrasive products								
26992	Non-metallic mineral products n.e.c	4	13	13		13221	11683	1538	
27	BASIC METALS	291	5858	5821	37	1278796	773351	370291	135154
271	Basic iron & steel	245	5480	5451	29	1184186	681705	367753	134728
2711	Basic iron & steel	76	3608	3608		872546	405068	335972	131506
27111 &	Products of iron & steel								
27112	Ferro alloys	8	3105	3105		786342	327507	328904	129931
27113	Ingots, billets	43	372	372		58197	51413	6002	782
27114 &	Stainless steel products								
27118 &	Hot-rolled rods & bars								
27119	Heavy sections of steel	25	131	131		28007	26148	1066	793

TABLE - 3.0 (C)

EMPLOYMENT AND EMPLOYMENT COST (NON-PRODUCTION WORKERS)

PAKISTAN

2005-06

Values in '000' Rs

Industry Code	Industry Major Groups and Industries	No. of reporting establishments	Average daily employment			Employment cost during the year			
			Total	Male	Female	Total	Wages and salaries	Other cash payments	Payments in kind
1	2	3	4	5	6	7	8	9	10
29191	Cooling & ventilation equipment	10	172	164	8	38865	37448	1237	180
29192	Gas generators & filtering apparatus	5	87	71	16	23070	18699	3456	915
29193 &	Packing, weighing & spraying machinery								
29195	Machinery for temperature treatment	6	73	73		16476	15438	1038	
29196	Parts of other general purpose machinery	8	44	42	2	4296	3773	523	
29197 &	Dish washing machines								
29198 &	IMR of gen. purpose machinery								
29199	Other general purpose machinery	3	27	27		1525	1494	31	
292	Special-purpose machinery	142	2013	1978	35	692522	519886	171268	1368
2921	Agricultural & forestry machinery	90	906	881	25	373184	321453	50392	1339
29211	Agricultural tractors	9	398	381	17	291671	242761	48493	417
29212	Agricultural & forestry machinery	17	62	62		4447	4422	25	
29214	Harvesting machinery	27	70	70		7706	7706		
29215 &	Spraying machinery for agriculture								
29216	Self-loading/unloading agri. trailers	4	53	53		1704	1683	21	
29217 &	Other agricultural or forestry machines								
29218	IMR of agricultural machinery	33	323	315	8	67656	64881	1853	922
2922	Manufacture of machine tools	7	227	227		93468	53070	40398	
29221	Portable hand-held power tools	4	210	210		92577	52179	40398	
29222 &	Machine tools for working metals etc								
29224 &	Other machine tools for working metals								
29226	Welding tools & hot spraying machines	3	17	17		891	891		
2923 &	Machinery for metallurgy								
2924	Mining & quarrying machinery	5	116	116		22247	18747	3500	
29231 &	Machinery for metallurgy & parts								
29244 &	Foundry moulds forming machinery								
29246 &	Machinery parts for mining, quarrying								
29247	IMR of construction machinery	5	116	116		22247	18747	3500	
2925	Machinery for food & tobacco processing	12	501	492	9	150891	88805	62076	10
29251	Machinery for food & tobacco processing	12	501	492	9	150891	88805	62076	10
2926	Textile & leather production machinery	13	134	133	1	25601	13438	12163	
29261	Spinning, weaving & knitting machinery	3	19	18	1	1403	1403		
29262	Other machinery for textile production	3	14	14		1755	1755		
29264	Parts of machinery for textile	3	14	14		1752	1737	15	
29265	Household sewing machines	4	87	87		20691	8543	12148	
2927	Weapons & ammunition	10	102	102		16048	15090	939	19
29271	Weapons & ammunition & parts	10	102	102		16048	15090	939	19
2929	Other special-purpose machinery	5	27	27		11083	9283	1800	
29292 &	Printing & book-binding machinery								
29293 &	Misc. special purpose machinery								
29294 &	IMR of special purpose machinery n.e.c								
29299	Special-purpose machinery n.e.c	5	27	27		11083	9283	1800	
293	Domestic appliances n.e.c.	162	1582	1553	29	359263	358626	507	130
2930	Electric domestic appliances	162	1582	1553	29	359263	358626	507	130
29301	Electric domestic appliances	125	1409	1383	26	338974	338758	212	4
29302	Other electric domestic appliances	8	32	31	1	10411	10309	90	12
29303	Parts of electric domestic appliances	19	72	72		4353	4199	154	
29304 &	IMR of professional electric appliances								
29305	Non-electric domestic appliances	6	22	21	1	1158	1143	15	
29306 &	Parts of non-electric domestic appliances								
29307	IMR of Industrial machinery	4	47	46	1	4367	4217	36	114
31	ELECTRICAL MACHINERY & APPARATUS N.E.C	67	1604	1580	24	411229	362126	41386	7717
311	DC motors, generators & transformers	19	518	511	7	141996	124444	17486	66
3110	DC motors, generators & transformers	19	518	511	7	141996	124444	17486	66
31102 &	Universal AC/DC motors & AC generators								
31103	Electric generating sets & converters	5	52	52		72763	55338	17425	
31104 &	Electrical transformers								
31106	Motors/generators/transformers parts	5	72	70	2	6758	6741	17	
31107 &	IMR of motors, gener. & transformers								
31109	Elec. motors, gener. & transformers nec	9	394	389	5	62475	62365	44	66
312	Electricity distri. & control apparatus	12	106	106		20408	20148	105	155
3120	Electricity distri. & control apparatus	12	106	106		20408	20148	105	155
31201 &	Control apparatus for > = 1000 V								
31202	Control apparatus for < or = 1000 V	4	65	65		15244	15120		124
31203 &	Electrical boards								
31204	Parts of electricity control apparatus	8	41	41		5164	5028	105	31
313	Insulated wire & cables	7	48	47	1	9299	9257	22	20
3130	Insulated wire & cables	7	48	47	1	9299	9257	22	20
31301	Insulated wire and cable	7	48	47	1	9299	9257	22	20
314	Accumulators, cells & batteries	10	530	523	7	170637	154773	14803	1061

TABLE - 3.0 (C)

EMPLOYMENT AND EMPLOYMENT COST (NON-PRODUCTION WORKERS)

PAKISTAN

2005-06

Values in '000' Rs

Industry Code	Industry Major Groups and Industries	No. of reporting establishments	Average daily employment			Employment cost during the year			
			Total	Male	Female	Total	Wages and salaries	Other cash payments	Payments in kind
1	2	3	4	5	6	7	8	9	10
3692	Musical instruments	4	15	15		285	285		
36912 &	Jewellery & related articles								
36921	Musical instruments & parts	4	15	15		285	285		
3693 &	Sports goods								
3694	Games & toys	52	713	702	11	122381	119402	2929	50
36931 &	Sports goods								
36939 &	Other sports & athletic goods n.e.c								
36941	Dolls & toys	52	713	702	11	122381	119402	2929	50
3699	Other manufacturing n.e.c	36	863	756	107	130965	126158	4711	96
36992	Brooms & brushes	3	67	17	50	24101	23949	152	
36994	Writing implements	8	365	355	10	77187	73065	4026	96
36995	Umbrellas, walking-sticks & buttons	3	15	14	1	2234	1770	464	
36998	Lighters, matches & liquid gas fuels	22	416	370	46	27443	27374	69	
37	RECYCLING	30	120	109	11	10414	9514	668	232
37102	Shipbreaking services	30	120	109	11	10414	9514	668	232

TABLE - 4.0 (A)

FIXED ASSETS

PAKISTAN
2005-06

Values in '000' Rs

Industry Code	Industrial Major Groups and Industry	No. of reporting establishments	Value of fixed assets at the beginning of the year	Addition / Alteration during the year				Depreciation charged during the year	Value of fixed assets at the end of the year
				TOTAL	Purchases of fixed assets	Fixed assets produced for own use	Sales of fixed assets		
1	2	3	4	5	6	7	8	9	10
D	ALL INDUSTRIES	6417	1010026860	197286732	186992537	25295395	15001200	59958669	1147317723
15	FOOD PRODUCTS & BEVERAGES	1860	132070899	19858354	21545694	263461	1950801	7752037	144177216
151	Meat, fruit, vegetables, oils & fats	686	17214849	1190817	1759634	38238	607055	720054	17685612
1511	Meat & meat products	3	63633	90141	91476		1335	15839	137935
1512 &	Processing of wool, hides & skins								
15115	Poultry and other slaughtering	3	63633	90141	91476		1335	15839	137935
1512	Fish & fish products	8	133913	9093	9093			2934	140072
15121 &	Fish & fish products								
15123 &	Fish meal, inedible								
15124	Fish & fish products n.e.c	8	133913	9093	9093			2934	140072
1513	Fruits, vegetables & edible nuts	24	1757389	355196	503535	201	148540	161826	1950759
15131 &	Processing of potatoes								
15132	Cooking of potatoes & products	3	46870	3113	4421		1308	8409	41574
15133	Fruit and vegetable juices	12	1295007	343313	490326		147013	136290	1502030
15135 &	Processing of fruits, vegetables & nuts								
15136	Processing of vegetable residues	9	415512	8770	8788	201	219	17127	407155
1514	Vegetable & animal oils & fats	651	15259914	736387	1155530	38037	457180	539455	15456846
15141	Animal & vegetable, oils & fats, crude	6	36533	26075	4547		21528	2413	60195
15142	Cotton ginning	540	10093878	537939	526435	16509	5005	193157	10438660
15143	Oil cake and other solid residues	10	68352	14009	16009		2000	2891	79470
15144	Refined oils & fats	92	4688400	89962	537808		448846	287422	4409940
15145 &	Vegetable waxes								
15149	Animal & vegetable oils & fats, n.e.c	3	452751	69402	70731		1329	53572	468581
152	Dairy products	47	14436992	4061913	4239528	127541	305156	1223179	17275726
1520	Dairy products	47	14436992	4061913	4239528	127541	305156	1223179	17275726
15201	Processed liquid milk & cream	9	1383899	707270	715160		7890	39119	2052050
15202	Milk & cream in solid forms	9	7049373	1560859	1685950		125091	560178	8050054
15203 &	Butter & ghee								
15204	Cheese & curd	5	125369	76659	10755	68262	2358	11420	190608
15205	Other dairy products	7	5184153	1652986	1718555	59279	124848	560866	6276273
15206	Ice cream & other edible ice	17	694198	64139	109108		44969	51596	706741
153	Grain mill products & animal feed	901	20221213	1531447	1567639	45607	81799	748018	21004642
1531	Grain mill products	858	14498584	1035536	1023318	45607	33389	371707	15162413
15311	Rice Husking	315	2063045	68918	76838	7695	15615	50363	2081600
15312 &	Cereal & vegetable flour milling								
15313	Cereal grain products	524	12024401	950929	930785	37912	17768	298459	12676871
15314 &	Rice milling								
15319	Other grain milling n.e.c	19	411138	15689	15695		6	22885	403942
1532	Starches & starch products	10	3983264	190551	200034		9483	235857	3937958
15322	Starches & starch products	10	3983264	190551	200034		9483	235857	3937958
1533	Animal feeds	33	1739365	305360	344287		38927	140454	1904271
15331 &	Animal feeds								
15332	Lucerne (alfalfa) meal & pellets	33	1739365	305360	344287		38927	140454	1904271
154	Other food products	190	75571848	11978466	12800836	52075	874445	4551152	82999162
1541	Bakery products	64	3873913	1406029	1581790		175761	289981	4989861
15411	Bread, fresh pastry & cake	22	312922	4326	4981		655	6077	311171
15412	Rusks, biscuits	38	2598610	1363882	1515088		151206	231766	3730726
15419	Other bakery products n.e.c	4	962381	37821	61721		23900	52138	948064
1542	Sugar	72	67831706	9878286	10463697	52075	637486	3936707	73773285
15421	Sugar	72	67831706	9878286	10463697	52075	637486	3936707	73773285
1543	Cocoa, chocolate & sugar confectionery	30	2068515	283234	293082		9848	95999	2255750
15432 &	Chocolate & sugar confectionery								
15439	Chocolate & sugar confectionery n.e.c	33	1739365	305360	344287		38927	140454	1904271
1549	Other farinaceous products n.e.c.	24	1797714	410917	462267		51350	228465	1980166
15491	Processing & blending of tea	11	1377321	328025	364169		36144	171285	1534061
15493	Preparing homogenised & dietetic food	3	18218	2047	2047			2101	18164
15494	Condiments & seasonings	5	344905	75654	90650		14996	52580	367979
15495 &	Vegetable saps & extracts								
15499	Other food products n.e.c.	5	57270	5191	5401		210	2499	59962
155	Beverages	36	4625997	1095711	1178057		82346	509634	5212074
1551 &	Spirits; ethyl alcohol								
1553 &	Malt liquors & malt								
1554	Soft drinks; mineral water	35	4447039	1011417	1093034		81617	485257	4973199
15510 &	Spirits; ethyl alcohol								
15532 &	Malt, whether or not roasted								
15541	Aerated drinks; mineral waters	12	177654	74588	74588			32215	220027
15542 &	Soft drinks								
15549	Other non-alcoholic beverages	23	4269385	936829	1018446		81617	453042	4753172

TABLE - 4.0 (A)

FIXED ASSETS

PAKISTAN

2005-06

Values in '000' Rs

Industry Code	Industrial Major Groups and Industry	No. of reporting establishments	Value of fixed assets at the beginning of the year	Addition / Alteration during the year				Depreciation charged during the year	Value of fixed assets at the end of the year
				TOTAL	Purchases of fixed assets	Fixed assets produced for own use	Sales of fixed assets		
1	2	3	4	5	6	7	8	9	10
16	TOBACCO PRODUCTS	13	8356493	1207928	1319945	3940	115957	176046	9388375
17	MANUFACTURE OF TEXTILES	1329	384736356	66345824	71168368	908144	5730688	23591708	427490472
171	Textile spinning, weaving & finishing	1081		60359147	64958868	874143	5473864	21516485	399691382
1711	Spinning of textiles	504	242816548	39931217	41793804	846871	2709458	13348848	269398917
17111	Spinning of natural textile fibres	68	1367878	43149	49527		6378	203811	1207216
17112	Spinning of man-made staple fibres	11	20515020	1551399	1618077	22013	88691	1131447	20934972
17113	Textile yarn & thread of natural fibres	313	170541722	30025589	31467996	404293	1846700	9503561	191063750
17114	Text. yarn & thread of MM staple fibres	101	49260213	8231495	8569302	420565	758372	2452026	55039682
17115	Processing of textile waste	11	1131715	79585	88902		9317	58003	1153297
1712	Textile fabrics	266	92146847	14134756	16632445	27272	2524961	5632906	100648697
17121	Fabrics other than cotton	47	4806110	472885	502223		29338	291217	4987778
17122	Cotton fabrics	130	68776222	10823678	12449468	18937	1644727	3967790	75632110
17123	Fabrics of man-made filaments	29	13950347	2705582	3204076		498494	1000114	15655815
17124	Pile fabrics, terry towelling etc	56	4601573	132611	476678	8335	352402	373261	4360923
17125	Weaving of fabrics on khadi / handloom	4	12595					524	12071
1713	Finishing of textiles	311	25885325	6293174	6532619		239445	2534731	29643768
17131	Finishing of textile fibres & yarn	129	7166660	2842942	2883788		40846	657854	9351748
17132	Bleaching & dyeing of fabrics	145	10192314	2292127	2414620		122493	999546	11484895
17133	Printing services of fabrics	21	332533	18873	20674		1801	22148	329258
17134	Finishing of textiles (khadi/handloom)	12	103435	17454	18378		924	59777	61112
17139	Other textile finishing n.e.c.	4	8090383	1121778	1195159		73381	795406	8416755
172	Other textiles	140	16768826	4649199	4799605	34001	184407	1461737	19956288
1721	Made-up textile articles, not apparel	73	13125261	4299974	4422897	20815	143738	1161674	16263561
17211	Made-up textile articles for household	26	4510476	2622809	2639150		16341	546324	6586961
17212	Other made-up textile articles	47	8614785	1677165	1783747	20815	127397	615350	9676600
1722	Carpets & rugs	20	943598	17309	24697		7388	55879	905028
17221	Carpets & rugs (other than by hand)	13	570080	5349	6544		1195	34538	540891
17222	Carpets & rugs (hand made)	7	373518	11960	18153		6193	21341	364137
1723	Cordage, rope, twine & netting	17	469454	115238	119512		4274	53193	531499
17231	Cordage, rope, twine & netting	3	100231	6176	8560		2384	8986	97421
17234	Embroidery & zari work by hand	14	369223	109062	110952		1890	44207	434078
1729	Other textiles n.e.c.	30	2230513	216678	232499	13186	29007	190991	2256200
17291	Narrow woven fabrics & embroidery	14	260746	32261	33803		1542	37794	255213
17293	Other made up textiles								
17299	Other textiles n.e.c.	16	1969767	184417	198696	13186	27465	153197	2000987
173	Knitted & crocheted fabrics & articles	108	7118810	1337478	1409895		72417	613486	7842802
1730	Knitted & crocheted fabrics	108	7118810	1337478	1409895		72417	613486	7842802
17301	Knitted & crocheted fabrics	28	2695784	286400	336514		50114	272941	2709243
17302	Knitted/crocheted cotton text: articles	10	422118	123488	129840		6352	49359	496247
17303	Knitted/crocheted woollen text: articles	48	1886444	240254	253439		13185	115922	2010776
17304	Knitted/crocheted synthetic articles	16	1849052	614031	616797		2766	148822	2314261
17309	Knitted/crocheted articles n.e.c	6	265412	73305	73305			26442	312275
18	WEARING APPAREL	326	26469556	2043197	4263074	42215	2262092	2244430	26268323
181 &	Wearing apparel, except fur apparel								
182	Articles of fur	326	26469556	2043197	4263074	42215	2262092	2244430	26268323
1810 &	Wearing apparel, except fur apparel								
1820	Articles of fur	326	26469556	2043197	4263074	42215	2262092	2244430	26268323
18101	Clothes of leather & substitutes	14	5276195	81308	204455		123147	113375	5244128
18102	Workwear	6	108780	8881	1883	7006	8	8817	108844
18103	Outerwear	47	1884070	284666	308056		23390	154252	2014484
18104	Other outerwear	34	2030686	747745	776436		28691	192601	2585830
18105	Underwear	55	1447002	162358	168094		5736	111884	1497476
18106	Babies' garments & clothing accessories	87	6273623	998425	1791156	909	793640	794013	6478035
18107	Clothing accessories of leather	74	9270623	-250718	1002192	34300	1287210	858455	8161450
18109 &	Wearing apparel & accessories n.e.c								
18201	Tanned or dressed furskins	9	178577	10532	10802		270	11033	178076
19	LEATHER PRODUCTS	142	4694407	369636	421900	250	52514	305821	4758222
191	Tanning & dressing of leather	106	2762346	191974	230855	250	39131	197402	2756918
1911	Tanning & dressing of leather	87	2364683	90745	123343		32598	161552	2293876
19111	Tanning & dressing of leather	64	1897582	59118	88162		29044	121397	1835303
19113	Tanning of sheep, goat leather	11	200538	15739	17402		1663	19425	196852
19114 &	Tanning/dressing of other animal leathe								
19115	Leather waste, dust, powder & flour	12	266563	15888	17779		1891	20730	261721
1912	Luggage, saddlery & harness	19	397663	101229	107512	250	6533	35850	463042
19120	Luggage, saddlery & harness	19	397663	101229	107512	250	6533	35850	463042
192	Footwear	36	1932061	177662	191045		13383	108419	2001304
1920	Footwear	36	1932061	177662	191045		13383	108419	2001304
19201 &	Footwear								
19202 &	Sports footwear								
19204	Parts of footwear	36	1932061	177662	191045		13383	108419	2001304

TABLE - 4.0 (A)

FIXED ASSETS

PAKISTAN

2005-06

Values in '000' Rs

Industry Code	Industrial Major Groups and Industry	No. of reporting establishments	Value of fixed assets at the beginning of the year	Addition / Alteration during the year				Depreciation charged during the year	Value of fixed assets at the end of the year
				TOTAL	Purchases of fixed assets	Fixed assets produced for own use	Sales of fixed assets		
1	2	3	4	5	6	7	8	9	10
20	WOOD & WOOD PRODUCTS	62	7337551	291140	302273	20	11153	133261	7495430
201	Sawmilling & planing of wood	5	310506	2226	2518		292	17508	295224
2010	Sawmilling & planing of wood	5	310506	2226	2518		292	17508	295224
20101 & 20102 & 20103	Sawmilling or chipping of wood Shaping of wood Treating wood with preservatives	5	310506	2226	2518		292	17508	295224
202	Products of wood	57	7027045	288914	299755	20	10861	115753	7200206
2021	Plywood, panels & boards	52	7011027	288914	299755	20	10861	114838	7185103
20211	Panels & boards	45	6714664	275297	282819	20	7542	102727	6887234
20212	Veneer sheets; plywood; densified wood	7	296363	13617	16936		3319	12111	297869
2023 & 2029	Wooden containers Other products of wood	5	16018					915	15103
20231 & 20291 & 20293	Wooden containers Other products of wood Repair of wooden products n.e.c	5	16018					915	15103
21	PAPER & PAPER PRODUCTS	133	27306573	1322219	1388089	34051	99921	1603970	27024822
210	Paper & paper products	133	27306573	1322219	1388089	34051	99921	1603970	27024822
2101	Pulp, paper & paperboard	44	18894928	867860	898146	25026	55312	1164738	18598050
21012	Paper and paperboard	6	8964540	345531	372709		27178	482900	8827171
21013 & 21014	Tissue / uncoated paper & paperboard Other uncoated paper & paperboard	16	227546	17295	17295			12383	232458
21016 & 21017	Processing of paper & paperboard Waste & scrap of paper & board	22	9702842	505034	508142	25026	28134	669455	9538421
2102	Containers of paper & paperboard	73	8200270	417352	458807		41455	422460	8195162
21021 & 21029	Containers of paper & paperboard Containers of paper & board n.e.c	73	8200270	417352	458807		41455	422460	8195162
2109	Other articles of paper&paperboard	16	211375	37007	31136	9025	3154	16772	231610
21091	Household & toilet paper products	9	53034	2215	2372		157	1566	53683
21092 & 21093	Paper stationery Wallpaper	3	75027	9352	11659		2307	9120	75259
21099	Other articles of paper n.e.c	4	83314	25440	17105	9025	690	6086	102668
22	PUBLISHING, PRINTING & REPRODUCTION	47	4453378	4249455	4306525		57070	479521	8223312
221	Publishing	16	878222	1133067	1133218		151	126214	1885075
2211 & 2212	Printing & publication of books etc Publishing of newspapers & journals	13	307276	49227	49378		151	27580	328923
2213 & 2219	Publishing of music Other publishing	3	570946	1083840	1083840			98634	1556152
222	Printing	31	3575156	3116388	3173307		56919	353307	6338237
2221	Printing	8	2160628	2615979	2619546		3567	212258	4564349
2222	Service activities of printing	23	1414528	500409	553761		53352	141049	1773888
23	PETROLEUM	30	9638687	1143639	1154449	119790	130600	918215	9864111
232	Refined petroleum products	30	9638687	1143639	1154449	119790	130600	918215	9864111
23201	Refined petroleum products	18	8574020	915393	983288		67895	834032	8655381
23202	Petroleum gases	7	936404	218157	160905	119790	62538	76956	1077605
23203 & 23205	Other petroleum products Refined petroleum products n.e.c	5	128263	10089	10256		167	7227	131125
24	CHEMICALS & CHEMICAL PRODUCTS	494	172782168	34826465	12734762	23751782	1660079	9752097	197856536
241	Basic chemicals	98	96804328	29928407	6711511	23693348	476452	4477892	122254843
2411	Basic chemicals	63	16907172	2084003	2162771		78768	938470	18052705
24111	Industrial gases	11	1819057	86372	94527		8155	54706	1850723
24112	Dyes & pigments	12	1012037	54314	76437		22123	132449	933902
24113	Inorganic acids & compounds	12	3775538	1116791	1125810		9019	350609	4541720
24114	Chemical elements	11	8705704	171254	173316		2062	296637	8580321
24115	Other basic inorganic chemicals n.e.c	6	95040	182422	182480		58	15448	262014
24116	Other basic organic chemicals	8	1259133	462478	462478			72206	1649405
24117	Basic organic chemical products	3	240663	10372	47723		37351	16415	234620
2412	Fertilizers & Nitrogen compounds	16	76378018	27100246	3774847	23693348	367949	3366011	100112253
24121 & 24129	Fertilizers & Nitrogen compounds Other fertilizers n.e.c.	16	76378018	27100246	3774847	23693348	367949	3366011	100112253
2413	Plastics & synthetic rubber	19	3519138	744158	773893		29735	173411	4089885
24131	Plastics in primary forms	4	144294	34525	35573		1048	25521	153298
24132	Other plastics in primary forms	8	2975804	691300	719515		28215	127835	3539269
24134	Synthetic rubber in primary forms	7	399040	18333	18805		472	20055	397318
242 & 243	Other chemical products Man-made fibres	396	75977840	4898058	6023251	58434	1183627	5274205	74559425
2421	Pesticides & agrochemical products	14	688031	59844	91602		31758	107475	640400
24210	Pesticides & agrochemical products	14	688031	59844	91602		31758	107475	640400
2422	Paints, varnishes, printing ink	27	1145794	271173	282820	18	11665	131796	1285171
24221	Paints & varnishes of polymers	20	891888	245273	252184	18	6929	106338	1030823
24222	Other paints & varnishes etc	7	253906	25900	30636		4736	25458	254348
2423	Pharmaceuticals	228	2315020	3149352	3657832	40070	548550	1844037	24460335
24231	Basic pharmaceuticals	6	110527	3339	8739		5400	9510	104356
24233 & 24234	Pharmaceutical preparations Other pharmaceutical preparations	186	18977050	2902731	3395436	40070	532775	1563723	20316058
24235	Surgical instruments	12	438858	64106	66096		1990	49209	453755
24239	Other pharmaceutical products n.e.c	24	3628585	179176	187561		8385	221595	3586166
2424	Soaps & detergents	94	6868871	849399	883193	18031	51825	202003	7516267
24243	Soaps & detergents	69	5961390	529301	556077	18031	44807	188969	6301722
24244 & 24245 & 24246	Odiferous preparations and waxes Agarbatti etc Perfumes & toilet preparations	25	907481	320098	327116		7018	13034	1214545
2429 & 2430	Other chemical products Man-made fibres	33	44120124	568290	1107804	315	539829	2988894	41699520
24291	Explosives								
24292	Glues and gelatines	11	652839	67845	73073		5228	43277	677407
24293	Essential oils								
24296	Other chemical products	5	5026	987	987			506	5507
24297 & 24301	Misc. other chemical products n.e.c Synthetic fibre	17	43462259	499458	1033744	315	534601	2945111	41016606

TABLE - 4.0 (A)

FIXED ASSETS

PAKISTAN
2005-06

Values in '000' Rs

Industry Code	Industrial Major Groups and Industry	No. of reporting establishments	Value of fixed assets at the beginning of the year	Addition / Alteration during the year				Depreciation charged during the year	Value of fixed assets at the end of the year
				TOTAL	Purchases of fixed assets	Fixed assets produced for own use	Sales of fixed assets		
1	2	3	4	5	6	7	8	9	10
25	RUBBER & PLASTICS PRODUCTS	170	12788076	1967093	2446912	115	479934	993460	13761709
251	Rubber products	28	1191911	253733	259113		5380	125057	1320587
2511	Rubber tyres & tubes; retreading	14	1033967	240628	241098		470	109923	1164672
25111 &	Rubber tyres & tubes								
25112	Retreading pneumatic rubber tyres	14	1033967	240628	241098		470	109923	1164672
2519	Other rubber products	14	157944	13105	18015		4910	15134	155915
25191	Other rubber products	9	136101	11658	12273		615	11541	136218
25192 &	Vulcanised & hard rubber articles								
25199	Other rubber products n.e.c	5	21843	1447	5742		4295	3593	19697
252	Plastic products	142	11596165	1713360	2187799	115	474554	868403	12441122
2520	Plastic products	142	11596165	1713360	2187799	115	474554	868403	12441122
25201	Plastic plates, sheets & tubes	42	2972923	146072	407627	115	261670	260361	2858634
25202	Packaging products of plastic	53	4319776	1348576	1528383		179807	304974	5363378
25203	Builders' ware plastic	9	452806	25291	25901		610	34043	444054
25204	Other plastic products	38	3850660	193421	225888		32467	269025	3775056
26	OTHER NON-METALLIC MINERAL PRODUCTS	482	122173253	47123458	47623728	13051	513321	5925018	163371693
261	Glass & glass products	34	7078325	3759867	3828691	9837	78661	911911	9926281
2610	Glass & glass products	34	7078325	3759867	3828691	9837	78661	911911	9926281
26101	Flat glass	5	2053908	496481	559257		62776	270396	2279993
26102	Shaping & processing of flat glass	6	687744	38604	42535		3931	40329	686019
26103	Hollow glass	10	4036944	3218548	3219983	9837	11272	577846	6677646
26104 &	Glass fibres								
26105	Other glass, processed	7	142500	6199	6199			2489	146210
26106	Other glassware including bangles	6	157229	35	717		682	20851	136413
269	Non-metallic mineral products n.e.c.	448	115094928	43363591	43795037	3214	434660	5013107	153445412
2691	Non-refractory ceramic ware	97	2385171	37832	104888		67056	93939	2329064
26911	Ceramic household & ornaments	57	349348	2621	2621			3295	348674
26912	Sanitary ceramic fixtures	36	843785	4715	4715			18698	829802
26913	Ceramic insulators	4	1192038	30496	97552		67056	71946	1150588
2692	Refractory ceramic products	6	1911547	626756	630603		3847	118838	2419465
26920	Refractory ceramic products	6	1911547	626756	630603		3847	118838	2419465
2693	Structural clay & ceramic products	155	1941373	-9519	35314	2222	47055	139031	1792823
26931	Ceramic tiles & flags	4	1646022	-15482	31441		46923	138018	1492522
26932	Construction products in baked clay	151	295351	5963	3873	2222	132	1013	300301
2694	Cement, lime & plaster	30	106528033	42443973	42746268		302295	4500755	144471251
26941	Cement	30	106528033	42443973	42746268		302295	4500755	144471251
2695	Articles of concrete, cement & plaster	24	1381050	164660	166611	992	2943	119147	1428563
26951 &	Concrete products for construction								
26955	Articles of fibre cement	24	1381050	164660	166611	992	2943	119147	1428563
2696	Cutting, shaping & finishing of stone	132	893119	89186	97465		8279	36201	946104
26960	Ornamental & building stone articles	132	893119	89186	97465		8279	36201	946104
2699	Other non-metallic mineral products	4	54635	10703	13888		3185	5196	60142
26991 &	Abrasive products								
26992	Non-metallic mineral products n.e.c	4	54635	10703	13888		3185	5196	60142
27	BASIC METALS	291	27184842	3525603	3739364	13166	226927	1457352	29253093
271	Basic iron & steel	245	25564146	3084304	3275885	13166	204747	1185000	27463450
2711	Basic iron & steel	76	17171157	1309362	1433446		124084	753395	17727124
27111 &	Products of iron & steel								
27112	Ferro alloys	8	13395475	1008324	1129922		121598	720910	13682889
27113	Ingots, billets	43	3591287	296852	299338		2486	22584	3865555
27114 &	Stainless steel products								
27118 &	Hot-rolled rods & bars								
27119	Heavy sections of steel	25	184395	4186	4186			9901	178680
2712	Tubes and tube fittings	51	5941112	1575442	1633465	13166	71189	310421	7206133
27121	Tubes & tube fittings of cast iron	13	293829	98881	135600		36719	36739	355971
27122	Steel tubes & fittings	38	5647283	1476561	1497865	13166	34470	273682	6850162
2713	Other first processed iron & steel	118	2451877	199500	208974		9474	121184	2530193
27131 &	Cold-drawn products								
27132	Cold-rolled narrow strip	47	1776954	95413	103411		7998	77162	1795205
27133	Cold-formed / folded products of iron	68	443988	96301	97777		1476	34481	505808
27134	Wires	3	230935	7786	7786			9541	229180
272	Basic precious & non-ferrous metals	41	1247174	425351	446551		21200	260458	1412067
2721 &	Basic precious metals								
2722	Aluminium & its products	25	795512	245392	254751		9359	166436	874468
27221 &	Silver								
27221 &	Aluminium, unwrought; alumina								
27222	Semi-finished products of aluminium	22	782218	242583	251882		9299	165376	859425
27229	Other aluminium products	3	13294	2809	2869		60	1060	15043
2723	Lead, zinc, tin & products	3	40482	13086	13936		850	53844	-276
27232	Lead, zinc, tin & their alloys	3	40482	13086	13936		850	53844	-276
2724	Copper products	13	411180	166873	177864		10991	40178	537875
27241 &	Copper, copper mattes								
27242	Semi-finished products of copper	13	411180	166873	177864		10991	40178	537875
273	Casting of metals	5	373522	15948	16928		980	11894	377576
2731	Casting of iron & steel	5	373522	15948	16928		980	11894	377576
27311 &	Casting of iron								
27312	Casting of steel	5	373522	15948	16928		980	11894	377576
28	FABRICATED METAL PRODUCTS	144	3399879	719587	811274	222	91909	240917	3878549
281	Structural metal products	27	436760	70016	75679		5663	35652	471124
2811	Structural metal products	12	124675	36890	36890			10585	150980
28111	Metal structures & parts	8	97546	32176	32176			9840	119882
28112 &	Repairs of metal structures								
28113 &	Builders' carpentry & joinery of metal								
28119	Other structural metal products	4	27129	4714	4714			745	31098
2812	Tanks & containers	15	312085	33126	38789		5663	25067	320144
28121	Tanks & containers	11	295902	30220	35883		5663	23350	302772
28122	Radiators & boilers	4	16183	2906	2906			1717	17372
289	Other fabricated metal products	117	2963119	649571	735595	222	86246	205265	3407425
2892 &	Treating & coating of metals								
2893	Cutlery & general hardware	19	591564	166791	201583	222	35014	33739	724616
28931 &	Cutlery								
28932	Hand tools	15	569745	165288	200294		35006	33599	701434
28923 &	Mechanical engineering services								
28933 &	Locks & hinges								
28939	General hardware	4	21819	1503	1289	222	8	140	23182
2899	Other fabricated metal products n.e.c	98	2371555	482780	534012		51232	171526	2682809
28991	Steel drums & containers	9	71898	1242	1242			2391	70749
28992	Light containers of metals	8	57958	2985	4400		1415	4915	56028
28993	Wire products	29	1872641	452843	499355		46512	143793	2181691
28994	Fasteners, chains, springs etc	6	65455	18696	19440		744	7977	76174
28995 &	Swords, cutlasses & similar arms								
28996	Other fabricated metal products	43	198203	6680	7762		1082	8561	196322
28997	IMR of other metal products n.e.c	3	105400	334	1813		1479	3889	101845

TABLE - 4.0 (A)

FIXED ASSETS

PAKISTAN
2005-06

Values in '000' Rs

Industry Code	Industrial Major Groups and Industry	No. of reporting establishments	Value of fixed assets at the beginning of the year	Addition / Alteration during the year				Depreciation charged during the year	Value of fixed assets at the end of the year
				TOTAL	Purchases of fixed assets	Fixed assets produced for own use	Sales of fixed assets		
1	2	3	4	5	6	7	8	9	10
29	MACHINERY & EQUIPMENT N.E.C.	372	8205796	1224106	1269315	96953	142162	650897	8779005
291	General-purpose machinery	68	1122618	238064	249676	8000	19612	134537	1226145
2911	Engines & turbines	5	24986	9749	1749	8000		1818	32917
29111 & 29112 &	Engines								
29112 &	Turbines								
29113	Parts of turbines	5	24986	9749	1749	8000		1818	32917
2912	Pumps, compressors, taps & valves	22	408505	41341	48539		7198	69802	380044
29121	Hydraulic/pneumatic power engine/motors	4	25781	8117	8717		600	3444	30454
29122	Pumps for liquids	8	319370	27603	34201		6598	15723	331250
29123 & 29124 &	Air or vacuum pumps								
29124 &	Taps, cocks & valves etc								
29125	IMR of pumps, taps & valves	10	63354	5621	5621			50635	18340
2913	Driving elements	6	261253	127598	137575		9977	23504	365347
29131 & 29132 &	Driving elements								
29132 &	Parts of driving elements	6	261253	127598	137575		9977	23504	365347
2914	Ovens, furnaces & furnace burners	3	10039	3033	4095		1062	466	12606
29141	Ovens, furnaces & furnace burners	3	10039	3033	4095		1062	466	12606
2915 & 2919	Lifting & handling equipment	32	417835	56343	57718		1375	38947	435231
29151 & 29191	Other general-purpose machinery								
29151 &	Lifting & handling equipment & Parts								
29191	Cooling & ventilation equipment	10	186072	15944	16051		107	21655	180361
29192	Gas generators & filtering apparatus	5	96923	15931	15989		58	8872	103982
29193 & 29195	Packing, weighing & spraying machinery								
29195 &	Machinery for temperature treatment	6	61320	20305	21125		820	6474	75151
29196	Parts of other general purpose machinery	8	53380	4163	4553		390	1946	55597
29197 & 29198 &	Dish washing machines								
29198 &	IMR of gen. purpose machinery								
29199	Other general purpose machinery	3	20140						20140
292	Special-purpose machinery	142	3697059	502720	457803	86913	41996	275373	3924406
2921	Agricultural & forestry machinery	90	1570589	316934	345864	100	29030	147121	1740402
29211	Agricultural tractors	9	492712	41122	5951		14829	62061	471773
29212	Agricultural & forestry machinery	17	82069					2296	79773
29214	Harvesting machinery	27	60024	692	692			720	59996
29215 & 29216 &	Spraying machinery for agriculture								
29216 &	Self-loading/unloading agr. trailers	4	7925	28	28			111	7842
29217 & 29218	Other agricultural or forestry machines								
29218 &	IMR of agricultural machinery	33	927859	275092	289193	100	14201	81933	1121018
2922	Manufacture of machine tools	7	465234	24534	26544	43	2053	19484	470284
29221	Portable hand-held power tools	4	445573	24491	26544		2053	18414	451650
29222 & 29224 &	Machine tools for working metals etc								
29224 &	Other machine tools for working metals								
29226	Welding tools & hot spraying machines	3	19661	43		43		1070	18634
2923 & 2924	Machinery for metallurgy								
2923 &	Mining & quarrying machinery	5	78992	9451	9460		9	6895	81548
29231 & 29244 &	Machinery for metallurgy & parts								
29244 &	Foundry moulds forming machinery								
29246 & 29247	Machinery parts for mining, quarrying								
29247 &	IMR of construction machinery	5	78992	9451	9460		9	6895	81548
2925	Machinery for food & tobacco processing	12	1016994	39147	36254	6067	3174	72459	983682
29251	Machinery for food & tobacco processing	12	1016994	39147	36254	6067	3174	72459	983682
2926	Textile & leather production machinery	13	238713	26906	34636		7730	12055	253564
29261	Spinning, weaving & knitting machinery	3	10879						10879
29262	Other machinery for textile production	3	7653						7653
29264	Parts of machinery for textile	3	10797	438	438			374	10861
29265	Household sewing machines	4	209384	26468	34198		7730	11681	224171
2927	Weapons & ammunition	10	158152	81930	1227	80703		10876	229206
29271	Weapons & ammunition & parts	10	158152	81930	1227	80703		10876	229206
2929	Other special-purpose machinery	5	168385	3818	3818			6483	165720
29292 & 29293 &	Printing & book-binding machinery								
29293 &	Misc. special purpose machinery								
29294 & 29299	IMR of special purpose machinery n.e.c								
29299 &	Special-purpose machinery n.e.c	5	168385	3818	3818			6483	165720
293	Domestic appliances n.e.c.	162	3386119	483322	561836	2040	80554	240987	3628454
2930	Electric domestic appliances	162	3386119	483322	561836	2040	80554	240987	3628454
29301	Electric domestic appliances	125	3147610	457197	530361	2040	75204	224248	3380559
29302	Other electric domestic appliances	8	22381	4503	7700		3197	1963	24921
29303	Parts of electric domestic appliances	19	91069	20954	22027		1073	7253	104770
29304 & 29305	IMR of professional electric appliances								
29305 &	Non-electric domestic appliances	6	20776	-580	500		1080	449	19747
29306 & 29307	Parts of non-electric domestic appliances								
29307 &	IMR of Industrial machinery	4	104283	1248	1248			7074	98457

TABLE - 4.0 (A)

FIXED ASSETS

PAKISTAN
2005-06

Values in '000' Rs

Industry Code	Industrial Major Groups and Industry	No. of reporting establishments	Value of fixed assets at the beginning of the year	Addition / Alteration during the year				Depreciation charged during the year	Value of fixed assets at the end of the year
				TOTAL	Purchases of fixed assets	Fixed assets produced for own use	Sales of fixed assets		
1	2	3	4	5	6	7	8	9	10
31	ELECTRICAL MACHINERY & APPARATUS N.E.	67	11704593	1235593	1830179	4166	598752	557321	12382865
311	DC motors, generators & transformers	19	6501587	873513	1148450		274937	385196	6989904
3110	DC motors, generators & transformers	19	6501587	873513	1148450		274937	385196	6989904
31102 &	Universal AC/DC motors & AC generators								
31103	Electric generating sets & converters	5	1366996	265863	276409		10546	179019	1453840
31104 &	Electrical transformers								
31106	Motors/generators/transformers parts	5	1125383	4806	6162		1356	14474	1115715
31107 &	IMR of motors, gener. & transformers								
31109	Elec. motors, gener. & transformers nec	9	4009208	602844	865879		263035	191703	4420349
312	Electricity distri. & control apparatus	12	68943	9867	9867			6051	72759
3120	Electricity distri. & control apparatus	12	68943	9867	9867			6051	72759
31201 &	Control apparatus for > = 1000 V								
31202	Control apparatus for < or = 1000 V	4	27168	4080	4080			4632	26616
31203 &	Electrical boards								
31204	Parts of electricity control apparatus	8	41775	5787	5787			1419	46143
313	Insulated wire & cables	7	2722954	54079	346205		292126	35751	2741282
3130	Insulated wire & cables	7	2722954	54079	346205		292126	35751	2741282
31301	Insulated wire and cable	7	2722954	54079	346205		292126	35751	2741282
314	Accumulators, cells & batteries	10	860602	210349	218327		7978	73083	997868
3140	Accumulators, cells & batteries	10	860602	210349	218327		7978	73083	997868
31401	Primary cells & batteries & parts	10	860602	210349	218327		7978	73083	997868
315	Electric lamps & lighting equipment	9	1357076	29554	41620	4166	16232	47177	1339453
3150	Electric lamps & lighting equipment	9	1357076	29554	41620	4166	16232	47177	1339453
31501	Electric lamps	4	1011199	20082	36314		16232	45943	985338
31502	Lamps lighting fittings								
31503	Other lamps & lighting fittings	5	345877	9472	5306	4166		1234	354115
319	Other electrical equipment n.e.c.	10	193431	58231	65710		7479	10063	241599
3190	Other electrical equipment n.e.c	10	193431	58231	65710		7479	10063	241599
31901	Ignition of other wiring sets								
31903	Other electrical equipment & parts	10	193431	58231	65710		7479	10063	241599
32	RADIO, TV & COMMUNICATION EQUIPMENT	14	2160313	77886	114975		37089	96270	2141929
321	Electronic valves & tubes etc.	4	214135	19108	20822		1714	13096	220147
322	TV, radio & telegraphy apparatus	5	1914351	49752	85127		35375	78841	1885262
323	Sound/video apparatus of TV & radio	5	31827	9026	9026			4333	36520
33	MEDICAL & OPTICAL INSTRUMENTS	95	5131339	445759	469658	15711	39610	248450	5328648
331	Medical & measuring instruments	91	3945756	452210	464439	15711	27940	240127	4157839
3311	Medical/surgical/orthopaedic equipment	81	3356908	408199	418608	15711	26120	172550	3592557
3312	Measuring instruments & appliances	10	588848	44011	45831		1820	67577	565282
332 &	Optical & photographic equipment								
333	Watches & clocks	4	1185583	-6451	5219		11670	8323	1170809
34	MOTOR VEHICLES & TRAILERS	139	21568646	6232064	6853175	18450	639561	1937214	25863496
341	Motor vehicles	12	13409767	5254558	5644158		389600	1384535	17279790
3410	Motor vehicles	12	13409767	5254558	5644158		389600	1384535	17279790
34102	Passenger cars, jeep etc	6	11787949	4241734	4628808		387074	1203699	14825984
34103 &	Motor vehicles for > or = 10 persons								
34104	Motor vehicles for transport of goods	6	1621818	1012824	1015350		2526	180836	2453806
342	Bodies for motor vehicles & trailers	4	46151	17140	19540		2400	6243	57048
3420	Bodies for motor vehicles & trailers	4	46151	17140	19540		2400	6243	57048
34201 &	Bodies for motor vehicles								
34202 &	Bodies for trailer & semi-trailers								
34204	Reconditioning of motor vehicles	4	46151	17140	19540		2400	6243	57048
343	Parts & accessories for motor vehicles	123	8112728	960366	1189477	18450	247561	546436	8526658
3430	Parts & accessories for motor vehicles	123	8112728	960366	1189477	18450	247561	546436	8526658
34301	Parts of engines	10	669115	163117	165821		2704	79774	752458
34302	Other parts for motor vehicles	85	7024023	605822	817882	18450	230510	397048	7232797
34303 &	Safety seat belts, airbags etc								
34304	Assembly of motor vehicles parts n.e.c	18	352975	191303	202731		11428	66187	478091
34305	MR of motor vehicles	10	66615	124	3043		2919	3427	63312

TABLE - 4.0 (A)

FIXED ASSETS

PAKISTAN
2005-06

Values in '000' Rs

Industry Code	Industrial Major Groups and Industry	No. of reporting establishments	Value of fixed assets at the beginning of the year	Addition / Alteration during the year				Depreciation charged during the year	Value of fixed assets at the end of the year
				TOTAL	Purchases of fixed assets	Fixed assets produced for own use	Sales of fixed assets		
1	2	3	4	5	6	7	8	9	10
35	OTHER TRANSPORT EQUIPMENT	47	14436927	2763444	2871832	4827	113215	662694	16537677
351 &	Building & repair of ships & boats								
352 &	Railway locomotives & rolling stock								
353	Aircraft & spacecraft	3	8965174	957360	957514		154	57126	9865408
3511 &	Building & repair of ships								
3520 &	Railway locomotives & rolling stock								
3530	Aircraft and spacecraft	3	8965174	957360	957514		154	57126	9865408
35112 &	Building & repair of transport								
35201 &	Rail locomotives & locomotive tenders								
35309	Other parts of aircraft and spacecraft	3	8965174	957360	957514		154	57126	9865408
359	Transports equipment n.e.c	44	5471753	1806084	1914318	4827	113061	605568	6672269
3591	Motorcycles	34	5177487	1792656	1892080	4827	104251	588959	6381184
35911	Motorcycles & three wheelers	17	4968745	1757455	1858983	2115	103643	570737	6155463
35919	Other motor-cycle & parts	17	208742	35201	33097	2712	608	18222	225721
3592	Bicycles & invalid carriages	10	294266	13428	22238		8810	16609	291085
35922	Parts & accessories of bicycles etc	7	26791	2963	2963			5703	24051
35929	Other cycles including tricycles	3	267475	10465	19275		8810	10906	267034
36	FURNITURE	130	3402700	261474	302690	4089	45305	265665	3398509
361	Furniture	38	785520	15429	17138		1709	30943	770006
3610	Furniture	38	785520	15429	17138		1709	30943	770006
36101	Furniture & fixtures made of wood etc	27	242118	5751	6036		285	1483	246386
36102 &	Furniture & fixtures primarily of metal								
36103	Furniture & fixtures of plastics	7	66721	1919	1919			3717	64923
36104	Coir foam mattresses & pillows etc	4	476681	7759	9183		1424	25743	458697
369	Manufacturing n.e.c	92	2617180	246045	285552	4089	43596	234722	2628503
3691 &	Jewellery & related articles								
3692	Musical instruments	4	22228					380	21848
36912 &	Jewellery & related articles								
36921	Musical instruments & parts	4	22228					380	21848
3693 &	Sports goods								
3694	Games & toys	52	1356546	177861	207341	3963	33443	128336	1406071
36931 &	Sports goods								
36939 &	Other sports & athletic goods n.e.c								
36941	Dolls & toys	52	1356546	177861	207341	3963	33443	128336	1406071
3699	Other manufacturing n.e.c	36	1238406	68184	78211	126	10153	106006	1200584
36992	Brooms & brushes	3	123038	25734	27034		1300	15789	132983
36994	Writing implements	8	416315	32041	40028	126	8113	39021	409335
36995	Umbrellas, walking-sticks & buttons	3	70254	2921	2978		57	6552	66623
36998	Lighters, matches & liquid gas fuels	22	628799	7488	8171		683	44644	591643
37	RECYCLING	30	24428	52808	54356	992	2540	3505	73731
37102	Shipbreaking services	30	24428	52808	54356	992	2540	3505	73731

TABLE - 4.0 (B)

FIXED ASSETS (DETAIL)

PAKISTAN
2005-06

Values in '000' Rs

Industry Code	Industrial Major Groups and Industry	No. of reporting establishments	Total				Land improvement and buildings				Total
			Total	Purchases of fixed assets (Col 9 + 13 + 17 + 21 + 25)	Fixed assets produced for own use (Col 10 + 14 + 18 + 22 + 26)	Sales of fixed assets (Col 11 + 15 + 19 + 23 + 27)	Total	Purchases of fixed assets	Fixed assets produced for own use	Sales of fixed assets	
1	2	3	4	5	6	7	8	9	10	11	12
D	ALL INDUSTRIES	6417	197286732	186992537	25295395	15001200	29824639	28446905	2455140	1077406	144926962
15	FOOD PRODUCTS & BEVERAGES	1860	19858354	21545694	263461	1950801	4192446	4229762	76075	113391	12626732
151	Meat, fruit, vegetables, oils & fats	686	1190817	1759634	38238	607055	219133	287674	22432	90973	496091
1511	Meat & meat products	3	90141	91476		1335	12176	12176			63843
15112 & 15115	Processing of wool, hides & skins Poultry and other slaughtering	3	90141	91476		1335	12176	12176			63843
1512	Fish & fish products	8	9093	9093			5375	5375			2535
15121 & 15123 & 15124	Fish & fish products Fish meal, inedible Fish & fish products n.e.c	8	9093	9093			5375	5375			2535
1513	Fruits, vegetables & edible nuts	24	355196	503535	201	148540	22419	22477		58	292324
15131 & 15132	Processing of potatoes Cooking of potatoes & products	3	3113	4421		1308	-3	55		58	179
15133	Fruit and vegetable juices	12	343313	490326		147013	22248	22248			286296
15135 & 15136	Processing of fruits, vegetables & nuts Processing of vegetable residues	9	8770	8788	201	219	174	174			5849
1514	Vegetable & animal oils & fats	651	736387	1155530	38037	457180	179163	247646	22432	90915	137389
15141	Animal & vegetable, oils & fats, crude	6	26075	4547	21528		22416	888	21528		3659
15142	Cotton ginning	540	537939	526435	16509	5005	60140	59365	904	129	169925
15143	Oil cake and other solid residues	10	14009	16009		2000	7341	7341			6586
15144	Refined oils & fats	92	88962	537808		448846	88217	179003		90786	-80906
15145 & 15149	Vegetable waxes Animal & vegetable oils & fats, n.e.c	3	69402	70731		1329	1049	1049			38125
152	Dairy products	47	4061913	4239528	127541	305156	623254	627429	2031	6206	3116277
1520	Dairy products	47	4061913	4239528	127541	305156	623254	627429	2031	6206	3116277
15201	Processed liquid milk & cream	9	707270	715160		7890	32643	32643			678027
15202	Milk & cream in solid forms	9	1560859	1685950		125091	288721	291824		3103	1185702
15203 & 15204	Butter & ghee Cheese & curd	5	76659	10755	68262	2358	2047	16	2031		6053
15205	Other dairy products	7	1652986	1718555	59279	124848	289668	292771		3103	1207174
15206	Ice cream & other edible ice	17	64139	109108		44969	10175	10175			39321
153	Grain mill products & animal feed	901	1531447	1567639	45607	81799	278731	259419	23877	4565	371487
1531	Grain mill products	858	1035536	1023318	45607	33389	111405	92093	23877	4565	126811
15311	Rice Husking	315	68918	76838	7695	15615	28215	29572	590	1947	30539
15312 & 15313	Cereal & vegetable flour milling Cereal grain products	524	950929	930785	37912	17768	78209	57540	23287	2618	91452
15314 & 15319	Rice milling Other grain milling n.e.c	19	15689	15695		6	4981	4981			4820
1532	Starches & starch products	10	190551	200034		9483	43692	43692			107773
15322	Starches & starch products	10	190551	200034		9483	43692	43692			107773
1533	Animal feeds	33	305360	344287		38927	123634	123634			136903
15331 & 15332	Animal feeds Lucerne (alfalfa) meal & pellets	33	305360	344287		38927	123634	123634			136903
154	Other food products	190	11978466	12800836	52075	874445	2999525	2972381	27735	591	7878363
1541	Bakery products	64	1406029	1581790		175761	1065135	1065195		60	438956
15411	Bread, fresh pastry & cake	22	4326	4981		655	403	463		60	2514
15412	Rusks, biscuits	38	1363882	1515088		151206	1036597	1036597			442012
15419	Other bakery products n.e.c	4	37821	61721		23900	28135	28135			-5570
1542	Sugar	72	9878286	10463697	52075	637486	1826666	1798932	27735	1	6996923
15421	Sugar	72	9878286	10463697	52075	637486	1826666	1798932	27735	1	6996923
1543	Cocoa, chocolate & sugar confectionery	30	283234	293082		9848	31028	31028			185764
15432 & 15439	Chocolate & sugar confectionery Chocolate & sugar confectionery n.e.c	33	305360	344287		38927	123634	123634			136903
1549	Other farinaceous products n.e.c.	24	410917	462267		51350	76696	77226		530	256720
15491	Processing & blending of tea	11	328025	364169		36144	74006	74536		530	198670
15493	Preparing homogenised & dietic food	3	2047	2047			668	668			
15494	Condiments & seasonings	5	75654	90650		14996	1648	1648			53260
15495 & 15499	Vegetable saps & extracts Other food products n.e.c.	5	5191	5401		210	374	374			4790
155	Beverages	36	1095711	1178057		82346	71803	82859		11056	764514
1551 & 1553 & 1554	Spirits; ethyl alcohol Malt liquors & malt Soft drinks; mineral water	35	1011417	1093034		81617	68939	79995		11056	693151
15510 & 15532 & 15541	Spirits; ethyl alcohol Malt, whether or not roasted Aerated drinks; mineral waters	13	158882	159611		729	23398	23398			120788
15542 & 15549	Soft drinks Other non-alcoholic beverages	23	936829	1018446		81617	48405	59461		11056	643726
16	TOBACCO PRODUCTS	13	1207928	1319945	3940	115957	74767	78729	323	4285	1114788
17	MANUFACTURE OF TEXTILES	1329	66345824	71168368	908144	5730688	11951596	12218614	48788	315806	48460047
171	Textile spinning, weaving & finishing	1081	60359147	64958868	874143	5473864	10476272	10761325	28416	313469	44354009
1711	Spinning of textiles	504	39931217	41793804	846871	2709458	6447499	6456444	25201	34146	29534649
17111	Spinning of natural textile fibres	68	43149	49527		6378	16336	19256		2920	11055
17112	Spinning of man-made staple fibres	11	1551399	1618077	22013	88691	251999	248978	3021		1222669

TABLE - 4.0 (B)

FIXED ASSETS (DETAIL)

PAKISTAN
2005-06

Values in '000' Rs

Plant and machinery			Transport and equipment				Furniture and fixture				Other fixed assets				Industry Code
Purchases of fixed assets	Fixed assets produced for own use	Sales of fixed assets	Total	Purchases of fixed assets	Fixed assets produced for own use	Sales of fixed assets	Total	Purchases of fixed assets	Fixed assets produced for own use	Sales of fixed assets	Total	Purchases of fixed assets	Fixed assets produced for own use	Sales of fixed assets	
13	14	15	16	17	18	19	20	21	22	23	24	25	26	27	1
133208045	20345813	8626896	6875748	10585555	410732	4120539	1835639	2001543	169304	335208	13823744	12750489	1914406	841151	D
13888527	36663	1298458	1459976	1823132	67918	431074	449226	400504	65568	16846	1129974	1203769	17237	91032	15
933760	43	437712	157695	199279	117	41701	268850	270033	7	1190	49048	68888	15639	35479	151
64068		225	9173	10275		1102	1486	1486			3463	3471		8	1511
64068		225	9173	10275		1102	1486	1486			3463	3471		8	15112 & 15115
2535							226	226			957	957			1512
2535							226	226			957	957			15121 & 15123 & 15124
421567	43	129286	17709	36520	117	18928	2229	2421	7	199	20515	20550	34	69	1513
1429		1250	2937	2937											15131 & 15132
414332		128036	13658	32566		18908	1211	1211			19900	19969		69	15133
5806	43		1114	1017	117	20	1018	1210	7	199	615	581	34		15135 & 15136
445590		308201	130813	152484		21671	264909	265900		991	24113	43910	15605	35402	1514
3659															15141
171746		1821	30547	31579		1032	250865	250884		19	26462	12861	15605	2004	15142
6586			-217	1783		2000	70	70			229	229			15143
225474		306380	72139	90111		17972	13920	14892		972	-4408	28328		32736	15144
38125			28344	29011		667	54	54			1830	2492		662	15145 & 15149
3375540	3591	262854	189089	147931	62583	21425	94835	37888	59336	2389	38458	50740		12282	152
3375540	3591	262854	189089	147931	62583	21425	94835	37888	59336	2389	38458	50740		12282	1520
680467		2440	-5450			5450	1947	1947			103	103			15201
1300182		114480	60146	65109		4963	16478	17668		1190	9812	11167		1355	15202
2462	3591		65800	5575	62583	2358	57	57	57		2702	2702			15203 & 15204
1321864		114690	66198	70527		4329	75496	17416	59279	1199	14450	15977		1527	15205
70565		31244	2395	6720		4325	857	857			11391	20791		9400	15206
402120	8841	39474	817248	846146	5218	34116	30122	24383	6177	438	33859	35571	1494	3206	153
134202	8841	16232	771187	775404	5218	9435	13138	7364	6177	403	12995	14255	1494	2754	1531
36923	1100	7484	821	6325	5	5509	7504	1504	6000		1839	2514		675	15311
92459	7741	8748	768715	767428	5213	3926	5475	5701	177	403	7078	7657	1494	2073	15312 & 15313 & 15314 &
4820			1651	1651			159	159			4078	4084		6	15319
113278		5505	17426	21288		3862	6358	6393		35	15302	15383		81	1532
113278		5505	17426	21288		3862	6358	6393		35	15302	15383		81	15322
154640		17737	28635	49454		20819	10626	10626			5562	5933		371	1533
154640		17737	28635	49454		20819	10626	10626			5562	5933		371	15331 & 15332
8371106	24188	516931	198457	513716		315259	52733	63911	48	11226	849388	879722	104	30438	154
467568		28612	-127180	19818		146998	15539	13579			13670	13670		91	1541
2934		420	960	1135		175	52	52			397	397			15411
446304		4292	-137291	9532		146823	13445	13445			9119	9210		91	15412
18330		23900	9151	9151			2042	2042			4063	4063			15419
7459958	24188	487223	277961	407789		129828	36943	38439	48	1544	739793	758579	104	18890	1542
7459958	24188	487223	277961	407789		129828	36943	38439	48	1544	739793	758579	104	18890	15421
185864		100	528	7088		6560	4654	5288		634	61260	63814		2554	1543
154640		17737	28635	49454		20819	10626	10626			5562	5933		371	15432 & 15439
257716		996	47148	79021		31873	-4403	4645		9048	34756	43659		8903	1549
199270		600	29115	54070		24955	2717	3873		1156	23517	32420		8903	15491
53446		186	16654	23572		6918	-7120	772		7892	11212	11212			15493
5000		210									27	27			15494
806001		41487	97487	116060		18573	2686	4289		1603	159221	168848		9627	15495 & 15499
734265		41114	87956	106190		18234	2150	3736		1586	159221	168848		9627	155
121161		373	11972	12311		339	713	730		17	2011	2011			1551 & 1553 & 1554
684840		41114	31091	103749		18234	1973	3559		1586	157210	166837		9627	15510 & 15532 & 15541
1130255	3380	18847	11351	70322	150	59121	1271	1399		128	5751	39240	87	33576	15542 & 15549
52872328	52931	4465212	2442643	3022549	3177	583083	439179	467713	376	28910	3052359	2587164	802872	337677	16
48624673	43389	4314053	2210935	2699835	269	489169	396298	417564	254	21520	2921633	2455471	801815	335653	17
31573201	19537	2058089	1809671	2139952	239	330520	166715	175111	79	8475	1972683	1449096	801815	278228	1711
12783		1728	735	1535		800	1663	1663			13360	14290		930	17111
1255891	18541	51763	43897	78224	239	34566	18408	20079	79	1750	14426	14905	133	612	17112

TABLE - 4.0 (B)

FIXED ASSETS (DETAIL)

PAKISTAN
2005-06

Values in '000' Rs

Industry Code	Industrial Major Groups and Industry	No. of reporting establishments	Total				Land improvement and buildings				Total
			Total	Purchases of fixed assets (Col 9 + 13 + 17 + 21 + 25)	Fixed assets produced for own use (Col 10 + 14 + 18 + 22 + 26)	Sales of fixed assets (Col 11 + 15 + 19 + 23 + 27)	Total	Purchases of fixed assets	Fixed assets produced for own use	Sales of fixed assets	
1	2	3	4	5	6	7	8	9	10	11	12
17113	Textile yarn & thread of natural fibres	313	30025589	31467996	404293	1846700	5332809	5328129	22180	17500	21452992
17114	Text. yarn & thread of MM staple fibres	101	8231495	8569302	420565	758372	845470	859196		13726	6812215
17115	Processing of textile waste	11	79585	88902		9317	885	885			35718
1712	Textile fabrics	266	14134756	16632445	27272	2524961	2754041	3023516	3215	272690	10286851
17121	Fabrics other than cotton	47	472885	502223		29338	92703	93483		780	338029
17122	Cotton fabrics	130	10823678	12449468	18937	1644727	2059654	2217815		158161	7934062
17123	Fabrics of man-made filaments	29	2705582	3204076		498494	625497	625497			1913682
17124	Pile fabrics, terry towelling etc	56	132611	476678	8335	352402	-23813	86721	3215	113749	101078
17125	Weaving of fabrics on khadi / handloom	4									
1713	Finishing of textiles	311	6293174	6532619		239445	1274732	1281365		6633	4532509
17131	Finishing of textile fibres & yarn	129	2842942	2883788		40846	610918	610968		50	2016468
17132	Bleaching & dyeing of fabrics	145	2292127	2414620		122493	458549	464298		5749	1705589
17133	Printing services of fabrics	21	18873	20674		1801	272	272			15497
17134	Finishing of textiles (khadi/handloom)	12	17454	18378		924	13071	13905		834	
17139	Other textile finishing n.e.c.	4	1121778	1195159		73381	191922	191922			794955
172	Other textiles	140	4649199	4799605	34001	184407	1044960	1026925	20372	2337	3355555
1721	Made-up textile articles, not apparel	73	4299974	4422897	20815	143738	998563	993406	7186	2029	3115062
17211	Made-up textile articles for household	26	2622809	2639150		16341	638323	638323			1885515
17212	Other made-up textile articles	47	1677165	1783747	20815	127397	360240	355083	7186	2029	1229547
1722	Carpets & rugs	20	17309	24697		7388	962	1144		182	1720
17221	Carpets & rugs (other than by hand)	13	5349	6544		1195	1144	1144			1575
17222	Carpets & rugs (hand made)	7	11960	18153		6193	-182			182	145
1723	Cordage, rope, twine & netting	17	115238	119512		4274	17355	17355			88441
17231	Cordage, rope, twine & netting	3	6176	8560		2384	1373	1373			3420
17234	Embroidery & zari work by hand	14	109062	110952		1890	15982	15982			85021
1729	Other textiles n.e.c.	30	216678	232499	13186	29007	28080	15020	13186	126	150332
17291	Narrow woven fabrics & embroidery	14	32261	33803		1542	20	60		40	29189
17293 &	Other made up textiles										
17299	Other textiles n.e.c.	16	184417	198696	13186	27465	28060	14960	13186	86	121143
173	Knitted & crocheted fabrics & articles	108	1337478	1409895		72417	430364	430364			750483
1730	Knitted & crocheted fabrics	108	1337478	1409895		72417	430364	430364			750483
17301	Knitted & crocheted fabrics	28	286400	336514		50114	48207	48207			173351
17302	Knitted/crocheted cotton text: articles	10	123488	129840		6352	1549	1549			100195
17303	Knitted/crocheted woollen text: articles	48	240254	253439		13185	127841	127841			79016
17304	Knitted/crocheted synthetic articles	16	614031	616797		2766	240953	240953			351371
17309	Knitted/crocheted articles n.e.c	6	73305	73305			11814	11814			46550
18	WEARING APPAREL	326	2043197	4263074	42215	2262092	680498	861890	4149	185541	1389412
181 &	Wearing apparel, except fur apparel										
182	Articles of fur	326	2043197	4263074	42215	2262092	680498	861890	4149	185541	1389412
1810 &	Wearing apparel, except fur apparel										
1820	Articles of fur	326	2043197	4263074	42215	2262092	680498	861890	4149	185541	1389412
18101	Clothes of leather & substitutes	14	81308	204455		123147	8365	33966		25601	-16646
18102	Workwear	6	8881	1883	7006	8	4211	62	4149		2255
18103	Outerwear	47	284666	308056		23390	113379	133048		19669	115327
18104	Other outerwear	34	747745	776436		28691	203497	203998		501	359090
18105	Underwears	55	162358	168094		5736	32500	32500			118951
18106	Babies' garments & clothing accessories	87	998425	1791156	909	793640	121301	131534		10233	304807
18107	Clothing accessories of leather	74	-250718	1002192	34300	1287210	197245	326782		129537	497634
18109 &	Wearing apparel & accessories n.e.c										
18201	Tanned or dressed furskins	9	10532	10802		270					7994
19	LEATHER PRODUCTS	142	369636	421900	250	52514	70167	76133	250	6216	147014
191	Tanning & dressing of leather	106	191974	230855	250	39131	59821	65507	250	5936	73005
1911	Tanning & dressing of leather	87	90745	123343		32598	6778	7151		373	46430
19111	Tanning & dressing of leather	64	59118	88162		29044	5445	5607		162	24520
19113	Tanning of sheep, goat leather	11	15739	17402		1663	1223	1434		211	9153
19114 &	Tanning/dressing of other animal leather										
19115	Leather waste, dust, powder & flour	12	15888	17779		1891	110	110			12757
1912	Luggage, saddlery & harness	19	101229	107512	250	6533	53043	58356	250	5563	26575
19120	Luggage, saddlery & harness	19	101229	107512	250	6533	53043	58356	250	5563	26575
192	Footwear	36	177662	191045		13383	10346	10626		280	74009
1920	Footwear	36	177662	191045		13383	10346	10626		280	74009
19201 &	Footwear										
19202 &	Sports footwear										
19204	Parts of footwear	36	177662	191045		13383	10346	10626		280	74009
20	WOOD & WOOD PRODUCTS	62	291140	302273	20	11153	51705	52218		513	213817
201	Sawmilling & planing of wood	5	2226	2518		292					
2010	Sawmilling & planing of wood	5	2226	2518		292					
20101 &	Sawmilling or chipping of wood										
20102 &	Shaping of wood										
20103	Treating wood with preservatives	5	2226	2518		292					
202	Products of wood	57	288914	299755	20	10861	51705	52218		513	213817
2021	Plywood, panels & boards	52	288914	299755	20	10861	51705	52218		513	213817
20211	Panels & boards	45	275297	282819	20	7542	50914	51427		513	198737

TABLE - 4.0 (B)

FIXED ASSETS (DETAIL)

PAKISTAN

2005-06

Values in '000' Rs

Plant and machinery			Transport and equipment				Furniture and fixture				Other fixed assets				Industry Code
Purchases of fixed assets	Fixed assets produced for own use	Sales of fixed assets	Total	Purchases of fixed assets	Fixed assets produced for own use	Sales of fixed assets	Total	Purchases of fixed assets	Fixed assets produced for own use	Sales of fixed assets	Total	Purchases of fixed assets	Fixed assets produced for own use	Sales of fixed assets	
13	14	15	16	17	18	19	20	21	22	23	24	25	26	27	1
22951336		1498344	1625282	1843852		218570	115334	118318		2984	1499172	1226361	382113	109302	17113
7317473	996	506254	133342	206478		73136	31061	34802		3741	409407	151353	419569	161515	17114
35718			6415	9863			3448	249		249	36318	42187		5869	17115
12342542	23852	2079543	245085	360390	30	115335	79850	92705	175	13030	768929	813292		44363	1712
350321		12292	24940	30001		5061	128	128			17085	28290		11205	17121
9281135	18907	1365980	164275	246847	30	82602	61713	72389		10676	603974	631282		27308	17122
2405465		491783	30092	34481		4389	14314	15340		1026	121997	123293		1296	17123
305621	4945	209488	25778	49061		23283	3695	4848	175	1328	25873	30427		4554	17124
															17125
4708930		176421	156179	199493		43314	149733	149748		15	180021	193083		13062	1713
2046694		30226	48024	57235		9211	113648	113648			53884	55243		1359	17131
1787456		81867	49451	72927		23476	4021	4035		14	74517	85904		11387	17132
15497			2362	4163		1801	45	45			697	697			17133
			4220	4220							163	253		90	17134
859283		64328	52122	60948		8826	32019	32020		1	50760	50986		226	17139
3453078	9542	107065	153533	223882	2908	73257	22695	23580	122	1007	72456	72140	1057	741	172
3190499	9542	84979	116620	168934	2908	55222	20011	20896	122	1007	49718	49162	1057	501	1721
1886683		1168	63897	78682		14785	13725	13725			21349	21737		388	17211
1303816	9542	83811	52723	90252	2908	40437	6286	7171	122	1007	28369	27425	1057	113	17212
1720			13923	20889		6966	95	95			609	849		240	1722
1575			1932	2887		955	95	95			603	843		240	17221
145			11991	18002		6011					6	6			17222
91437		2996	3059	4337		1278	783	783			5600	5600			1723
5804		2384	1147	1147			51	51			185	185			17231
85633		612	1912	3190		1278	732	732			5415	5415			17234
169422		19090	19931	29722		9791	1806	1806			16529	16529			1729
29189			1594	3096		1502	444	444			1014	1014			17291
															17293 &
140233		19090	18337	26626		8289	1362	1362			15515	15515			17299
794577		44094	78175	98832		20657	20186	26569		6383	58270	59553		1283	173
794577		44094	78175	98832		20657	20186	26569		6383	58270	59553		1283	1730
203774		30423	47432	60524		13092	3683	10054		6371	13727	13955		228	17301
102981		2786	4938	8422		3484	2347	2347			14459	14541		82	17302
89901		10885	8450	9765		1315	2795	2807		12	22152	23125		973	17303
351371			10228	12994		2766	8089	8089			3390	3390			17304
46550			7127	7127			3272	3272			4542	4542			17309
1574428	2795	187811	-482160	1371625	1477	1855262	44765	45804	173	1212	410682	409327	33621	32266	18
															181 &
1574428	2795	187811	-482160	1371625	1477	1855262	44765	45804	173	1212	410682	409327	33621	32266	182
															1810 &
1574428	2795	187811	-482160	1371625	1477	1855262	44765	45804	173	1212	410682	409327	33621	32266	1820
47446		64092	11483	22424		10941	6881	7649		768	71225	92970		21745	18101
360	1895		1802	1125	677		216	93	123		397	243	162	8	18102
119048		3721	13800	13800			14124	14124			28036	28036			18103
378613		19523	170071	178738		8667	2920	2920			12167	12167			18104
122606		3655	5312	6112		800	804	804			4791	6072		1281	18105
331968		27161	339000	1093716		754716	10795	10985		190	222522	222953	909	1340	18106
566393	900	69659	-1025917	53151	800	1079868	9025	9229	50	254	71295	46637	32550	7892	18107
															18109 &
7994			2289	2559		270					249	249			18201
157636		10622	50856	82076		31220	84969	86833		1864	16630	19222		2592	19
76807		3802	38727	67055		28328	8081	8582		501	12340	12904		564	191
50067		3637	26515	54049		27534	3421	3911		490	7601	8165		564	1911
27655		3135	22310	47093		24783	1778	2268		490	5065	5539		474	19111
9153			2058	3420		1362	1643	1643			1662	1752		90	19113
															19114 &
13259		502	2147	3536		1389					874	874			19115
26740		165	12212	13006		794	4660	4671		11	4739	4739			1912
26740		165	12212	13006		794	4660	4671		11	4739	4739			19120
80829		6820	12129	15021		2892	76888	78251		1363	4290	6318		2028	192
80829		6820	12129	15021		2892	76888	78251		1363	4290	6318		2028	1920
															19201 &
80829		6820	12129	15021		2892	76888	78251		1363	4290	6318		2028	19202 &
															19204
215752		1935	15164	23821		8657	894	894			9560	9588	20	48	20
			2042	2334		292					184	184			201
			2042	2334		292					184	184			2010
															20101 &
															20102 &
															20103
215752		1935	13122	21487		8365	894	894			9376	9404	20	48	202
215752		1935	13122	21487		8365	894	894			9376	9404	20	48	2021
200672		1935	16441	21487		5046	808	808			8397	8425	20	48	20211

TABLE - 4.0 (B)

FIXED ASSETS (DETAIL)

PAKISTAN

2005-06

Values in '000' Rs

Industry Code	Industrial Major Groups and Industry	No. of reporting establishments	Total				Land improvement and buildings				Total
			Total	Purchases of fixed assets (Col 9 + 13 + 17 + 21 + 25)	Fixed assets produced for own use (Col 10 + 14 + 18 + 22 + 26)	Sales of fixed assets (Col 11 + 15 + 19 + 23 + 27)	Total	Purchases of fixed assets	Fixed assets produced for own use	Sales of fixed assets	
1	2	3	4	5	6	7	8	9	10	11	12
20212	Veneer sheets; plywood; densified wood	7	13617	16936		3319	791	791			15080
2023 & 2029	Wooden containers										
20231 & 20291 & 20293	Other products of wood	5									
21	PAPER & PAPER PRODUCTS	133	1322219	1388089	34051	99921	116435	114292	2683	540	1000890
210	Paper & paper products	133	1322219	1388089	34051	99921	116435	114292	2683	540	1000890
2101	Pulp, paper & paperboard	44	867860	898146	25026	55312	102431	99748	2683		611974
21012	Paper and paperboard	6	345531	372709		27178	34802	34802			241721
21013 & 21014	Tissue / uncoated paper & paperboard										
21016 & 21017	Other uncoated paper & paperboard	16	17295	17295			1119	1119			5990
21016 & 21017	Processing of paper & paperboard										
21017	Waste & scrap of paper & board	22	505034	508142	25026	28134	66510	63827	2683		364263
2102	Containers of paper & paperboard	73	417352	458807		41455	11617	12047		430	356077
21021 & 21029	Containers of paper & paperboard										
21029	Containers of paper & board n.e.c	73	417352	458807		41455	11617	12047		430	356077
2109	Other articles of paper&paperboard	16	37007	31136	9025	3154	2387	2497		110	32839
21091	Household & toilet paper products	9	2215	2372		157	-68	42		110	1360
21092 & 21093	Paper stationery										
21093	Wallpaper	3	9352	11659		2307					8382
21099	Other articles of paper n.e.c	4	25440	17105	9025	690	2455	2455			23097
22	PUBLISHING, PRINTING & REPRODUCTION	47	4249455	4306525		57070	69355	69476		121	4056762
221	Publishing	16	1133067	1133218		151	45388	45509		121	1081718
2211 & 2212	Printing & publication of books etc										
2212	Publishing of newspapers & journals	13	49227	49378		151	-114	7		121	43825
2213 & 2219	Publishing of music										
2219	Other publishing	3	1083840	1083840			45502	45502			1037893
222	Printing	31	3116388	3173307		56919	23967	23967			2975044
2221	Printing	8	2615979	2619546		3567	1657	1657			2589926
2222	Service activities of printing	23	500409	553761		53352	22310	22310			385118
23	PETROLEUM	30	1143639	1154449	119790	130600	231443	217327	33149	19033	527978
232	Refined petroleum products	30	1143639	1154449	119790	130600	231443	217327	33149	19033	527978
23201	Refined petroleum products	18	915393	983288		67895	135079	138805		3726	521362
23202	Petroleum gases	7	218157	160905	119790	62538	96383	78431	33149	15197	6168
23203 & 23205	Other petroleum products										
23205	Refined petroleum products n.e.c	5	10089	10256		167	-19	91		110	448
24	CHEMICALS & CHEMICAL PRODUCTS	494	34826465	12734762	23751782	1660079	3627269	1398852	2257553	29136	26297599
241	Basic chemicals	98	29928407	6711511	23693348	476452	2836668	618182	2231875	13389	23842958
2411	Basic chemicals	63	2084003	2162771		78768	185862	188534		2672	1737809
24111	Industrial gases	11	86372	94527		8155					67590
24112	Dyes & pigments	12	54314	76437		22123	3160	5455		2295	31978
24113	Inorganic acids & compounds	12	1116791	1125810		9019	73700	73927		227	988334
24114	Chemical elements	11	171254	173316		2062	1014	1014			132312
24115	Other basic inorganic chemicals n.e.c	6	182422	182480		58	70792	70792			100970
24116	Other basic organic chemicals	8	462478	462478			29827	29827			418204
24117	Basic organic chemical products	3	10372	47723		37351	7369	7519		150	-1579
2412	Fertilizers & Nitrogen compounds	16	27100246	3774847	23693348	367949	2623156	399229	2231875	7948	21449927
24121 & 24129	Fertilizers & Nitrogen compounds										
24129	Other fertilizers n.e.c.	16	27100246	3774847	23693348	367949	2623156	399229	2231875	7948	21449927
2413	Plastics & synthetic rubber	19	744158	773893		29735	27650	30419		2769	655222
24131	Plastics in primary forms	4	34525	35573		1048	6602	6602			18365
24132	Other plastics in primary forms	8	691300	719515		28215	19652	22421		2769	625415
24134	Synthetic rubber in primary forms	7	18333	18805		472	1396	1396			11442
242 & 243	Other chemical products										
243	Man-made fibres	396	4898058	6023251	58434	1183627	790601	780670	25678	15747	2454641
2421	Pesticides & agrochemical products	14	59844	91602		31758	8267	12223		3956	25559
24210	Pesticides & agrochemical products	14	59844	91602		31758	8267	12223		3956	25559
2422	Paints, varnishes, printing ink	27	271173	282820	18	11665	98649	98769	18	138	106793
24221	Paints & varnishes of polymers	20	245273	252184	18	6929	90805	90925	18	138	103871
24222	Other paints & varnishes etc	7	25900	30636		4736	7844	7844			2922
2423	Pharmaceuticals	228	3149352	3657832	40070	548550	566453	547419	25490	6456	1345193
24231	Basic pharmaceuticals	6	3339	8739		5400	-705	795		1500	1540
24233	Pharmaceutical preparations	186	2902731	3395436	40070	532775	511411	490723	25490	4802	1210879
24234 & 24235	Other pharmaceutical preparations										
24235	Surgical instruments	12	64106	66096		1990	6470	6470			40789
24239	Other pharmaceutical products n.e.c	24	179176	187561		8385	49277	49431		154	91985
2424	Soaps & detergents	94	849399	883193	18031	51825	106616	106616			475276
24243	Soaps & detergents	69	529301	556077	18031	44807	92222	92222			234633
24244 & 24245 & 24246	Odiferous preparations and waxes										
24245	Agarbatti etc										
24246	Perfumes & toilet preparations	25	320098	327116		7018	14394	14394			240643

Plant and machinery			Transport and equipment				Furniture and fixture				Other fixed assets				Industry Code
Purchases of fixed assets	Fixed assets produced for own use	Sales of fixed assets	Total	Purchases of fixed assets	Fixed assets produced for own use	Sales of fixed assets	Total	Purchases of fixed assets	Fixed assets produced for own use	Sales of fixed assets	Total	Purchases of fixed assets	Fixed assets produced for own use	Sales of fixed assets	
13	14	15	16	17	18	19	20	21	22	23	24	25	26	27	1
15080			-3319			3319	86	86			979	979			2021 2023 & 2029 20231 & 20291 & 20293
994084	29830	23024	131649	203627		71978	1695	2443	62	810	71550	73643	1476	3569	21
994084	29830	23024	131649	203627		71978	1695	2443	62	810	71550	73643	1476	3569	210
604063	20805	12894	98392	138746		40354	746	1146	462	54317	54443	1476		1602	2101
248157		6436	34556	54266		19710	114	345		231	34338	35139		801	21012
5990			10103	10103			20	20			63	63			21013 & 21014 21016 & 21017
349916	20805	6458	53733	74377		20644	612	781	62	231	19916	19241	1476	801	21017
366165		10088	32066	61382		29316	619	965		346	16973	18248		1275	2102 21021 & 21029
366165		10088	32066	61382		29316	619	965		346	16973	18248		1275	21029
23856	9025	42	1191	3499		2308	330	332		2	260	952		692	2109
1402		42	249	250		1	63	65		2	611	613		2	21091 21092 & 21093
8382			895	3202		2307					75	75			21099
14072	9025		47	47			267	267			-426	264		690	21099
4106640		49878	12542	19054		6512	862	862			109934	110493		559	22 221 2211 & 2212 2213 & 2219
1081748		30	3888	3888			355	355			1718	1718			222 2221 2222
43855		30	3888	3888			205	205			1423	1423			23 232 23201 23202 23203 & 23205
1037893							150	150			295	295			222
3024892		49848	8654	15166		6512	507	507			108216	108775		559	222
2589926			-2394	1010		3404	269	269			26521	26684		163	2221
434966		49848	11048	14156		3108	238	238			81695	82091		396	2222
566683	19663	58368	178606	126641	61643	9678	28309	29844	2064	3599	177303	213954	3271	39922	23
566683	19663	58368	178606	126641	61643	9678	28309	29844	2064	3599	177303	213954	3271	39922	232
534975		13613	82555	90560		8005	20129	23723		3594	156268	195225		38957	23201
31257	19663	44752	91547	31567	61643	1663	3882	1818	2064		20177	17832	3271	926	23202 23203 & 23205
451		3	4504	4514		10	4298	4303		5	858	897		39	23205
7280027	20099661	1082089	1259651	1372823	265314	378486	333854	266471	99723	32340	3308092	2416589	1029531	138028	24
4101412	20089550	348004	535570	346688	261372	72490	169733	78792	99109	8168	2543478	1566437	1011442	34401	241
1783844		46035	103354	123571		20217	25389	26198		809	31589	40624		9035	2411
67696		106	11802	19851		8049	179	179			6801	6801			24111
37615		5637	3388	9131		5743	20281	21042		761	-4493	3194		7687	24112
991570		3236	45515	50423		4908	2260	2280		20	6982	7610		628	24113
132312			20688	22045		1357	784	784			16456	17161		705	24114
100970			6082	6140		58	1548	1548			3030	3030			24115
418204			13677	13677			259	259			511	511			24116
35477		37056	2202	2304		102	78	106		28	2302	2317		15	24117
1652657	20089550	292280	392254	171651	261372	40769	141868	49245	99109	6486	2493041	1502065	1011442	20466	2412 24121 & 24129
1652657	20089550	292280	392254	171651	261372	40769	141868	49245	99109	6486	2493041	1502065	1011442	20466	24129
664911		9689	39962	51466		11504	2476	3349		873	18848	23748		4900	2413
18365			5829	6877		1048	272	272			3457	3457			24131
635050		9635	32162	42220		10058	1869	2722		853	12202	17102		4900	24132
11496		54	1971	2369		398	335	355		20	3189	3189			24134 242 & 243 2421 24210 2422 24221 24222
3178615	10111	734085	724081	1026135	3942	305996	164121	187679	614	24172	764614	850152	18089	103627	243
25559			17727	42954		25227	4312	6112		1800	3979	4754		775	2421
25559			17727	42954		25227	4312	6112		1800	3979	4754		775	24210
108236		1443	23675	32609		8934	4329	4337		8	37727	38869		1142	2422
105314		1443	18360	22558		4198	3351	3359		8	28886	30028		1142	24221
2922			5315	10051		4736	978	978			8841	8841			24222
1533447	10000	198254	514786	747938	3922	237074	144970	160720	589	16339	577950	668308	69	90427	2423
2240		700	2813	3813		1000	-170	230		400	-139	1661		1800	24231
1396255	10000	195376	483672	711326	3922	231576	139935	155048	589	15702	556834	642084	69	85319	24233 24234 & 24235 24239 2424 24243 24244 & 24245 & 24246
40827		38	9426	9886		460	3243	3478		235	4178	5435		1257	24235
94125		2140	18875	22913		4038	1962	1964		2	17077	19128		2051	24239
496065	31	20820	135084	156687		21603	8165	14081		5916	124258	109744	18000	3486	2424
254497	31	19895	92871	108987		16116	7124	13036		5912	102451	87335	18000	2884	24243 24244 & 24245 & 24246
241568		925	42213	47700		5487	1041	1045		4	21807	22409		602	24246

TABLE - 4.0 (B)

FIXED ASSETS (DETAIL)

PAKISTAN
2005-06

Values in '000' Rs

Industry Code	Industrial Major Groups and Industry	No. of reporting establishments	Total				Land improvement and buildings				Total
			Total	Purchases of fixed assets (Col 9 + 13 + 17 + 21 + 25)	Fixed assets produced for own use (Col 10 + 14 + 18 + 22 + 26)	Sales of fixed assets (Col 11 + 15 + 19 + 23 + 27)	Total	Purchases of fixed assets	Fixed assets produced for own use	Sales of fixed assets	
1	2	3	4	5	6	7	8	9	10	11	12
2429 & 2430	Other chemical products Man-made fibres	33	568290	1107804	315	539829	10616	15643	170	5197	501820
24291 & 24292	Explosives Glues and gelatines	11	67845	73073		5228	646	646			58382
24293 & 24296	Essential oils Other chemical products	5	987	987			301	301			629
24297 & 24301	Misc. other chemical products n.e.c Synthetic fibre	17	499458	1033744	315	534601	9669	14696	170	5197	442809
25	RUBBER & PLASTICS PRODUCTS	170	1967093	2446912	115	479934	201066	215192	95	14221	1335897
251	Rubber products	28	253733	259113		5380	1401	1401			28453
2511	Rubber tyres & tubes; retreading	14	240628	241098		470	35	35			19850
25111 & 25112	Rubber tyres & tubes Retreading pneumatic rubber tyres	14	240628	241098		470	35	35			19850
2519	Other rubber products	14	13105	18015		4910	1366	1366			8603
25191	Other rubber products	9	11658	12273		615	1211	1211			8039
25192 & 25199	Vulcanised & hard rubber articles Other rubber products n.e.c	5	1447	5742		4295	155	155			564
252	Plastic products	142	1713360	2187799	115	474554	199665	213791	95	14221	1307444
2520	Plastic products	142	1713360	2187799	115	474554	199665	213791	95	14221	1307444
25201	Plastic plates, sheets & tubes	42	146072	407627	115	261670	28184	41397	95	13308	62458
25202	Packaging products of plastic	53	1348576	1528383		179807	141172	141765		593	1113733
25203	Builders' ware plastic	9	25291	25901		610	530	530			22966
25204	Other plastic products	38	193421	225888		32467	29779	30099		320	108287
26	OTHER NON-METALLIC MINERAL PRODUCTS	482	47123458	47623728	13051	513321	5962965	5965117	2108	4260	37497196
261	Glass & glass products	34	3759867	3828691	9837	78661	311433	311433			2958140
2610	Glass & glass products	34	3759867	3828691	9837	78661	311433	311433			2958140
26101	Flat glass	5	496481	559257		62776	66915	66915			413574
26102	Shaping & processing of flat glass	6	38604	42535		3931	3279	3279			11582
26103	Hollow glass	10	3218548	3219983	9837	11272	237524	237524			2530785
26104 & 26105	Glass fibres Other glass, processed	7	6199	6199			3715	3715			2094
26106	Other glassware including bangles	6	35	717		682					105
269	Non-metallic mineral products n.e.c.	448	43363591	43795037	3214	434660	5651532	5653684	2108	4260	34539056
2691	Non-refractory ceramic ware	97	37832	104888		67056	6565	6565			29243
26911	Ceramic household & ornaments	57	2621	2621							281
26912	Sanitary ceramic fixtures	36	4715	4715			2074	2074			1461
26913	Ceramic insulators	4	30496	97552		67056	4491	4491			27501
2692	Refractory ceramic products	6	626756	630603		3847	107987	107987			504219
26920	Refractory ceramic products	6	626756	630603		3847	107987	107987			504219
2693	Structural clay & ceramic products	155	-9519	35314	2222	47055	6471	4871	1600		-21086
26931	Ceramic tiles & flags	4	-15482	31441		46923	3745	3745			-23136
26932	Construction products in baked clay	151	5963	3873	2222	132	2726	1126	1600		2050
2694	Cement, lime & plaster	30	42443973	42746268		302295	5523120	5523282		162	33807755
26941	Cement	30	42443973	42746268		302295	5523120	5523282		162	33807755
2695	Articles of concrete, cement & plaster	24	164660	166611	992	2943	4841	7251	508	2918	145621
26951 & 26955	Concrete products for construction Articles of fibre cement	24	164660	166611	992	2943	4841	7251	508	2918	145621
2696	Cutting, shaping & finishing of stone	132	89186	97465		8279	2548	3728		1180	65321
26960	Ornamental & building stone articles	132	89186	97465		8279	2548	3728		1180	65321
2699	Other non-metallic mineral products	4	10703	13888		3185					7983
26991 & 26992	Abrasive products Non-metallic mineral products n.e.c	4	10703	13888		3185					7983
27	BASIC METALS	291	3525603	3739364	13166	226927	439347	442573	1234	4460	2555237
271	Basic iron & steel	245	3084304	3275885	13166	204747	404395	406371	1234	3210	2219767
2711	Basic iron & steel	76	1309362	1433446		124084	261913	262839		926	780551
27111 & 27112	Products of iron & steel Ferro alloys	8	1008324	1129922		121598	255072	255072			498126
27113	Ingots, billets	43	296852	299338		2486	5199	6125		926	280453
27114 & 27118 & 27119	Stainless steel products Hot-rolled rods & bars Heavy sections of steel	25	4186	4186			1642	1642			1972
2712	Tubes and tube fittings	51	1575442	1633465	13166	71189	100457	101367	1234	2144	1313704
27121	Tubes & tube fittings of cast iron	13	98881	135600		36719	9846	11325		1479	84539
27122	Steel tubes & fittings	38	1476561	1497865	13166	34470	90611	90042	1234	665	1229165
2713	Other first processed iron & steel	118	199500	208974		9474	42025	42165		140	125512
27131 & 27132	Cold-drawn products Cold-rolled narrow strip	47	95413	103411		7998	15439	15579		140	60514
27133	Cold-formed / folded products of iron	68	96301	97777		1476	26586	26586			60521
27134	Wires	3	7786	7786							4477
272	Basic precious & non-ferrous metals	41	425351	446551		21200	32875	34125		1250	330716
2721 & 2722	Basic precious metals Aluminium & its products	25	245392	254751		9359	2499	2589		90	216913

TABLE - 4.0 (B)

FIXED ASSETS (DETAIL)

PAKISTAN
2005-06
Values in '000' Rs

Plant and machinery			Transport and equipment				Furniture and fixture				Other fixed assets				Industry Code
Purchases of fixed assets	Fixed assets produced for own use	Sales of fixed assets	Total	Purchases of fixed assets	Fixed assets produced for own use	Sales of fixed assets	Total	Purchases of fixed assets	Fixed assets produced for own use	Sales of fixed assets	Total	Purchases of fixed assets	Fixed assets produced for own use	Sales of fixed assets	
13	14	15	16	17	18	19	20	21	22	23	24	25	26	27	1
1015308	80	513568	32809	45947	20	13158	2345	2429	25	109	20700	28477	20	7797	2429 & 2430
58442		60	4221	7593			3372	1699	1699			2897	4693	1796	24291 & 24292
629											57	57			24293 & 24296
956237	80	513508	28588	38354	20	9786	646	730	25	109	17746	23727	20	6001	24297 & 24301
1751102		415205	110019	141538		31519	30601	35400		4799	289510	303680	20	14190	25
28851		398	25458	29746		4288	10297	10703		406	188124	188412		288	251
19850			25495	25495			9843	10249		406	185405	185469		64	2511
19850			25495	25495			9843	10249		406	185405	185469		64	25112
9001		398	-37	4251		4288	454	454			2719	2943		224	2519
8392		353	656	694			38	346			1406	1630		224	25191
609		45	-693	3557		4250	108	108			1313	1313			25192 & 25199
1722251		414807	84561	111792		27231	20304	24697		4393	101386	115268	20	13902	252
1722251		414807	84561	111792		27231	20304	24697		4393	101386	115268	20	13902	2520
295475		233017	24126	27086		2960	8105	10386		2281	23199	33283	20	10104	25201
1281813		168080	30722	38581		7859	2789	2789			60160	63435		3275	25202
22966			1472	2082		610	53	53			270	270			25203
121997		13710	28241	44043		15802	9357	11469		2112	17757	18280		523	25204
37821962	10667	335433	430756	500377	207	69828	116390	140131	30	23771	3116151	3196141	39	80029	26
3011454	9837	63151	64746	75556		10810	3487	3600		113	422061	426648		4587	261
3011454	9837	63151	64746	75556		10810	3487	3600		113	422061	426648		4587	2610
472717		59143	13351	16734		3383	397	397			2244	2494		250	26101
11582			20827	24645		3818	659	772		113	2257	2257			26102
2524956	9837	4008	30662	33589		2927	2072	2072			417505	421842		4337	26103
2094							340	340			50	50			26104 & 26105
105			-94	588		682	19	19			5	5			26106
34810508	830	272282	366010	424821	207	59018	112903	136531	30	23658	2694090	2769493	39	75442	269
92200		62957	-2614	1466		4080	680	680			3958	3977		19	2691
281							540	540			1800	1800			26911
1461			445	445			29	29			706	706			26912
90458		62957	-3059	1021		4080	111	111			1452	1471		19	26913
504219			6673	10520		3847	434	434			7443	7443			2692
504219			6673	10520		3847	434	434			7443	7443			26920
23519	400	45005	1465	3004	200	1739	997	975	22		2634	2945		311	2693
21864		45000	1265	3004		1739	905	905			1739	1923		184	26931
1655	400	5	200		200		92	70	22		895	1022		127	26932
33962406		154651	335330	384223		48893	107946	131455		23509	2669822	2744902		75080	2694
33962406		154651	335330	384223		48893	107946	131455		23509	2669822	2744902		75080	26941
145191	430		6780	6798	7	25	2012	2004	8		5406	5367	39		2695
145191	430		6780	6798	7	25	2012	2004	8		5406	5367	39		26951 & 26955
71805		6484	15788	16222		434	702	851		149	4827	4859		32	2696
71805		6484	15788	16222		434	702	851		149	4827	4859		32	26960
11168		3185	2588	2588			132	132							2699
11168		3185	2588	2588			132	132							26991 & 26992
2596923	8395	50081	291297	441065	2547	152315	53300	58600	72	5372	186422	200203	918	14699	27
2260167	8395	48795	270929	406356	2547	137974	50655	55845	72	5262	138558	147146	918	9506	271
783278		2727	213820	333587		119767	43168	43169			1	9910	10573	663	2711
499989		1863	208772	328507		119735	43165	43165			3189	3189			27111 & 27112
281317		864	4877	4909		32	3	4		1	6320	6983		663	27113
1972			171	171							401	401			27114 & 27118 & 27119
1351377	8395	46068	32481	38850	2547	8916	4400	9562	72	5234	124400	132309	918	8827	2712
117570		33031	4638	6476		1838	-24	2		26	-118	227		345	27121
1233807	8395	13037	27843	32374	2547	7078	4424	9560	72	5208	124518	132082	918	8482	27122
125512			24628	33919		9291	3087	3114		27	4248	4264		16	2713
60514			13770	21585		7815	2571	2598		27	3119	3135		16	27131 & 27132
60521			8481	9957		1476	319	319			394	394			27133
4477			2377	2377			197	197			735	735			27134
332002		1286	12577	25938		13361	2437	2547		110	46746	51939		5193	272
216913			8097	12213		4116	768	768			17115	22268		5153	2721 & 2722

Plant and machinery			Transport and equipment				Furniture and fixture				Other fixed assets				Industry Code
Purchases of fixed assets	Fixed assets produced for own use	Sales of fixed assets	Total	Purchases of fixed assets	Fixed assets produced for own use	Sales of fixed assets	Total	Purchases of fixed assets	Fixed assets produced for own use	Sales of fixed assets	Total	Purchases of fixed assets	Fixed assets produced for own use	Sales of fixed assets	
13	14	15	16	17	18	19	20	21	22	23	24	25	26	27	1
															27211 &
216747			5454	9510		4056	768	768			17115	22268		5153	27221 &
166			2643	2703		60									27222
			11598	11598											27229
			11598	11598											2723
115089		1286	-7118	2127		9245	1669	1779		110	29631	29671		40	27232
															2724
115089		1286	-7118	2127		9245	1669	1779		110	29631	29671		40	27241 &
4754			7791	8771		980	208	208			1118	1118			27242
4754			7791	8771		980	208	208			1118	1118			273
															2731
4754			7791	8771		980	208	208			1118	1118			27311 &
															27312
501742	183	39824	74622	111820		37198	981	7284	10	6313	14962	16390	12	1440	28
40998		3044	9558	12127		2569	615	615			2813	2863		50	281
14217			2410	2410			520	520			1370	1370			2811
12963			1170	1170			427	427			1300	1300			28111
															28112 &
															28113 &
1254			1240	1240			93	93			70	70			28119
26781		3044	7148	9717		2569	95	95			1443	1493		50	2812
26543		3044	5601	8170		2569	25	25			617	667		50	28121
238			1547	1547			70	70			826	826			28122
460744	183	36780	65064	99693		34629	366	6669	10	6313	12149	13527	12	1390	289
															2892 &
96408	183	11016	15258	30314		15056	-3507	2796	10	6313	857	884	12	39	2893
															28931 &
96408		11016	15266	30314		15048	-3517	2796		6313	840	879		39	28932
															28923 &
															28933 &
	183		-8			8	10		10		17	5	12		28939
364336		25764	49806	69379		19573	3873	3873			11292	12643		1351	2899
201							153	153			165	165			28991
920		700	613	1328		715	37	37			1931	1931			28992
343170		25064	42929	59961		17032	3509	3509			8490	9841		1351	28993
17817			879	1623		744									28994
															28995 &
1900			4215	5297		1082	174	174			391	391			28996
328			1170	1170							315	315			28997
735919	66647	19568	108201	168295	2114	62208	19945	24823	676	5554	102653	99305	5905	2557	29
115126	8000	1030	22091	39046		16955	6691	6691			16042	17549		1507	291
	8000		1614	1614			110	110			25	25			2911
															29111 &
															29112 &
	8000		1614	1614			110	110			25	25			29113
23786		60	6934	14055		7121	541	541			4867	4884		17	2912
1575			3729	4329		600	34	34			80	80			29121
21141		60	-245	6276		6521	507	507			4612	4629		17	29122
															29123 &
															29124 &
1070			3450	3450							175	175			29125
72528		970	2589	10088		7499	454	454			2077	3465		1388	2913
															29131 &
72528		970	2589	10088		7499	454	454			2077	3465		1388	29132
880			1586	2648		1062	147	147			147	147			2914
880			1586	2648		1062	147	147			147	147			29141
															2915 &
17932			9368	10641		1273	5586	5586			8926	9028		102	2919
															29151&
1249			399	443		44	3340	3340			2717	2780		63	29191
9005			4209	4228		19	115	115			1114	1153		39	29192
															29193 &
7678			2554	3374		820	302	302			5091	5091			29195
			2206	2596		390	1829	1829			4	4			29196
															29197 &
															29198 &
															29199
292301	58262	11253	39836	67033	2114	29311	13845	13914	676	745	35891	32003	4250	362	292
229110		3999	29651	53812		24161	4786	5418			17598	17836		238	2921
10097			18661	32866		14205	1545	2169			624	7599			29211
															29212
109															29214
															29215 &
17											11	11			29216

TABLE - 4.0 (B)

FIXED ASSETS (DETAIL)

PAKISTAN
2005-06

Values in '000' Rs

Industry Code	Industrial Major Groups and Industry	No. of reporting establishments	Total				Land improvement and buildings				Total
			Total	Purchases of fixed assets (Col 9 + 13 + 17 + 21 + 25)	Fixed assets produced for own use (Col 10 + 14 + 18 + 22 + 26)	Sales of fixed assets (Col 11 + 15 + 19 + 23 + 27)	Total	Purchases of fixed assets	Fixed assets produced for own use	Sales of fixed assets	
1	2	3	4	5	6	7	8	9	10	11	12
29217 &	Other agricultural or forestry machines										
29218	IMR of agricultural machinery	33	275092	289193	100	14201	35985	35885	100		214888
2922	Manufacture of machine tools	7	24534	26544	43	2053	188	188			19837
29221	Portable hand-held power tools	4	24491	26544		2053	188	188			19794
29222 &	Machine tools for working metals etc										
29224 &	Other machine tools for working metals										
29226	Welding tools & hot spraying machines	3	43		43						43
2923 &	Machinery for metallurgy										
2924	Mining & quarrying machinery	5	9451	9460		9	989	989			5401
29231 &	Machinery for metallurgy & parts										
29244 &	Foundry moulds forming machinery										
29246 &	Machinery parts for mining, quarrying										
29247	IMR of construction machinery	5	9451	9460		9	989	989			5401
2925	Machinery for food & tobacco processing	12	39147	36254	6067	3174	3287	454	2833		20134
29251	Machinery for food & tobacco processing	12	39147	36254	6067	3174	3287	454	2833		20134
2926	Textile & leather production machinery	13	26906	34636		7730	10908	11233		325	12381
29261	Spinning, weaving & knitting machinery	3									
29262	Other machinery for textile production	3									
29264	Parts of machinery for textile	3	438	438			122	122			316
29265	Household sewing machines	4	26468	34198		7730	10786	11111		325	12065
2927	Weapons & ammunition	10	81930	1227	80703		18678		18678		56446
29271	Weapons & ammunition & parts	10	81930	1227	80703		18678		18678		56446
2929	Other special-purpose machinery	5	3818	3818							
29292 &	Printing & book-binding machinery										
29293 &	Misc. special purpose machinery										
29294 &	IMR of special purpose machinery n.e.c										
29299	Special-purpose machinery n.e.c	5	3818	3818							
293	Domestic appliances n.e.c.	162	483322	561836	2040	80554	65327	117157		51830	321592
2930	Electric domestic appliances	162	483322	561836	2040	80554	65327	117157		51830	321592
29301	Electric domestic appliances	125	457197	530361	2040	75204	64273	116103		51830	302568
29302	Other electric domestic appliances	8	4503	7700		3197	109	109			
29303	Parts of electric domestic appliances	19	20954	22027		1073	27	27			19604
29304 &	IMR of professional electric appliances										
29305	Non-electric domestic appliances	6	-580	500		1080					-580
29306 &	Parts of non-electric domestic appliances										
29307	IMR of Industrial machinery	4	1248	1248			918	918			
31	ELECTRICAL MACHINERY & APPARATUS N.E.C	67	1235593	1830179	4166	598752	-17852	265218		283070	664795
311	DC motors, generators & transformers	19	873513	1148450		274937	145777	145777			318704
3110	DC motors, generators & transformers	19	873513	1148450		274937	145777	145777			318704
31102 &	Universal AC/DC motors & AC generators										
31103	Electric generating sets & converters	5	265863	276409		10546					74128
31104 &	Electrical transformers										
31106	Motors/generators/transformers parts	5	4806	6162		1356					758
31107 &	IMR of motors, gener. & transformers										
31109	Elec. motors, gener. & transformers nec	9	602844	865879		263035	145777	145777			243818
312	Electricity distri. & control apparatus	12	9867	9867			1290	1290			3553
3120	Electricity distri. & control apparatus	12	9867	9867			1290	1290			3553
31201 &	Control apparatus for > = 1000 V										
31202	Control apparatus for < or = 1000 V	4	4080	4080			1290	1290			32
31203 &	Electrical boards										
31204	Parts of electricity control apparatus	8	5787	5787							3521
313	Insulated wire & cables	7	54079	346205		292126	-216796	66274		283070	147577
3130	Insulated wire & cables	7	54079	346205		292126	-216796	66274		283070	147577
31301	Insulated wire and cable	7	54079	346205		292126	-216796	66274		283070	147577
314	Accumulators, cells & batteries	10	210349	218327		7978	17089	17089			170688
3140	Accumulators, cells & batteries	10	210349	218327		7978	17089	17089			170688
31401	Primary cells & batteries & parts	10	210349	218327		7978	17089	17089			170688
315	Electric lamps & lighting equipment	9	29554	41620	4166	16232	2666	2666			7362
3150	Electric lamps & lighting equipment	9	29554	41620	4166	16232	2666	2666			7362
31501	Electric lamps	4	20082	36314		16232	269	269			1030
31502	Lamps lighting fittings										
31503	Other lamps & lighting fittings	5	9472	5306	4166		2397	2397			6332
319	Other electrical equipment n.e.c.	10	58231	65710		7479	32122	32122			16911
3190	Other electrical equipment n.e.c	10	58231	65710		7479	32122	32122			16911
31901	Ignition of other wiring sets										
31903	Other electrical equipment & parts	10	58231	65710		7479	32122	32122			16911
32	RADIO, TV & COMMUNICATION EQUIPMENT	14	77886	114975		37089	1786	12635		10849	66180
321	Electronic valves & tubes etc.	4	19108	20822		1714	3378	3378			10477
322	TV, radio & telegraphy apparatus	5	49752	85127		35375	-2055	8794		10849	55703
323	Sound/video apparatus of TV & radio	5	9026	9026			463	463			
33	MEDICAL & OPTICAL INSTRUMENTS	95	445759	469658	15711	39610	97888	95172	3016	300	258609
331	Medical & measuring instruments	91	452210	464439	15711	27940	96325	93609	3016	300	269234
3311	Medical/surgical/orthopaedic equipment	81	408199	418608	15711	26120	96325	93609	3016	300	237229

Plant and machinery			Transport and equipment				Furniture and fixture				Other fixed assets				Industry Code
Purchases of fixed assets	Fixed assets produced for own use	Sales of fixed assets	Total	Purchases of fixed assets	Fixed assets produced for own use	Sales of fixed assets	Total	Purchases of fixed assets	Fixed assets produced for own use	Sales of fixed assets	Total	Purchases of fixed assets	Fixed assets produced for own use	Sales of fixed assets	
13	14	15	16	17	18	19	20	21	22	23	24	25	26	27	1
218887		3999	10990	20946		9956	3241	3249		8	9988	10226		238	29217 & 29218
19794	43		-2053			2053	6562	6562							2922
19794			-2053			2053	6562	6562							29221
	43														29222 & 29224 & 29226
5401			2251	2260		9	492	492			318	318			2923 & 2924
5401			2251	2260		9	492	492			318	318			29231 & 29244 & 29246 & 29247
18771	2970	1607	5429	6790		1361	759	841		82	9538	9398	264	124	2925
18771	2970	1607	5429	6790		1361	759	841		82	9538	9398	264	124	29251
18028		5647	2444	4171		1727	570	601		31	603	603			2926 29261 29262 29264
316															29265
17712		5647	2444	4171		1727	570	601		31	603	603			2927
1197	55249		2114		2114		676		676		4016	30	3986		29271
1197	55249		2114		2114		676		676		4016	30	3986		2929
											3818	3818			29292 & 29293 & 29294 & 29299
328492	385	7285	46274	62216		15942	-591	4218		4809	50720	49753	1655	688	293
328492	385	7285	46274	62216		15942	-591	4218		4809	50720	49753	1655	688	2930
308388	385	6205	40928	52600		11672	-834	3975		4809	50262	49295	1655	688	29301
			4111	7308		3197	217	217			66	66			29302
19604			910	1983		1073	26	26			387	387			29303
500		1080													29304 & 29305 29306 & 29307
			325	325							5	5			
711937	4166	51308	272868	317037		44169	52348	243413		191065	263434	292574		29140	31
357194		38490	140473	158065		17592	39861	230926		191065	228698	256488		27790	311
357194		38490	140473	158065		17592	39861	230926		191065	228698	256488		27790	3110
75778		1650	113071	118350		5279	56841	57309		468	21823	24972		3149	31102 & 31103
758			1923	3279		1356					2125	2125			31104 & 31106 31107 &
280658		36840	25479	36436		10957	-16980	173617		190597	204750	229391		24641	31109
3553			2047	2047			2306	2306			671	671			312
3553			2047	2047			2306	2306			671	671			3120
32			1375	1375			712	712			671	671			31201 & 31202 31203 & 31204
3521			672	672			1594	1594							313
147577			103537	112593		9056	6100	6100			13661	13661			3130
147577			103537	112593		9056	6100	6100			13661	13661			31301
147577			103537	112593		9056	6100	6100			13661	13661			314
170688			14462	21982		7520	853	853			7257	7715		458	3140
170688			14462	21982		7520	853	853			7257	7715		458	31401
170688			14462	21982		7520	853	853			7257	7715		458	315
16014	4166	12818	10307	12829		2522	57	57			9162	10054		892	3150
16014	4166	12818	10307	12829		2522	57	57			9162	10054		892	31501
13848		12818	10307	12829		2522	57	57			8419	9311		892	31502 31503
2166	4166										743	743			319
16911			2042	9521		7479	3171	3171			3985	3985			3190
16911			2042	9521		7479	3171	3171			3985	3985			31901 31903
16911			2042	9521		7479	3171	3171			3985	3985			
80790		14610	12020	14565		2545	-4282	2997		7279	2182	3988		1806	32
10477			4210	5924		1714	150	150			893	893			321
70313		14610	-733	98		831	-4432	2847		7279	1269	3075		1806	322
			8543	8543							20	20			323
259382	10832	11605	58046	83207	1312	26473	7541	7486	100	45	23675	24411	451	1187	33
258614	10832	212	57809	82970	1312	26473	6128	6028	100		22714	23218	451	955	331
226609	10832	212	52451	75792	1312	24653	3930	3830	100		18264	18768	451	955	3311

TABLE - 4.0 (B)

FIXED ASSETS (DETAIL)

PAKISTAN
2005-06

Values in '000' Rs

Industry Code	Industrial Major Groups and Industry	No. of reporting establishments	Total				Land improvement and buildings				Total
			Total	Purchases of fixed assets (Col 9 + 13 + 17 + 21 + 25)	Fixed assets produced for own use (Col 10 + 14 + 18 + 22 + 26)	Sales of fixed assets (Col 11 + 15 + 19 + 23 + 27)	Total	Purchases of fixed assets	Fixed assets produced for own use	Sales of fixed assets	
1	2	3	4	5	6	7	8	9	10	11	12
3312	Measuring instruments & appliances	10	44011	45831		1820					32005
332 & 333	Optical & photographic equipment										
333	Watches & clocks	4	-6451	5219		11670	1563	1563			-10625
34	MOTOR VEHICLES & TRAILERS	139	6232064	6853175	18450	639561	1342452	1356935		14483	4060143
341	Motor vehicles	12	5254558	5644158		389600	1190453	1190453			3475613
3410	Motor vehicles	12	5254558	5644158		389600	1190453	1190453			3475613
34102	Passenger cars, jeep etc	6	4241734	4628808		387074	381987	381987			3312169
34103 & 34104	Motor vehicles for > or = 10 persons										
34104	Motor vehicles for transport of goods	6	1012824	1015350		2526	808466	808466			163444
342	Bodies for motor vehicles & trailers	4	17140	19540		2400	1578	1578			3751
3420	Bodies for motor vehicles & trailers	4	17140	19540		2400	1578	1578			3751
34201 & 34202 & 34204	Bodies for motor vehicles										
34202 & 34204	Bodies for trailer & semi-trailers										
34204	Reconditioning of motor vehicles	4	17140	19540		2400	1578	1578			3751
343	Parts & accessories for motor vehicles	123	960366	1189477	18450	247561	150421	164904		14483	580779
3430	Parts & accessories for motor vehicles	123	960366	1189477	18450	247561	150421	164904		14483	580779
34301	Parts of engines	10	163117	165821		2704	37299	37299			108674
34302	Other parts for motor vehicles	85	605822	817882	18450	230510	107509	121992		14483	312225
34303 & 34304	Safety seat belts, airbags etc										
34304	Assembly of motor vehicles parts n.e.c	18	191303	202731		11428	5613	5613			159191
34305	MR of motor vehicles	10	124	3043		2919					689
35	OTHER TRANSPORT EQUIPMENT	47	2763444	2871832	4827	113215	282287	282325		38	1292112
351 & 352 & 353	Building & repair of ships & boats										
352 & 353	Railway locomotives & rolling stock										
353	Aircraft & spacecraft	3	957360	957514		154	11213	11235		22	18727
3511 & 3520 & 3530	Building & repair of ships										
3520 & 3530	Railway locomotives & rolling stock										
3530	Aircraft and spacecraft	3	957360	957514		154	11213	11235		22	18727
35112 & 35201 & 35309	Building & repair of transport										
35201 & 35309	Rail locomotives & locomotive tenders										
35309	Other parts of aircraft and spacecraft	3	957360	957514		154	11213	11235		22	18727
359	Transports equipment n.e.c	44	1806084	1914318	4827	113061	271074	271090		16	1273385
3591	Motorcycles	34	1792656	1892080	4827	104251	265925	265941		16	1270881
35911	Motorcycles & three wheelers	17	1757455	1858983	2115	103643	247772	247788		16	1262736
35919	Other motor-cycle & parts	17	35201	33097	2712	608	18153	18153			8145
3592	Bicycles & invalid carriages	10	13428	22238		8810	5149	5149			2504
35922	Parts & accessories of bicycles etc	7	2963	2963							1453
35929	Other cycles including tricycles	3	10465	19275		8810	5149	5149			1051
36	FURNITURE	130	261474	302690	4089	45305	65388	71959	4089	10660	115140
361	Furniture	38	15429	17138		1709	4745	4745			9187
3610	Furniture	38	15429	17138		1709	4745	4745			9187
36101	Furniture & fixtures made of wood etc	27	5751	6036		285	4207	4207			9
36102 & 36103	Furniture & fixtures primarily of metal										
36103	Furniture & fixtures of plastics	7	1919	1919							1804
36104	Coir foam mattresses & pillows etc	4	7759	9183		1424	538	538			7374
369	Manufacturing n.e.c	92	246045	285552	4089	43596	60643	67214	4089	10660	105953
3691 & 3692	Jewellery & related articles										
3692	Musical instruments	4									
36912 & 36921	Jewellery & related articles										
36921	Musical instruments & parts	4									
3693 & 3694	Sports goods										
3694	Games & toys	52	177861	207341	3963	33443	59292	64305	3963	8976	52791
36931 & 36939 & 36941	Sports goods										
36939 & 36941	Other sports & athletic goods n.e.c										
36941	Dolls & toys	52	177861	207341	3963	33443	59292	64305	3963	8976	52791
3699	Other manufacturing n.e.c	36	68184	78211	126	10153	1351	2909	126	1684	53162
36992	Brooms & brushes	3	25734	27034		1300					22891
36994	Writing implements	8	32041	40028	126	8113	-121	1437	126	1684	22205
36995	Umbrellas, walking-sticks & buttons	3	2921	2978		57					2864
36998	Lighters, matches & liquid gas fuels	22	7488	8171		683	1472	1472			5202
37	RECYCLING	30	52808	54356	992	2540	6401	7475		1074	1515
37102	Shipbreaking services	30	52808	54356	992	2540	6401	7475		1074	1515

Plant and machinery			Transport and equipment				Furniture and fixture				Other fixed assets				Industry Code
Purchases of fixed assets	Fixed assets produced for own use	Sales of fixed assets	Total	Purchases of fixed assets	Fixed assets produced for own use	Sales of fixed assets	Total	Purchases of fixed assets	Fixed assets produced for own use	Sales of fixed assets	Total	Purchases of fixed assets	Fixed assets produced for own use	Sales of fixed assets	
13	14	15	16	17	18	19	20	21	22	23	24	25	26	27	1
32005			5358	7178		1820	2198	2198			4450	4450			3312 332 & 333
768		11393	237	237			1413	1458		45	961	1193		232	
4503801		443658	303497	471167		167670	147868	151486		3618	378104	369786	18450	10132	34
3744979		269366	252296	358931		106635	129257	132797		3540	206939	216998		10059	341
3744979		269366	252296	358931		106635	129257	132797		3540	206939	216998		10059	3410
3579104		266935	34102	333734		106611	128630	132170		3540	191825	201813		9988	34102 34103 & 34104
165875		2431	25173	25197		24	627	627			15114	15185		71	34104
3751			6550	8950		2400	62	62			5199	5199			342
3751			6550	8950		2400	62	62			5199	5199			3420 34201 & 34202 & 34204
3751			6550	8950		2400	62	62			5199	5199			34204
755071		174292	44651	103286		58635	18549	18627		78	165966	147589	18450	73	343
755071		174292	44651	103286		58635	18549	18627		78	165966	147589	18450	73	3430
108674			7262	9966		2704	767	767			9115	9115			34301
486426		174201	32444	74128		41684	8833	8911		78	144811	126425	18450	64	34302 34303 & 34305
159282		91	5786	17114		11328	8812	8812			11901	11910		9	34304
689			-841	2078		2919	137	137			139	139			34305
1339468		47356	45135	100393	4827	60085	13392	14552		1160	1130518	1135094		4576	35 351 & 352 & 353 3511 & 3520 & 3530 35112 & 35201 & 35309
18727							1055	1178		123	926365	926374		9	359
18727							1055	1178		123	926365	926374		9	3591 35911 35919 3592 35922 35929
18727			105622				1055	1178		123	926365	926374		9	3599
1320741		47356	359	100393	4827	60085	12337	13374		1037	204153	208720		4567	359
1309461		38580	41171	96395	4827	60051	12161	13198		1037	202518	207085		4567	3591
1301316		38580	33723	91051	2115	59443	10976	12013		1037	202248	206815		4567	35911
8145			7448	5344	2712	608	1185	1185			270	270			35919
11280		8776	3964	3998		34	176	176			1635	1635			3592
1453			1365	1365			26	26			119	119			35922
9827		8776	2599	2633		34	150	150			1516	1516			35929
117144		2004	48813	80148		31335	9562	9582		20	22571	23857		1286	36 361 3610 36101 36102 & 36103 36104
9187			546	2255		1709	237	237			714	714			361
9187			546	2255		1709	237	237			714	714			3610
9			1535	1820		285									36101 36102 & 36103 36104
1804							60	60			55	55			36103 36104
7374			-989	435		1424	177	177			659	659			36104
107957		2004	48267	77893		29626	9325	9345		20	21857	23143		1286	369 3691 & 3692 36912 & 36921 3693 & 3694 36931 & 36939 & 36941 3699 36992 36994 36995 36998
53955		1164	41542	63596		22054	8401	8421		20	15835	17064		1229	3694 36931 & 36939 & 36941 3699 36992 36994 36995 36998
53955		1164	41542	63596		22054	8401	8421		20	15835	17064		1229	36941 3699 36992 36994 36995 36998
54002		840	6725	14297		7572	924	924			6022	6079		57	3699
23707		816	2030	2514		484	88	88			725	725			36992
22205			3986	10415		6429	821	821			5150	5150			36994
2864											57	114		57	36995
5226		24	709	1368		659	15	15			90	90			36998
1515			40196	40273	46	123	2969	3022	450	503	1727	2071	496	840	37
1515			40196	40273	46	123	2969	3022	450	503	1727	2071	496	840	37102

TABLE - 5.0

INDUSTRIAL COST

PAKISTAN
2005-06
Values in '000' Rs

Industry Code	Industrial Major Groups and Industry	No. of reporting establishments	Total industrial cost (Col 6 to 10 - 11)	Payments made for raw materials			Cost of fuel & electricity consumed & water charges	Payments made for repair and maintenance	Cost of other contract / commission work	Changes in inventories of input materials
				Total (Col 6+7)	Locally purchased	Directly imported				
1	2	3	4	5	6	7	8	9	10	11
D	ALL INDUSTRIES	6417	1825905572	1684826263	1310952368	373873895	161689599	19235581	17822179	57668050
15	FOOD PRODUCTS & BEVERAGES	1860	422523550	417380079	371800375	45579704	12975432	3384567	1328525	12545053
151	Meat, fruit, vegetables, oils & fats	686	167413145	166586151	137036028	29550123	4049140	471913	571341	4265400
1511	Meat & meat products	3	186348	528995	528995		30866	2921		376434
15112 &	Processing of wool, hides & skins									
15115	Poultry and other slaughtering	3	186348	528995	528995		30866	2921		376434
1512	Fish & fish products	8	1213041	1174338	1174338		26042	7870	1980	-2811
15121 &	Fish & fish products									
15123 &	Fish meal, inedible									
15124	Fish & fish products n.e.c	8	1213041	1174338	1174338		26042	7870	1980	-2811
1513	Fruits, vegetables & edible nuts	24	4305940	4256268	3975483	280785	261158	147635	13434	372555
15131 &	Processing of potatoes									
15132	Cooking of potatoes & products	3	89023	106348	70199	36149	11256	799		29380
15133	Fruit and vegetable juices	12	3965103	3926133	3691462	234671	235481	143266	197	339974
15135 &	Processing of fruits,vegetables & nuts									
15136	Processing of vegetable residues	9	251814	223787	213822	9965	14421	3570	13237	3201
1514	Vegetable & animal oils & fats	651	161707816	160626550	131357212	29269338	3731074	313487	555927	3519222
15141	Animal & vegetable, oils & fats, crude	6	494829	459267	459267		33742	1628		-192
15142	Cotton ginning	540	101693964	99659222	99590051	69171	1663557	190705	527028	346548
15143	Oil cake and other solid residues	10	1288849	1426533	1426533		27903	2178	3070	170835
15144	Refined oils & fats	92	54683372	54595645	25395478	29200167	1908094	110747	25504	1956618
15145 &	Vegetable waxes									
15149	Animal & vegetable oils & fats, n.e.c	3	3546802	4485883	4485883		97778	8229	325	1045413
152	Dairy products	47	31587535	29444180	29126726	317454	1701226	825758	53419	437048
1520	Dairy products	47	31587535	29444180	29126726	317454	1701226	825758	53419	437048
15201	Processed liquid milk & cream	9	8391870	8129917	8116988	12929	253668	4848		-3437
15202	Milk & cream in solid forms	9	8053582	7078645	7010919	67726	647781	385499	1722	60065
15203 &	Butter & ghee									
15204	Cheese & curd	5	1042544	1019890	855432	164458	77920	3139		58405
15205	Other dairy products	7	13185422	12368627	12368627		642403	405667	40853	272128
15206	Ice cream & other edible ice	17	914117	847101	774760	72341	79454	26605	10844	49887
153	Grain mill products & animal feed	901	100374059	98368487	95208554	3159933	3636410	336299	224467	2191604
1531	Grain mill products	858	80236276	78574575	77905735	668840	2533848	205817	146931	1224895
15311	Rice Husking	315	7361967	6916339	6848726	67613	388961	48505	27484	19322
15312 &	Cereal & vegetable flour milling									
15313	Cereal grain products	524	71341255	70070657	69469430	601227	2120835	153464	115215	1118916
15314 &	Rice milling									
15319	Other grain milling n.e.c	19	1533054	1587579	1587579		24052	3848	4232	86657
1532	Starches & starch products	10	6011633	5366162	4739014	627148	790894	42713	50881	239017
15322	Starches & starch products	10	6011633	5366162	4739014	627148	790894	42713	50881	239017
1533	Animal feeds	33	14126150	14427750	12563805	1863945	311668	87769	26655	727692
15331 &	Animal feeds									
15332	Lucerne (alfalfa) meal & pellets	33	14126150	14427750	12563805	1863945	311668	87769	26655	727692
154	Other food products	190	108016211	107244438	97084677	10159761	3161230	1492296	475588	4357341
1541	Bakery products	64	6897491	6524683	6139567	385116	335486	78843	4582	46103
15411	Bread, fresh pastry & cake	22	411890	338445	338445		65827	4108	840	-2670
15412	Rusks, biscuits	38	5524036	5287533	4902417	385116	234993	57418	3742	59650
15419	Other bakery products n.e.c	4	961565	898705	898705		34666	17317		-10877
1542	Sugar	72	75681623	76174750	72568862	3605888	2176893	1076311	298829	4045160
15421	Sugar	72	75681623	76174750	72568862	3605888	2176893	1076311	298829	4045160
1543	Cocoa, chocolate & sugar confectionery	30	3759344	3757510	2484358	1273152	236301	80805	5023	320295
15432 &	Chocolate & sugar confectionery									
15439	Chocolate & sugar confectionery n.e.c	33	14126150	14427750	12563805	1863945	311668	87769	26655	727692
1549	Other farinaceous products n.e.c.	24	21677753	20787495	15891890	4895605	412550	256337	167154	-54217
15491	Processing & blending of tea	11	11656358	10912372	6018013	4894359	140885	100534	167154	-335413
15493	Preparing homogenised & dietetic food	3	7495757	7494314	7494314		192145	73282		263984
15494	Condiments & seasonings	5	2424190	2289674	2289674		68189	81876		15549
15495 &	Vegetable saps & extracts									
15499	Other food products n.e.c.	5	101448	91135	89889	1246	11331	645		1663
155	Beverages	36	15132600	15736823	13344390	2392433	427426	258301	3710	1293660
1551 &	Spirits; ethyl alcohol									
1553 &	Malt liquors & malt									
1554	Soft drinks; mineral water	36	15132600	15736823	13344390	2392433	427426	258301	3710	1293660
15510 &	Spirits; ethyl alcohol									
15532 &	Malt, whether or not roasted									
15541	Aerated drinks; mineral waters	13	867881	910257	909691	566	56885	30551	264	130076
15542 &	Soft drinks									
15549	Other non-alcoholic beverages	23	14264719	14826566	12434699	2391867	370541	227750	3446	1163584
16	TOBACCO PRODUCTS	13	6054798	5677781	5677781		275540	168763		67286
17	MANUFACTURE OF TEXTILES	1329	497290450	437955366	403956989	33998377	60900776	4409818	8693596	14669106
171	Textile spinning, weaving & finishing	1081	437479995	382971976	351663991	31307985	57505079	3907837	5917722	12822619
1711	Spinning of textiles	504	250559107	228857463	210435861	18421602	27093031	1831069	1129712	8352168
17111	Spinning of natural textile fibres	68	14979358	14005210	13772379	232831	456974	108426	225512	-183236
17112	Spinning of man-made staple fibres	11	21643989	20041717	17788975	2252742	1572775	54629	8123	33255
17113	Textile yarn & thread of natural fibres	313	166291351	150127469	138534917	11592552	19634682	1360005	564052	5394857
17114	Text. yarn & thread of MM staple fibres	101	46172379	43363906	39020429	4343477	5275917	298539	296760	3062743

TABLE - 5.0

INDUSTRIAL COST

PAKISTAN
2005-06
Values in '000' Rs

Industry Code	Industrial Major Groups and Industry	No. of reporting establishments	Total industrial cost (Col 6 to 10 - 11)	Payments made for raw materials			Cost of fuel & electricity consumed & water charges	Payments made for repair and maintenance	Cost of other contract / commission work	Changes in inventories of input materials
				Total (Col 6+7)	Locally purchased	Directly imported				
1	2	3	4	5	6	7	8	9	10	11
20293	Repair of wooden products n.e.c	5	13934	8205	8205		3711	1653	365	
21	PAPER & PAPER PRODUCTS	133	27546133	22171111	15945321	6225790	4838492	512695	19351	-4484
210	Paper & paper products	133	27546133	22171111	15945321	6225790	4838492	512695	19351	-4484
2101	Pulp, paper & paperboard	44	18055296	14266035	8749742	5516293	3580530	209398		667
21012	Paper and paperboard	6	6591390	5041749	2722061	2319688	1144377	7597		-397667
21013 & 21014	Tissue / uncoated paper & paperboard									
21014	Other uncoated paper & paperboard	16	1115561	939652	939652		184809	4626		13526
21016 & 21017	Processing of paper & paperboard									
21017	Waste & scrap of paper & board	22	10348345	8284634	5088029	3196605	2251344	197175		384808
2102	Containers of paper & paperboard	73	8580511	7204585	6538436	666149	1057162	285649	13990	-19125
21021 & 21029	Containers of paper & paperboard									
21029	Containers of paper & board n.e.c	73	8580511	7204585	6538436	666149	1057162	285649	13990	-19125
2109	Other articles of paper&paperboard	16	910326	700491	657143	43348	200800	17648	5361	13974
21091	Household & toilet paper products	9	251872	224319	224319		27196	5600		5243
21092 & 21093	Paper stationery									
21093	Wallpaper	3	335469	231227	220331	10896	84518	1964	5361	-12399
21099	Other articles of paper n.e.c	4	322985	244945	212493	32452	89086	10084		21130
22	PUBLISHING, PRINTING & REPRODUCTION	47	5913828	5651647	5074252	577395	223852	70966	47652	80289
221	Publishing	16	989776	951230	866727	84503	46643	11091	6952	26140
2211 & 2212	Printing & publication of books etc									
2212	Publishing of newspapers & journals	13	619828	617297	532794	84503	19566	8040	6952	32027
2213 & 2219	Publishing of music									
2219	Other publishing	3	369948	333933	333933		27077	3051		-5887
222	Printing	31	4924052	4700417	4207525	492892	177209	59875	40700	54149
2221	Printing	8	2167738	2020626	1726268	294358	97025	17211	171	-32705
2222	Service activities of printing	23	2756314	2679791	2481257	198534	80184	42664	40529	86854
23	PETROLEUM	30	215824637	217607514	101327559	116279955	2381223	641841	105253	4911194
232	Refined petroleum products	30	215824637	217607514	101327559	116279955	2381223	641841	105253	4911194
23201	Refined petroleum products	18	214460269	216457910	100182309	116275601	2202625	614674	93457	4908397
23202	Petroleum gases	7	1214441	1034812	1030458	4354	150137	21121	9496	1125
23203 & 23205	Other petroleum products									
23205	Refined petroleum products n.e.c	5	149927	114792	114792		28461	6046	2300	1672
24	CHEMICALS & CHEMICAL PRODUCTS	494	177626718	158449400	116217088	42232312	19747948	3370390	828854	4769874
241	Basic chemicals	98	62731524	48254869	38953534	9301335	14141550	1856981	299077	1820953
2411	Basic chemicals	63	14900517	11272161	6228977	5043184	3516309	344234	108845	341032
24111	Industrial gases	11	688927	306405	296390	10015	325762	52575		-4185
24112	Dyes & pigments	12	4719905	4754519	1720516	3034003	147842	69621		252077
24113	Inorganic acids & compounds	12	2927546	1417294	817144	600150	1337207	64967	105817	-2261
24114	Chemical elements	11	3100946	1688283	1195526	492757	1335491	136778		59606
24115	Other basic inorganic chemicals n.e.c	6	1045962	835197	827836	7361	209562	14416		13213
24116	Other basic organic chemicals	8	1120014	963098	824063	139035	123374	2448	60	-31034
24117	Basic organic chemical products	3	1297217	1307365	547502	759863	37071	3429	2968	53616
2412	Fertilizers & Nitrogen compounds	16	34586942	25245369	21436087	3809282	9362759	1352099	164644	1537929
24121 & 24129	Fertilizers & Nitrogen compounds									
24129	Other fertilizers n.e.c.	16	34586942	25245369	21436087	3809282	9362759	1352099	164644	1537929
2413	Plastics & synthetic rubber	19	13244065	11737339	11288470	448869	1262482	160648	25588	-58008
24131	Plastics in primary forms	4	808578	715187	480536	234651	23937	11981	3567	-53906
24132	Other plastics in primary forms	8	10234744	9024146	8813436	210710	1009899	128317	6243	-66139
24134	Synthetic rubber in primary forms	7	2200743	1998006	1994498	3508	228646	20350	15778	62037
242 & 243	Other chemical products									
243	Man-made fibres	396	114895194	110194531	77263554	32930977	5606398	1513409	529777	2948921
2421	Pesticides & agrochemical products	14	1664814	1567895	955756	612139	79845	22179	25660	30765
24210	Pesticides & agrochemical products	14	1664814	1567895	955756	612139	79845	22179	25660	30765
2422	Paints, varnishes, printing ink	27	7967775	7817197	7211373	605824	109728	55687	238	15075
24221	Paints & varnishes of polymers	20	6977152	6845806	6810453	35353	87472	47454	108	3688
24222	Other paints & varnishes etc	7	990623	971391	400920	570471	22256	8233	130	11387
2423	Pharmaceuticals	228	40798331	39559789	29789612	9770177	1542763	898141	176760	1379122
24231	Basic pharmaceuticals	6	235528	239371	138216	101155	6502	7878	2300	20523
24233	Pharmaceutical preparations	186	37161276	35840507	27307977	8532530	1376242	826624	174193	1056290
24234 & 24235	Other pharmaceutical preparations									
24235	Surgical instruments	12	1195610	1133896	1133896		35898	19210	266	-6340

TABLE - 5.0

INDUSTRIAL COST

PAKISTAN

2005-06

Values in '000' Rs

Industry Code	Industrial Major Groups and Industry	No. of reporting establishments	Total industrial cost (Col 6 to 10 - 11)	Payments made for raw materials			Cost of fuel & electricity consumed & water charges	Payments made for repair and maintenance	Cost of other contract / commission work	Changes in inventories of input materials
				Total (Col 6+7)	Locally purchased	Directly imported				
1	2	3	4	5	6	7	8	9	10	11
24239	Other pharmaceutical products n.e.c	24	2205917	2346015	1209523	1136492	124121	44429	1	308649
2424	Soaps & detergents	94	14334012	13474139	9215178	4258961	654759	188155	319089	302130
24243	Soaps & detergents	69	8798751	8259751	4170348	4089403	539180	113592	138869	252641
24244 &	Odiferous preparations and waxes									
24245 &	Agarbatti etc									
24246	Perfumes & toilet preparations	25	5535261	5214388	5044830	169558	115579	74563	180220	49489
2429 &	Other chemical products									
2430	Man-made fibres	33	50130262	47775511	30091635	17683876	3219303	349247	8030	1221829
24291	Explosives									
24292	Glues and gelatines	11	850128	725042	696458	28584	114020	21731		10665
24293	Essential oils									
24296	Other chemical products	5	25106	16797	16797		8384	1050		1125
24297 &	Misc. other chemical products n.e.c									
24301	Synthetic fibre	17	49255028	47033672	29378380	17655292	3096899	326466	8030	1210039
25	RUBBER & PLASTICS PRODUCTS	170	21589044	24374091	9498788	14875303	1548954	325322	86253	4745576
251	Rubber products	28	3324942	2898987	2752744	146243	319105	162450	40602	96202
2511	Rubber tyres & tubes; retreading	14	2945350	2532360	2386117	146243	292815	157123	39630	76578
25111 &	Rubber tyres & tubes									
25112	Retreading pneumatic rubber tyres	14	2945350	2532360	2386117	146243	292815	157123	39630	76578
2519	Other rubber products	14	379592	366627	366627		26290	5327	972	19624
25191	Other rubber products	9	240767	241683	241683		13991	3521	864	19292
25192 &	Vulcanised & hard rubber articles									
25199	Other rubber products n.e.c	5	138825	124944	124944		12299	1806	108	332
252	Plastic products	142	18264102	21475104	6746044	14729060	1229849	162872	45651	4649374
2520	Plastic products	142	18264102	21475104	6746044	14729060	1229849	162872	45651	4649374
25201	Plastic plates, sheets & tubes	42	4551301	4089550	1984507	2105043	393788	47545	26069	5651
25202	Packaging products of plastic	53	7672266	11345680	3331350	8014330	465359	77974	4094	4220841
25203	Builders' ware plastic	9	542034	584475	344510	239965	45406	1370		89217
25204	Other plastic products	38	5498501	5455399	1085677	4369722	325296	35983	15488	333665
26	OTHER NON-METALLIC MINERAL PRODUC	482	56881488	21709241	20489380	1219861	34662550	2057838	118686	1666827
261	Glass & glass products	34	6343548	3955666	3799455	156211	2677192	82397		371707
2610	Glass & glass products	34	6343548	3955666	3799455	156211	2677192	82397		371707
26101	Flat glass	5	581299	328974	328974		277803	2420		27898
26102	Shaping & processing of flat glass	6	849181	411329	390657	20672	383463	42770		-11619
26103	Hollow glass	10	4501577	2855319	2855319		1902243	30689		286674
26104 &	Glass fibres									
26105	Other glass, processed	7	170923	200844	114470	86374	39128	2156		71205
26106	Other glassware including bangles	6	240568	159200	110035	49165	74555	4362		-2451
269	Non-metallic mineral products n.e.c.	448	50537940	17753575	16689925	1063650	31985358	1975441	118686	1295120
2691	Non-refractory ceramic ware	97	1367342	755010	752620	2390	582251	30872	360	1151
26911	Ceramic household & ornaments	57	376411	184248	184248		181991	10164	360	352
26912	Sanitary ceramic fixtures	36	430448	137822	137822		279716	13294		384
26913	Ceramic insulators	4	560483	432940	430550	2390	120544	7414		415
2692	Refractory ceramic products	6	753889	424218	400594	23624	403951	7677		81957
26920	Refractory ceramic products	6	753889	424218	400594	23624	403951	7677		81957
2693	Structural clay & ceramic products	155	1542009	919337	840251	79086	581005	65061	8190	31584
26931	Ceramic tiles & flags	4	1087468	661465	582379	79086	399780	58056		31833
26932	Construction products in baked clay	151	454541	257872	257872		181225	7005	8190	-249
2694	Cement, lime & plaster	30	44668474	13727819	13482129	245690	30132053	1832486	78811	1102695
26941	Cement	30	44668474	13727819	13482129	245690	30132053	1832486	78811	1102695
2695	Articles of concrete, cement & plaster	24	1436096	1400150	783679	616471	71638	11475	2046	49213
26951 &	Concrete products for construction									
26955	Articles of fibre cement	24	1436096	1400150	783679	616471	71638	11475	2046	49213
2696	Cutting, shaping & finishing of stone	132	679819	447006	393413	53593	196431	26098	29036	18752
26960	Ornamental & building stone articles	132	679819	447006	393413	53593	196431	26098	29036	18752
2699	Other non-metallic mineral products	4	90311	80035	37239	42796	18029	1772	243	9768
26991 &	Abrasive products									
26992	Non-metallic mineral products n.e.c	4	90311	80035	37239	42796	18029	1772	243	9768
27	BASIC METALS	291	85804609	74598936	51803840	22795096	11806272	812720	148219	1561538
271	Basic iron & steel	245	79485706	68908575	48375918	20532657	11245301	749748	120619	1538537
2711	Basic iron & steel	76	40707093	32875845	22456875	10418970	8138903	393278	19437	720370
27111 &	Products of iron & steel									
27112	Ferro alloys	8	17010635	12188974	3119192	9069782	4882237	190737	2876	254189
27113	Ingots, billets	43	17926538	15434796	14300089	1134707	2783113	187286	2776	481433
27114 &	Stainless steel products									
27118 &	Hot-rolled rods & bars									
27119	Heavy sections of steel	25	5769920	5252075	5037594	214481	473553	15255	13785	-15252
2712	Tubes and tube fittings	51	13947781	13678317	6376524	7301793	480246	136009	36608	383399
27121	Tubes & tube fittings of cast iron	13	302868	220796	214568	6228	119838	7477		45243
27122	Steel tubes & fittings	38	13644913	13457521	6161956	7295565	360408	128532	36608	338156
2713	Other first processed iron & steel	118	24830832	22354413	19542519	2811894	2626152	220461	64574	434768

TABLE - 5.0

INDUSTRIAL COST

PAKISTAN

2005-06

Values in '000' Rs

Industry Code	Industrial Major Groups and Industry	No. of reporting establishments	Total industrial cost (Col 6 to 10 - 11)	Payments made for raw materials			Cost of fuel & electricity consumed & water charges	Payments made for repair and maintenance	Cost of other contract / commission work	Changes in inventories of input materials
				Total (Col 6+7)	Locally purchased	Directly imported				
1	2	3	4	5	6	7	8	9	10	11
29198 &	IMR of gen. purpose machinery									
29199	Other general purpose machinery	3	11355	8878	8878		3132	45		700
292	Special-purpose machinery	142	22503997	21877717	18775696	3102021	923381	169830	48464	515395
2921	Agricultural & forestry machinery	90	18741658	18639994	15895744	2744250	270265	98723	23646	290970
29211	Agricultural tractors	9	14089987	14188295	12370350	1817945	67505	39653		205466
29212	Agricultural & forestry machinery	17	240739	229358	229358		7419	2574	983	-405
29214	Harvesting machinery	27	1441732	1410304	1410304		27281	3709	945	507
29215 &	Spraying machinery for agriculture									
29216	Self-loading/unloading agri. trailers	4	136946	135142	80142	55000	1938	1266	209	1609
29217 &	Other agricultural or forestry machines									
29218	IMR of agricultural machinery	33	2832254	2676895	1805590	871305	166122	51521	21509	83793
2922	Manufacture of machine tools	7	302714	27935	16904	11031	313900	8735		47856
29221	Portable hand-held power tools	4	289626	8714	8714		312011	8650		39749
29222 &	Machine tools for working metals etc									
29224 &	Other machine tools for working metals									
29226	Welding tools & hot spraying machines	3	13088	19221	8190	11031	1889	85		8107
2923 &	Machinery for metallurgy									
2924	Mining & quarrying machinery	5	183330	168542	168542		19046	7149	64	11471
29231 &	Machinery for metallurgy & parts									
29244 &	Foundry moulds forming machinery									
29246 &	Machinery parts for mining, quarrying									
29247	IMR of construction machinery	5	183330	168542	168542		19046	7149	64	11471
2925	Machinery for food & tobacco processing	12	2217964	2016940	1739449	277491	285296	43163	23749	151184
29251	Machinery for food & tobacco processing	12	2217964	2016940	1739449	277491	285296	43163	23749	151184
2926	Textile & leather production machinery	13	688617	682892	621318	61574	11306	4526	1005	11112
29261	Spinning, weaving & knitting machinery	3	32074	26404	25404	1000	3161	2567		58
29262	Other machinery for textile production	3	31317	30775	30775		1652	141	750	2001
29264	Parts of machinery for textile	3	15484	12677	7774	4903	2036	639	255	123
29265	Household sewing machines	4	609742	613036	557365	55671	4457	1179		8930
2927	Weapons & ammunition	10	180476	162969	155294	7675	9745	3448		-4314
29271	Weapons & ammunition & parts	10	180476	162969	155294	7675	9745	3448		-4314
2929	Other special-purpose machinery	5	189238	178445	178445		13823	4086		7116
29292 &	Printing & book-binding machinery									
29293 &	Misc. special purpose machinery									
29294 &	IMR of special purpose machinery n.e.c									
29299	Special-purpose machinery n.e.c	5	189238	178445	178445		13823	4086		7116
293	Domestic appliances n.e.c.	162	11539491	11347672	9079167	2268505	388796	96053	378	293408
2930	Electric domestic appliances	162	11539491	11347672	9079167	2268505	388796	96053	378	293408
29301	Electric domestic appliances	125	11271273	11102948	8881672	2221276	362062	90583	295	284615
29302	Other electric domestic appliances	8	48730	45512	45512		4335	1085	48	2250
29303	Parts of electric domestic appliances	19	119862	102153	54924	47229	12771	1953	35	-2950
29304 &	IMR of professional electric appliances									
29305	Non-electric domestic appliances	6	30908	29327	29327		2242	382		1043
29306 &	Parts of non-electric domestic appliances									
29307	IMR of Industrial machinery	4	68718	67732	67732		7386	2050		8450
31	ELECTRICAL MACHINERY & APPARATUS N	67	31660273	29380941	12770826	16610115	2540615	444449	85560	791292
311	DC motors, generators & transformers	19	22632379	21965707	7967956	13997751	821867	305991		461186
3110	DC motors, generators & transformers	19	22632379	21965707	7967956	13997751	821867	305991		461186
31102 &	Universal AC/DC motors & AC generators									
31103	Electric generating sets & converters	5	14098291	13565710	4079244	9486466	702714	224485		394618
31104 &	Electrical transformers									
31106	Motors/generators/transformers parts	5	587379	577296	279467	297829	10528	760		1205
31107 &	IMR of motors, gener. & transformers									
31109	Elec. motors, gener. & transformers nec	9	7946709	7822701	3609245	4213456	108625	80746		65363
312	Electricity distri. & control apparatus	12	928798	905516	905516		35665	4412	4310	21105
3120	Electricity distri. & control apparatus	12	928798	905516	905516		35665	4412	4310	21105
31201 &	Control apparatus for > = 1000 V									
31202	Control apparatus for < or = 1000 V	4	578833	577878	577878		12672	3328	2118	17163
31203 &	Electrical boards									
31204	Parts of electricity control apparatus	8	349965	327638	327638		22993	1084	2192	3942
313	Insulated wire & cables	7	2373109	2428647	856940	1571707	90716	44788	3655	194697
3130	Insulated wire & cables	7	2373109	2428647	856940	1571707	90716	44788	3655	194697
31301	Insulated wire and cable	7	2373109	2428647	856940	1571707	90716	44788	3655	194697
314	Accumulators, cells & batteries	10	3555840	2138910	1344527	794383	1326055	58414	40855	8394
3140	Accumulators, cells & batteries	10	3555840	2138910	1344527	794383	1326055	58414	40855	8394
31401	Primary cells & batteries & parts	10	3555840	2138910	1344527	794383	1326055	58414	40855	8394
315	Electric lamps & lighting equipment	9	1741883	1567890	1321616	246274	244173	22918	102	93200
3150	Electric lamps & lighting equipment	9	1741883	1567890	1321616	246274	244173	22918	102	93200
31501	Electric lamps	4	1407237	1293729	1149170	144559	173005	19897		79394
31502	Lamps lighting fittings									
31503	Other lamps & lighting fittings	5	334646	274161	172446	101715	71168	3021	102	13806
319	Other electrical equipment n.e.c.	10	428264	374271	374271		22139	7926	36638	12710
3190	Other electrical equipment n.e.c	10	428264	374271	374271		22139	7926	36638	12710

TABLE - 5.0

INDUSTRIAL COST

PAKISTAN

2005-06

Values in '000' Rs

Industry Code	Industrial Major Groups and Industry	No. of reporting establishments	Total industrial cost (Col 6 to 10 - 11)	Payments made for raw materials			Cost of fuel & electricity consumed & water charges	Payments made for repair and maintenance	Cost of other contract / commission work	Changes in inventories of input materials
				Total (Col 6+7)	Locally purchased	Directly imported				
1	2	3	4	5	6	7	8	9	10	11
31901	Ignition or other wiring sets									
31903	Other electrical equipment & parts	10	428264	374271	374271		22139	7926	36638	12710
32	RADIO, TV & COMMUNICATION EQUIPMENT	14	1924649	1715408	1378464	336944	128006	40888	7870	-32477
321	Electronic valves & tubes etc.	4	235708	227749	144389	83360	6300	4919	7870	11130
322	TV, radio & telegraphy apparatus	5	1517511	1379756	1126172	253584	59003	35700		-43052
323	Sound/video apparatus of TV & radio	5	171430	107903	107903		62703	269		-555
33	MEDICAL & OPTICAL INSTRUMENTS	95	6106646	5552529	4150226	1402303	259983	517829	55133	278828
331	Medical & measuring instruments	91	6031420	5488176	4140373	1347803	247154	516759	54542	275211
3311	Medical/surgical/orthopaedic equipment	81	3840999	3600045	2934838	665207	207934	65091	52840	84911
3312	Measuring instruments & appliances	10	2190421	1888131	1205535	682596	39220	451668	1702	190300
332 & 333	Optical & photographic equipment									
333	Watches & clocks	4	75226	64353	9853	54500	12829	1070	591	3617
34	MOTOR VEHICLES & TRAILERS	139	105134273	106199564	59405905	46793659	1147317	595373	1812468	4620449
341	Motor vehicles	12	89397422	91587306	49600616	41986690	573782	342590	237045	3343301
3410	Motor vehicles	12	89397422	91587306	49600616	41986690	573782	342590	237045	3343301
34102	Internal engines for motor vehicles	6	79619732	81287989	46608860	34679129	511752	299867	101388	2581264
34103 & 34104	Passenger cars, jeep etc									
34104	Motor vehicles for transport of goods	6	9777690	10299317	2991756	7307561	62030	42723	135657	762037
342	Bodies for motor vehicles & trailers	4	186276	238035	210789	27246	9304	2839	1071	64973
3420	Bodies for motor vehicles & trailers	4	186276	238035	210789	27246	9304	2839	1071	64973
34201 & 34202 & 34204	Bodies for motor vehicles									
34202 & 34204	Bodies for trailer & semi-trailers									
34204	Reconditioning of motor vehicles	4	186276	238035	210789	27246	9304	2839	1071	64973
343	Parts & accessories for motor vehicles	123	15550575	14374223	9594500	4779723	564231	249944	1574352	1212175
3430	Parts & accessories for motor vehicles	123	15550575	14374223	9594500	4779723	564231	249944	1574352	1212175
34301	Parts of engines	10	1569891	1470553	1470553		52923	32018		-14397
34302	Other parts for motor vehicles	85	11925159	10810936	7132647	3678289	436184	170012	1541944	1033917
34303 & 34304	Safety seat belts, airbags etc									
34304	Assembly of motor vehicles parts n.e.c	18	1977660	2026954	925520	1101434	69352	46317	32338	197301
34305	MR of motor vehicles	10	77865	65780	65780		5772	1597	70	-4646
35	OTHER TRANSPORT EQUIPMENT	47	25856743	25523965	19018719	6505246	535844	255564	6236	464866
351 & 352 & 353	Building & repair of ships & boats									
352 & 353	Railway locomotives & rolling stock									
353	Aircraft & spacecraft	3	2194154	2173065	96764	2076301	196553	70282		245746
3511 & 3520 & 3530	Building & repair of ships									
3520 & 3530	Railway locomotives & rolling stock									
3530	Aircraft and spacecraft	3	2194154	2173065	96764	2076301	196553	70282		245746
35112 & 35201 & 35309	Building & repair of transport									
35201 & 35309	Rail locomotives & locomotive tenders									
35309	MR & reconditioning of aircraft	3	2194154	2173065	96764	2076301	196553	70282		245746
359	Other parts of aircraft and spacecraft	44	23662589	23350900	18921955	4428945	339291	185282	6236	219120
3591	Motorcycles	34	22660587	22529843	18476971	4052872	276931	184736	6236	337159
35911	Motorcycles & three wheelers	17	21962077	21887941	17907820	3980121	226059	167971		319894
35919	Other motor-cycle & parts	17	698510	641902	569151	72751	50872	16765	6236	17265
3592	Bicycles & invalid carriages	10	1002002	821057	444984	376073	62360	546		-118039
35922	Parts & accessories of bicycles etc	7	128109	120577	120577		6867	511		-154
35929	Other cycles including tricycles	3	873893	700480	324407	376073	55493	35		-117885
36	FURNITURE	130	7952779	7362630	6342357	1020273	482614	112102	367730	372297
361	Furniture	38	406795	444706	382934	61772	43090	7338	1650	89989
3610	Furniture	38	406795	444706	382934	61772	43090	7338	1650	89989
36101	Furniture & fixtures made of wood etc	27	76126	54551	54551		19112	1878	1189	604
36102 & 36103	Furniture & fixtures primarily of metal									
36103	Furniture & fixtures of plastics	7	91843	77080	35644	41436	15531	804	138	1710
36104	Coir foam mattresses & pillows etc	4	238826	313075	292739	20336	8447	4656	323	87675
369	Manufacturing n.e.c	92	7545984	6917924	5959423	958501	439524	104764	366080	282308
3691 & 3692	Jewellery & related articles									
3692	Musical instruments	4	19386	18636	18636		745	6		1
36912 & 36921	Jewellery & related articles									
36921	Musical instruments & parts	4	19386	18636	18636		745	6		1
3693 & 3694	Sports goods									
3694	Games & toys	52	4797834	4503898	4063963	439935	122410	46151	347130	221755
36931 & 36939 & 36941	Sports goods									
36939 & 36941	Other sports & athletic goods n.e.c									
36941	Dolls & toys	52	4797834	4503898	4063963	439935	122410	46151	347130	221755
3699	Other manufacturing n.e.c	36	2728764	2395390	1876824	518566	316369	58607	18950	60552
36992	Brooms & brushes	3	191709	176910	152616	24294	10817	12106		8124
36994	Writing implements	8	1137295	1074555	909637	164918	46735	41397	17430	42822
36995	Umbrellas, walking-sticks & buttons	3	113388	104903	45828	59075	15762	177		7454
36998	Lighters, matches & liquid gas fuels	22	1286372	1039022	768743	270279	243055	4927	1520	2152
37	RECYCLING	30	6239	2926	2926		2964	249	100	
37102	Shipbreaking services	30	6239	2926	2926		2964	249	100	

TABLE - 7.0

VALUE OF PRODUCTION

PAKISTAN
2005-06
Values in '000' Rs

Industry Code	Industry Major Groups & Industries	No. of reporting establishments	Total production at producer prices (Col 5 + 11 + 12)	Main Production Activities						Trade margin	Receipts from other activities
				Total	Value of sales from own finished products and by-products	Value of sales of semi finished products and by-products	Value of fixed assets produced for own use	Value of sale of electricity generated	Changes in work-in process and stocks of finished/by products		
1	2	3	4	5	6	7	8	9	10	11	12
D	ALL INDUSTRIES	6417	2929319774	2785365430	2669844687	12177057	40311406	4246025	58786255	32073257	111881087
15	FOOD PRODUCTS & BEVERAGES	1860	614949436.4	598664201	57951379	3080230	1558200	1162821	13111571	5466948	10818287
151	Meat, fruit, vegetables, oils & fats	686	237549230	231505072	226431547	1092505	211661	12064	3757295	1671745	4372413
1511	Meat & meat products	3	913511	914778	835610				79168	-1289	22
15112 & 15115	Processing of wool, hides & skins Poultry and other slaughtering	3	913511	914778	835610				79168	-1289	22
1512	Fish & fish products	8	1447501	1403508	1397508				6000		43993
15121 & 15123 & 15124	Fish & fish products Fish meal, inedible Fish & fish products n.e.c	8	1447501	1403508	1397508				6000		43993
1513	Fruits, vegetables & edible nuts	24	7334601	7169141	6980475	273	29553		158840	63091	102369
15131 & 15132	Processing of potatoes Cooking of potatoes & products	3	123816	122836	115535	173			7128		980
15133	Fruit and vegetable juices	12	6797912	6652062	6501567				150495	63091	82759
15135 & 15136	Processing of fruits, vegetables & nuts Processing of vegetable residues	9	412873	394243	363373	100	29553		1217		18630
1514	Vegetable & animal oils & fats	651	227853617	222017645	217217954	1092232	182108	12064	3513287	1609943	4226029
15141	Animal & vegetable, oils & fats, crude	6	596424	573824	552296				21528	764	21836
15142	Cotton ginning	540	130680246	127842703	124667880	1024428	83373	10424	2056598	1331234	1506309
15143	Oil cake and other solid residues	10	1649602	1641313	1613038	26868			1407	69	8220
15144	Refined oils & fats	92	89238368	86394302	85194074	40936	77207	1640	1080445	277842	2566224
15145 & 15149	Vegetable waxes Animal & vegetable oils & fats, n.e.c	3	5688977	5565503	5190666				374837	34	123440
152	Dairy products	47	57674708	57125913	56359173	207	127541		638992	442752	106043
1520	Dairy products	47	57674708	57125913	56359173	207	127541		638992	442752	106043
15201	Processed liquid milk & cream	9	14335701	14327612	14207545	207			119860	-459	8548
15202	Milk & cream in solid forms	9	14869834	14614729	14427706				187023	229309	25796
15203 & 15204	Butter & ghee Cheese & curd	5	3055972	3054360	2816226		68262		169872		1612
15205	Other dairy products	7	23523601	23249263	23034707		59279		155277	209575	64763
15206	Ice cream & other edible ice	17	1889600	1879949	1872989				6960	4327	5324
153	Grain mill products & animal feed	901	126572893	124240768	122321647	202104	184897	89168	1442952	567709	1764416
1531	Grain mill products	858	92507144	90788368	89506121	189157	124602	43036	925452	492973	1225803
15311	Rice Husking	315	9088517	8803759	8252264	3849	5	1312	546329	14511	270247
15312 & 15313	Cereal & vegetable flour milling Cereal grain products	524	81400449	79978951	79302927	185308	124597	41724	324395	478462	943036
15314 & 15319	Rice milling Other grain milling n.e.c	19	2018178	2005658	1950930				54728		12520
1532	Starches & starch products	10	14565709	13974673	13697051	12947	50420	46132	168123	69000	522036
15322	Starches & starch products	10	14565709	13974673	13697051	12947	50420	46132	168123	69000	522036
1533	Animal feeds	33	19500040	19477727	19118475				349377	5736	16577
15331 & 15332	Animal feeds Lucerne (alfalfa) meal & pellets	33	19500040	19477727	19118475		9875		349377	5736	16577
154	Other food products	190	164370230.4	157582295	146654898	1784914	1033275	1061589	7047619	2704699	4083236
1541	Bakery products	64	11065973	10777335	10638139	3725	17474		117997	14685	273953
15411	Bread, fresh pastry & cake	22	617665	601517	579422	2725	17474		1896	14685	1463
15412	Rusks, biscuits	38	8879428	8613037	8523076	1000			88961		266391
15419	Other bakery products n.e.c	4	1568880	1562781	1535641				27140		6099
1542	Sugar	72	115264574.4	109238912	99330601	1704319	1014831	1061589	6127572	2686588	3339074
15421	Sugar	72	115264574.4	109238912	99330601	1704319	1014831	1061589	6127572	2686588	3339074
1543	Cocoa, chocolate & sugar confectionery	30	5388964	5322001	5243722	76870			1409	2615	64348
15432 & 15439	Chocolate & sugar confectionery Chocolate & sugar confectionery n.e.c	33	19500040	19477727	19118475		9875		349377	5736	16577
1549	Other farinaceous products n.e.c.	24	32650719	32244047	31442436		970		800641	811	405861
15491	Processing & blending of tea	11	17310885	16933016	16790135				142881	811	377058
15493	Preparing homogenised & dietetic food	3	9962293	9950852	9829098				652754		11441
15494	Condiments & seasonings	5	5226006	5212644	5208316				4328		13362
15495 & 15499	Vegetable saps & extracts Other food products n.e.c.	5	151535	147535	145887		970		678		4000
155	Beverages	36	28782375	28210153	27984114	500	826		224713	80043	492179
1551 & 1553 & 1554	Spirits; ethyl alcohol Malt liquors & malt Soft drinks; mineral water	36	28782375	28210153	27984114	500	826		224713	80043	492179
15510 & 15532 & 15541	Spirits; ethyl alcohol Malt, whether or not roasted Aerated drinks; mineral waters	13	1807512	1751955	1410617	500			340838	40	55517
15542 & 15549	Soft drinks Other non-alcoholic beverages	23	26974863	26458198	26573497		826		-116125	80003	436662
16	TOBACCO PRODUCTS	13	52401610	52280987	51688732	6184			586071		120623
17	MANUFACTURE OF TEXTILES	1329	766980442	726384489	697433962	2982947	7769274	579539	17618767	3852528	36743425
171	Textile spinning, weaving & finishing	1081	677632352	641323389	614389874	2817573	7684559	578632	15852751	3191012	33117951
1711	Spinning of textiles	504	379689578	370561348	352504245	2547522	7395779	524187	7589615	1903636	7224594
17111	Spinning of natural textile fibres	68	18315678	17672266	16583418	567636	300		520912	7338	636074
17112	Spinning of man-made staple fibres	11	27151126	26861685	28863783				-2002098	999	288442
17113	Textile yarn & thread of natural fibres	313	262942798	256972370	241558296	1751729	5974376	522157	7165812	1174150	4796278
17114	Text. yarn & thread of MM staple fibres	101	69341014	67246566	63690724	228157	1421103	2030	1904552	617296	1477152
17115	Processing of textile waste	11	1938962	1808461	1808024				437	103853	26648
1712	Textile fabrics	266	218706239	210516804	201815566	269351	283530	54445	8093912	891927	7297508
17121	Fabrics other than cotton	47	14247417	13835121	12827202	19100			988819	-2663	414959
17122	Cotton fabrics	130	155044360	148475880	142729805	184713	253660	54265	5253437	531550	6036930
17123	Fabrics of man-made filaments	29	29805745	29174675	27783251	65538	29730	180	1295976	266311	364759

TABLE - 7.0

VALUE OF PRODUCTION

PAKISTAN

2005-06

Values in '000' Rs

Industry Code	Industry Major Groups & Industries	No. of reporting establishments	Total production at producer prices (Col 5 + 11 + 12)	Main Production Activities						Trade margin	Receipts from other activities
				Total	Value of sales from own finished products and by-products	Value of sales of semi finished products and by-products	Value of fixed assets produced for own use	Value of sale of electricity generated	Changes in work-in process and stocks of finished/by products		
1	2	3	4	5	6	7	8	9	10	11	12
17124	Pile fabrics, terry towelling etc	56	19563966	19031128	18475308		140		555680	96729	436109
17125	Weaving of fabrics on khadi / handloom	4	44751								44751
1713	Finishing of textiles	311	79236535	60245237	60070063	700	5250		169224	395449	18595849
17131	Finishing of textile fibres & yarn	129	30740835	24022166	24143056		5250		-126140	3777	6714892
17132	Bleaching & dyeing of fabrics	145	27988845	19489706	19224561		700		264445	391889	8107250
17133	Printing services of fabrics	21	2698655	95801	95801					51	2602803
17134	Finishing of textiles (khadi/handloom)	12	722866	199232	199232						523634
17139	Other textile finishing n.e.c.	4	17085334	16438332	16407413				30919	-268	647270
172	Other textiles	140	55981484	54190454	52775245	154623	52367	200	1208019	357045	1433985
1721	Made-up textile articles, not apparel	73	45349445	44397068	43324754	30222	38267		1003825	18546	933831
17211	Made-up textile articles for household	26	22177600	21571168	20715963				855205	8794	597638
17212	Other made-up textile articles	47	23171845	22825900	22608791	30222	38267		148620	9752	336193
1722	Carpets & rugs	20	3494444	2964952	2664467	89631			210854	319060	210432
17221	Carpets & rugs (other than by hand)	13	1104149	865878	876760				-10882	28418	209853
17222	Carpets & rugs (hand made)	7	2390295	2099074	1787707	89631			221736	290642	579
1723	Cordage, rope, twine & netting	17	1295729	1216962	1165735	33502			17725		78767
17231	Cordage, rope, twine & netting	3	452417	452417	440582				11835		
17234	Embroidery & zari work by hand	14	843312	764545	725153	33502			5890		78767
1729	Other textiles n.e.c.	30	5841866	5611472	5620289	1268	14100	200	-24385	19439	210955
17291	Narrow woven fabrics & embroidery	14	984474	883617	888846	1268	914	200	-7611		100857
17293	Other made up textiles										
17299	Other textiles n.e.c.	16	4857392	4727855	4731443		13186		-16774	19439	110098
173	Knitted & crocheted fabrics & articles	108	33366606	30870646	30268843	10751	32348	707	557997	304471	2191489
1730	Knitted & crocheted fabrics	108	33366606	30870646	30268843	10751	32348	707	557997	304471	2191489
17301	Knitted & crocheted fabrics	28	15644852	14233625	13947498	2551	195		283381	1191	1410036
17302	Knitted/crocheted cotton text: articles	10	1279920	1223089	1203911				19176		56831
17303	Knitted/crocheted woolen text: articles	48	12054139	11046087	10894363			36	151688	311682	696370
17304	Knitted/crocheted synthetic articles	16	3679418	3662337	3552462	8200	32153	671	68851	-8402	25483
17309	Knitted/crocheted articles n.e.c	6	708277	705508	670607				34901		2769
18	WEARING APPAREL	326	102595262	94076178	90670902	502050	83686	100	2819440	5318044	3201040
181 &	Wearing apparel, except fur apparel										
182	Articles of fur	326	102595262	94076178	90670902	502050	83686	100	2819440	5318044	3201040
1810 &	Wearing apparel, except fur apparel										
1820	Articles of fur	326	102595262	94076178	90670902	502050	83686	100	2819440	5318044	3201040
18101	Clothes of leather & substitutes	14	5400080	5262598	4966467	2000			294131		137482
18102	Workwear	6	544264	540017	509696		10109		20212		4247
18103	Outerwear	47	12128657	11166208	10775234	5026			385948	66679	895770
18104	Other outerwear	34	11805733	11449842	11090856	347177			11809	628	355263
18105	Underwears	55	5741806	5322388	5192077	5676			124635	69729	349689
18106	Babies' garments & clothing accessories	87	32935906	28622918	27535333	21241	8886		1057458	3810973	502015
18107	Clothing accessories of leather	74	3267382	30979442	29868147	120930	64691	100	925574	1370035	917905
18109 &	Wearing apparel & accessories n.e.c										
18201	Tanned or dressed furskins	9	771434	732765	733092				-327		38669
19	LEATHER PRODUCTS	142	26741986	25644012	24820535	1260	250	459	821508	236018	861956
191	Tanning & dressing of leather	106	17556443	16705956	16193259	260	250	459	511728	45245	805242
1911	Tanning & dressing of leather	87	14658734	13914929	13842030	260		459	72180	24559	719246
19111	Tanning & dressing of leather	64	10641498	10171747	10215772	260		459	-44744	24559	445192
19113	Tanning of sheep, goat leather	11	2916715	2759114	2626344				132770		157601
19114 &	Tanning/dressing of other animal leathe										
19115	Leather waste, dust, powder & flour	12	1100521	984068	999914				-15846		116453
1912	Luggage, saddlery & harness	19	2897709	2791027	2351229		250		439548	20686	85996
19120	Luggage, saddlery & harness	19	2897709	2791027	2351229		250		439548	20686	85996
192	Footwear	36	9185543	8938056	8627276	1000			309780	190773	56714
1920	Footwear	36	9185543	8938056	8627276	1000			309780	190773	56714
19201 &	Footwear										
19202 &	Sports footwear										
19204	Parts of footwear	36	9185543	8938056	8627276	1000			309780	190773	56714
20	WOOD & WOOD PRODUCTS	62	11774905	11527771	11179591	4947	242075	970	100188	10465	236669
201	Sawmilling & planing of wood	5	479354	478456	418876				59580		898
2010	Sawmilling & planing of wood	5	479354	478456	418876				59580		898
20101 &	Sawmilling or chipping of wood										
20102 &	Shaping of wood										
20103	Treating wood with preservatives	5	479354	478456	418876				59580		898
202	Products of wood	57	11295551	11049315	10760715	4947	242075	970	40608	10465	235771
2021	Plywood, panels & boards	52	11274356	11037861	10749401	4947	242075	970	40468	10465	226030
20211	Panels & boards	45	11025211	10789921	10510619	4445	242075	970	31812	9265	226025
20212	Veneer sheets; plywood; densified wood	7	249145	247940	238782	502			8656	1200	5
2023 &	Wooden containers										
2029	Other products of wood	5	21195	11454	11314				140		9741
20231 &	Wooden containers										
20291 &	Other products of wood										
20293	Repair of wooden products n.e.c	5	21195	11454	11314				140		9741
21	PAPER & PAPER PRODUCTS	133	54955338	41991815	41455420	8299	70148	455	457493	628985	12334538
210	Paper & paper products	133	54955338	41991815	41455420	8299	70148	455	457493	628985	12334538
2101	Pulp, paper & paperboard	44	40702701	28156317	27767622	7819	65140		315736	625676	11920708
21012	Paper and paperboard	6	16394944	10498116	10305915		40000		152201		5896828
21013 &	Tissue / uncoated paper & paperboard										
21014	Other uncoated paper & paperboard	16	1701255	1699374	1694459	2819	114		1982		1881
21016 &	Processing of paper & paperboard										
21017	Waste & scrap of paper & board	22	22606502	15958827	15767248	5000	25026		161553	625676	6021999

TABLE - 7.0

VALUE OF PRODUCTION

PAKISTAN
2005-06
Values in '000' Rs

Industry Code	Industry Major Groups & Industries	No. of reporting establishments	Total production at producer prices (Col 5 + 11 + 12)	Main Production Activities						Trade margin	Receipts from other activities
				Total	Value of sales from own finished products and by-products	Value of sales of semi finished products and by-products	Value of fixed assets produced for own use	Value of sale of electricity generated	Changes in work-in process and stocks of finished/by products		
1	2	3	4	5	6	7	8	9	10	11	12
2102	Containers of paper & paperboard	73	13097522	12736827	12604592	480	649	455	130651	1279	359416
21021 & 21029	Containers of paper & paperboard	73	13097522	12736827	12604592	480	649	455	130651	1279	359416
2109	Other articles of paper&paperboard	16	1155115	1098671	1083206		4359		11106	2030	54414
21091	Household & toilet paper products	9	315970	310486	299984		4359		6143	2030	3454
21092 & 21093	Paper stationery	3	359669	316695	316695						42974
21099	Wallpaper	4	479476	471490	466527				4963		7986
	Other articles of paper n.e.c										
22	PUBLISHING, PRINTING & REPRODUCTION	47	9488480	7881110	7881105		4550	600	-5145		1607370
221	Publishing	16	1578445	1356882	1348103		3466	600	4713		221563
2211 & 2212	Printing & publication of books etc	13	1009379	843750	821281			3466	600	18403	165629
2213 & 2219	Publishing of newspapers & journals	3	569066	513132	526822					-13690	55934
222	Other publishing	31	7910035	6524228	6533002		1084		-9858		1385807
2221	Printing	8	3706372	3440136	3501269				-61133		266236
2222	Service activities of printing	23	4203663	3084092	3031733			1084	51275		1119571
23	PETROLEUM	30	271523424	265715301	262561113	1947525	1400	1200	1204063	3349648	2458475
232	Refined petroleum products	30	271523424	265715301	262561113	1947525	1400	1200	1204063	3349648	2458475
23201	Refined petroleum products	18	268521755	262896436	259738377	1947525	1400	1200	1207934	3311345	2313974
23202	Petroleum gases	7	2786619	2675006	2674889				117	38303	73310
23203 & 23205	Other petroleum products	5	215050	143859	147847				-3988		71191
24	CHEMICALS & CHEMICAL PRODUCTS	494	351398361	339030833	306750452	536058	24527815	14444	7202064	5215311	7152217
241	Basic chemicals	98	143029944	136964936	108394686	147330	23992171	11417	4419332	2905785	3159223
2411	Basic chemicals	63	29449711	28853241	27108066	16689	2412	7490	1718584	293941	302529
24111	Industrial gases	11	1438086	1357311	1343221				14090	26716	54059
24112	Dyes & pigments	12	8250752	7987571	7862384				125187	213858	49323
24113	Inorganic acids & compounds	12	7898254	7804224	7542918	3800	1942	1590	253974	35799	58231
24114	Chemical elements	11	5541669	5516573	5523979	1152	170		-8728	11258	13838
24115	Other basic inorganic chemicals n.e.c	6	1397865	1393166	1312541				80625	3147	1552
24116	Other basic organic chemicals	8	3220160	3126398	1934734				1191664	2163	91599
24117	Basic organic chemical products	3	1702925	1667998	1588289	11737	300	5900	61772	1000	33927
2412	Fertilizers & Nitrogen compounds	16	92827908	88843383	62059620	127421	23969222	1093	2686027	2509557	1474968
24121 & 24129	Fertilizers & Nitrogen compounds	16	92827908	88843383	62059620	127421	23969222	1093	2686027	2509557	1474968
2413	Other fertilizers n.e.c.	19	20752325	19268312	19227000	3220	20537	2834	14721	102287	1381726
24131	Plastics & synthetic rubber	4	1707041	1428980	1397217	3220	4490	2834	21219	102210	175851
24132	Plastics in primary forms	8	16235255	15155948	15126089		16047		13812	77	1079230
24133	Other plastics in primary forms	7	2810029	2683384	2703694				-20310		126645
24134	Synthetic rubber in primary forms										
242 & 243	Other chemical products	396	208368417	202065897	198355766	388728	535644	3027	2782732	2309526	3992994
2421	Man-made fibres	14	2797644	2714260	2672247				42013	8037	75347
24210	Pesticides & agrochemical products	14	2797644	2714260	2672247				42013	8037	75347
2422	Pesticides & agrochemical products	27	13111351	12704291	12036195	3516	4630	1609	658341	6818	400242
24221	Paints, varnishes, printing ink	20	11662295	11261855	10644913	3516	4630	1609	607187	6818	393622
24222	Paints & varnishes of polymers	7	1449056	1442436	1391282				51154		6620
24223	Other paints & varnishes etc	228	90145972	86429765	85646179	384462	466592	10	-67478	1486685	2229522
2423	Pharmaceuticals	6	397943	395643	394214				1429		2300
24231	Basic pharmaceuticals	186	84127243	80579686	79793314	383457	466592		-63677	1447026	2100531
24233	Pharmaceutical preparations	12	2174997	2039235	2056925	1005			-18695	37130	98632
24234 & 24235	Other pharmaceutical preparations	24	3445789	3415201	3401726			10	13465	2529	28059
24239	Surgical instruments	94	29033995	27278865	27008239	600	63967	1268	204791	760022	995108
2424	Other pharmaceutical products n.e.c	69	16143151	14620532	14470134	600	62050		87748	704288	818331
24243	Soaps & detergents										
24244 & 24245	Soaps & detergents										
24246	Odiferous preparations and waxes										
24245 & 24246	Agarbatti etc	25	12890844	12658333	12538105		1917	1268	117043	55734	176777
24246	Perfumes & toilet preparations										
2429 & 2430	Other chemical products	33	73279455	72938716	70992906	150	455	140	1945065	47964	292775
2430	Man-made fibres										
24291	Explosives	11	1534113	1497747	1464619				33128	34316	2050
24292	Glues and gelatines										
24293	Essential oils	5	56984	56984	57153		265		-434		
24296	Other chemical products										
24297 & 24301	Misc. other chemical products n.e.c	17	71688358	71383985	69471134	150	190	140	1912371	13648	290725
24301	Synthetic fibre										
25	RUBBER & PLASTICS PRODUCTS	170	32188949	31628271	30962301	42768	251064	34714	337424	23227	537451
251	Rubber products	28	5644188	5590967	5601120				-10153	14194	39027
2511	Rubber tyres & tubes; retreading	14	5011533	4958630	4977130				-18500	14172	38731
25111 & 25112	Rubber tyres & tubes	14	5011533	4958630	4977130				-18500	14172	38731
25112	Retreading pneumatic rubber tyres	14	5011533	4958630	4977130				-18500	14172	38731
2519	Other rubber products	14	632655	632337	623990				8347	22	296
25191	Other rubber products	9	406184	405947	398702				7245	22	215
25192 & 25199	Vulcanised & hard rubber articles	5	226471	226390	225288				1102		81
252	Other rubber products n.e.c	142	26544761	26037304	25361181	42768	251064	34714	347577	9033	498424
2520	Plastic products	142	26544761	26037304	25361181	42768	251064	34714	347577	9033	498424
25201	Plastic products	42	7222950	7081795	6997838	30835	136098	988	-83964	3587	137568
25202	Plastic plates, sheets & tubes	53	10457731	10301951	10287995	7865	57930		-51839	1020	154760
25202	Packaging products of plastic										
25203	Builders' ware plastic	9	717098	682920	686010				-3090		34178

TABLE - 7.0

VALUE OF PRODUCTION

PAKISTAN
2005-06
Values in '000' Rs

Industry Code	Industry Major Groups & Industries	No. of reporting establishments	Total production at producer prices (Col 5 + 11 + 12)	Main Production Activities						Trade margin	Receipts from other activities
				Total	Value of sales from own finished products and by-products	Value of sales of semi finished products and by-products	Value of fixed assets produced for own use	Value of sale of electricity generated	Changes in work-in process and stocks of finished/by products		
1	2	3	4	5	6	7	8	9	10	11	12
25204	Other plastic products	38	8146982	7970638	7389338	4068	57036	33726	486470	4426	171918
26	OTHER NON-METALLIC MINERAL PRODUCTS	482	138074595	135740099	126072669	1412552	5034266	668620	2551992	133885	2200611
261	Glass & glass products	34	12300670	11881262	10876949	138327	9837	3032	853117	-4	419412
2610	Glass & glass products	34	12300670	11881262	10876949	138327	9837	3032	853117	-4	419412
26101	Flat glass	5	1029860	966123	812733				153390	640	63097
26102	Shaping & processing of flat glass	6	1519061	1519044	1142304	3000			373740		17
26103	Hollow glass	10	8962912	8636917	8291887		9837	3032	332161		325995
26104 &	Glass fibres										
26105	Other glass, processed	7	269934	258501	262501				-4000	-1586	13019
26106	Other glassware including bangles	6	518903	500677	367524	135327			-2174	942	17284
269	Non-metallic mineral products n.e.c.	448	125773925	123858837	115195720	1274225	5024429	665588	1698875	133889	1781199
2691	Non-refractory ceramic ware	97	24777407	2430903	2374803				56100	28471	18033
26911	Ceramic household & ornaments	57	731967	731867	699359				32508		100
26912	Sanitary ceramic fixtures	36	632186	612311	589020				23291	1942	17933
26913	Ceramic insulators	4	1113254	1086725	1086424				301	26529	
2692	Refractory ceramic products	6	1082614	1080124	1115686				-35562		2490
26920	Refractory ceramic products	6	1082614	1080124	1115686				-35562		2490
2693	Structural clay & ceramic products	155	4157487	3782055	3806652	8030	460		-33087	67857	307575
26931	Ceramic tiles & flags	4	2477454	2107854	2124454				-16561	67857	301743
26932	Construction products in baked clay	151	1680033	1674201	1682237	8030	460		-16526		5832
2694	Cement, lime & plaster	30	111629245	110319187	101861452	1215471	5003794	662324	1576146	36082	1273976
26941	Cement	30	111629245	110319187	101861452	1215471	5003794	662324	1576146	36082	1273976
2695	Articles of concrete, cement & plaster	24	2352818	2295559	2221932	23654	2000		47973		57259
26951 &	Concrete products for construction										
26955	Articles of fibre cement	24	2352818	2295559	2221932	23654	2000		47973		57259
2696	Cutting, shaping & finishing of stone	132	3913243	3790021	3649604	25470	18175	3264	93508	1446	121776
26960	Ornamental & building stone articles	132	3913243	3790021	3649604	25470	18175	3264	93508	1446	121776
2699	Other non-metallic mineral products	4	161111	160988	165591	1600			-6203	33	90
26991 &	Abrasive products										
26992	Non-metallic mineral products n.e.c	4	161111	160988	165591	1600			-6203	33	90
27	BASIC METALS	291	130491855	112757174	107415338	675041	119847	556088	3990860	225576	17509105
271	Basic iron & steel	245	120870281	103195091	97882140	673603	118747	554889	3965712	223121	17452069
2711	Basic iron & steel	76	70148588	53514276	50837087	647830	42360	122123	1864876	38251	16596061
27111 &	Products of iron & steel										
27112	Ferro alloys	8	38369850	21986386	21306035	306330	26441	104692	242888		16383464
27113	Ingots, billets	43	22658539	22619253	21072974	2000		17193	1527086	38251	1035
27114 &	Stainless steel products										
27118 &	Hot-rolled rods & bars										
27119	Heavy sections of steel	25	9120199	8908637	8458078	339500	15919	238	94902		211562
2712	Tubes and tube fittings	51	19853176	19317551	18822172	3190	61290		430899	91138	444487
27121	Tubes & tube fittings of cast iron	13	1423098	1322928	1247459				75469		100170
27122	Steel tubes & fittings	38	18430078	17994623	17574713	3190	61290		355430	91138	344317
2713	Other first processed iron & steel	118	30868517	30363264	28222881	22583	15097	432766	1669937	93732	411521
27131 &	Cold-drawn products										
27132	Cold-rolled narrow strip	47	12743488	12368877	11482783	500	15097	432766	437731	62953	311658
27133	Cold-formed / folded products of iron	68	17833435	17718821	16491426				1227395	30779	83835
27134	Wires	3	291594	275566	248672	22083			4811		16028
272	Basic precious & non-ferrous metals	41	8762014	8703382	8690273	1438	1100	1199	9372	2455	56177
2721 &	Basic precious metals										
2722	Aluminium & its products	25	3296408	3254687	3248641	509	400	199	4938	249	41472
27211 &	Silver										
27221 &	Aluminium, unwrought; alumina										
27222	Semi-finished products of aluminium	22	3227957	3197867	3192170	305	400	199	4793	102	29988
27229	Other aluminium products	3	68451	56820	56471	204			145	147	11484
2723	Lead, zinc, tin & products	3	652877	652877	652877						
27232	Lead, zinc, tin & their alloys	3	652877	652877	652877						
2724	Copper products	13	4812729	4795818	4788755	929	700	1000	4434	2206	14705
27241 &	Copper, copper mattes										
27242	Semi-finished products of copper	13	4812729	4795818	4788755	929	700	1000	4434	2206	14705
273	Casting of metals	5	859560	858701	842925				15776		859
2731	Casting of iron & steel	5	859560	858701	842925				15776		859
27311 &	Casting of iron										
27312	Casting of steel	5	859560	858701	842925				15776		859
28	FABRICATED METAL PRODUCTS	144	21944513	20866936	19434161	77623	57336		1297816	63458	1014119
281	Structural metal products	27	2160090	2043075	1830166	77053	54683		81173	28610	88405
2811	Structural metal products	12	1013931	984782	856444		54683		73655	12054	17095
28111	Metal structures & parts	8	758666	752447	673563		54683		24201		6219
28112 &	Repairs of metal structures										
28113 &	Builders' carpentry & joinery of metal										
28119	Other structural metal products	4	255265	232335	182881				49454	12054	10876
2812	Tanks & containers	15	1146159	1058293	973722	77053			7518	16556	71310
28121	Tanks & containers	11	994161	918580	840341	77053			1186	16556	59025
28122	Radiators & boilers	4	151998	139713	133381				6332		12285
289	Other fabricated metal products	117	19784423	18823861	17603995	570	2653		1216643	34848	925714
2892 &	Treating & coating of metals										
2893	Cutlery & general hardware	19	2533557	2501750	2432213				69537	-809	32616
28931 &	Cutlery										
28932	Hand tools	15	2460372	2440395	2369685				70710	-74	20051
28923 &	Mechanical engineering services										
28933 &	Locks & hinges										
28939	General hardware	4	73185	61355	62528				-1173	-735	12565

TABLE - 7.0

VALUE OF PRODUCTION

PAKISTAN
2005-06
Values in '000' Rs

Industry Code	Industry Major Groups & Industries	No. of reporting establishments	Total production at producer prices (Col 5 + 11 + 12)	Main Production Activities						Trade margin	Receipts from other activities
				Total	Value of sales from own finished products and by-products	Value of sales of semi finished products and by-products	Value of fixed assets produced for own use	Value of sale of electricity generated	Changes in work-in process and stocks of finished/by products		
1	2	3	4	5	6	7	8	9	10	11	12
2899	Other fabricated metal products n.e.c	98	17250866	16322111	15171782	570	2653		1147106	35657	893098
28991	Steel drums & containers	9	356774	321815	316759	570	2653		1833		34959
28992	Light containers of metals	8	482789	467798	467941				-143		14991
28993	Wire products	29	14869501	14223724	13095862				1127862		645777
28994	Fasteners, chains, springs etc	6	449292	223814	223100				714	32377	193101
28995 &	Swords, cutlasses & similar arms										
28996	Other fabricated metal products	43	727967	722390	705550				16840	3280	2297
28997	IMR of other metal products n.e.c	3	364543	362570	362570						1973
29	MACHINERY & EQUIPMENT N.E.C.	372	60021753	56875815	55452925	724169	19327	200	679194	1330798	1815140
291	General-purpose machinery	68	8120078	7924513	7934821	18125	9600	200	-38233	72843	122722
2911	Engines & turbines	5	123272	115152	106434		8000	200	518	7500	620
29111 &	Engines										
29112 &	Turbines										
29113	Parts of turbines	5	123272	115152	106434		8000	200	518	7500	620
2912	Pumps, compressors, taps & valves	22	2588271	2527039	2528188				-1149	20	61212
29121	Hydraulic/pneumatic power engine/motors	4	377185	342564	344574				-2010		34621
29122	Pumps for liquids	8	1531273	1506298	1457737				48561		24975
29123 &	Air or vacuum pumps										
29124 &	Taps, cocks & valves etc										
29125	IMR of pumps, taps & valves	10	679813	678177	725877				-47700	20	1616
2913	Driving elements	6	1854306	1818611	1880695	18125	1600		-81809	6000	29695
29131 &	Driving elements										
29132	Parts of driving elements	6	1854306	1818611	1880695	18125	1600		-81809	6000	29695
2914	Ovens, furnaces & furnace burners	3	207806	207047	198512				8535		759
29141	Ovens, furnaces & furnace burners	3	207806	207047	198512				8535		759
2915 &	Lifting & handling equipment										
2919	Other general-purpose machinery	32	3346423	3256664	3220992				35672	59323	30436
29151 &	Lifting & handling equipment & Parts										
29191	Cooling & ventilation equipment	10	1095345	1034901	928345				106556	58823	1621
29192	Gas generators & filtering apparatus	5	773772	749273	788651				-39378	500	23999
29193 &	Packing, weighing & spraying machinery										
29195	Machinery for temperature treatment	6	1121604	1120910	1153383				-32473		694
29196	Parts of other general purpose machinery	8	338224	338102	337135				967		122
29197 &	Dish washing machines										
29198 &	IMR of gen. purpose machinery										
29199	Other general purpose machinery	3	17478	13478	13478						4000
292	Special-purpose machinery	142	34233664	32327227	31755268	15557	7687		548715	415131	1491306
2921	Agricultural & forestry machinery	90	25568070	24937712	24494286	15557	1284		426585	288437	341921
29211	Agricultural tractors	9	19159708	18578602	18435128	14481			128993	288245	292861
29212	Agricultural & forestry machinery	17	293301	292212	295393				-3181	13	1076
29214	Harvesting machinery	27	1778679	1776116	1552074				224042	120	2443
29215 &	Spraying machinery for agriculture										
29216	Self-loading/unloading agri. trailers	4	160149	149540	133538	877			15125	45	10564
29217 &	Other agricultural or forestry machines										
29218	IMR of agricultural machinery	33	4176233	4141242	4078153	199	1284		61606	14	34977
2922	Manufacture of machine tools	7	1861642	1019649	976343		43		43263	15439	826554
29221	Portable hand-held power tools	4	1829480	988061	947507				40554	15439	825980
29222 &	Machine tools for working metals etc										
29224 &	Other machine tools for working metals										
29226	Welding tools & hot spraying machines	3	32162	31588	28836		43		2709		574
2923 &	Machinery for metallurgy										
2924	Mining & quarrying machinery	5	318480	311309	307531		293		3485	-131	7302
29231 &	Machinery for metallurgy & parts										
29244 &	Foundry moulds forming machinery										
29246 &	Machinery parts for mining, quarrying										
29247	IMR of construction machinery	5	318480	311309	307531		293		3485	-131	7302
2925	Machinery for food & tobacco processing	12	4235687	4028565	3945215		6067		77283		207122
29251	Machinery for food & tobacco processing	12	4235687	4028565	3945215		6067		77283		207122
2926	Textile & leather production machinery	13	1672581	1467227	1411139				56088	97386	107968
29261	Spinning, weaving & knitting machinery	3	50005	49969	52258				-2289	36	
29262	Other machinery for textile production	3	42722	42722	42722						
29264	Parts of machinery for textile	3	22903	22827	22817				10		76
29265	Household sewing machines	4	1556951	1351709	1293342				58367	97350	107892

TABLE - 7.0

VALUE OF PRODUCTION

PAKISTAN
2005-06
Values in '000' Rs

Industry Code	Industry Major Groups & Industries	No. of reporting establishments	Total production at producer prices (Col 5 + 11 + 12)	Main Production Activities						Trade margin	Receipts from other activities
				Total	Value of sales from own finished products and by-products	Value of sales of semi finished products and by-products	Value of fixed assets produced for own use	Value of sale of electricity generated	Changes in work-in process and stocks of finished/by products		
1	2	3	4	5	6	7	8	9	10	11	12
2927	Weapons & ammunition	10	333894	319659	325295				-5636	14000	235
29271	Weapons & ammunition & parts	10	333894	319659	325295				-5636	14000	235
2929	Other special-purpose machinery	5	243310	243106	295459				-52353		204
29292 &	Printing & book-binding machinery										
29293 &	Misc. special purpose machinery										
29294 &	IMR of special purpose machinery n.e.c										
29299	Special-purpose machinery n.e.c	5	243310	243106	295459				-52353		204
293	Domestic appliances n.e.c.	162	17668011	16624075	15762836	690487	2040		168712	842824	201112
2930	Electric domestic appliances	162	17668011	16624075	15762836	690487	2040		168712	842824	201112
29301	Electric domestic appliances	125	17220916	16224994	15373583	690484	2040		158887	842824	153098
29302	Other electric domestic appliances	8	112766	72671	71461				1210		40095
29303	Parts of electric domestic appliances	19	180111	174074	164933	3			9138		6037
29304 &	IMR of professional electric appliances										
29305	Non-electric domestic appliances	6	45665	45081	45604				-523		584
29306 &	Parts of non-electric domestic appliances										
29307	IMR of industrial machinery	4	108553	107255	107255						1298
31	ELECTRICAL MACHINERY & APPARATUS N.E.C	67	51849059	49376018	46914315	151357	348200		1962146	1602766	870275
311	DC motors, generators & transformers	19	34992584	33947401	32775291		300		1171810	788440	256743
3110	DC motors, generators & transformers	19	34992584	33947401	32775291		300		1171810	788440	256743
31102 &	Universal AC/DC motors & AC generators										
31103	Electric generating sets & converters	5	21590236	21441585	21046183				395402	55567	93084
31104 &	Electrical transformers										
31106	Motors/generators/transformers parts	5	728376	695157	616676				78481		33219
31107 &	IMR of motors, gener. & transformers										
31109	Elec. motors, gener. & transformers nec	9	12673972	11810659	11112432		300		697927	732873	130440
312	Electricity distri. & control apparatus	12	1067372	1064331	1056454				7877		3041
3120	Electricity distri. & control apparatus	12	1067372	1064331	1056454				7877		3041
31201 &	Control apparatus for > = 1000 V										
31202	Control apparatus for < = 1000 V	4	663097	660256	655986				4270		2841
31203 &	Electrical boards										
31204	Parts of electricity control apparatus	8	404275	404075	400468				3607		200
313	Insulated wire & cables	7	6578333	6110294	4927081	90970			1092243	300000	168039
3130	Insulated wire & cables	7	6578333	6110294	4927081	90970			1092243	300000	168039
31301	Insulated wire and cable	7	6578333	6110294	4927081	90970			1092243	300000	168039
314	Accumulators, cells & batteries	10	5464938	5241666	5125549		18839		97278	903	222369
3140	Accumulators, cells & batteries	10	5464938	5241666	5125549		18839		97278	903	222369
31401	Primary cells & batteries & parts	10	5464938	5241666	5125549		18839		97278	903	222369
315	Electric lamps & lighting equipment	9	3080396	2364006	2402748	60387	329061		-428190	513324	203066
3150	Electric lamps & lighting equipment	9	3080396	2364006	2402748	60387	329061		-428190	513324	203066
31501	Electric lamps	4	2621822	1915614	2016774	60387	251610		-413157	513324	192884
31502	Lamps lighting fittings										
31503	Other lamps & lighting fittings	5	458574	448392	385974		77451		-15033		10182
319	Other electrical equipment n.e.c.	10	665436	648320	627192				21128	99	17017
3190	Other electrical equipment n.e.c	10	665436	648320	627192				21128	99	17017
31901	Ignition of other wiring sets										
31903	Other electrical equipment & parts	10	665436	648320	627192				21128	99	17017
32	RADIO, TV & COMMUNICATION EQUIPMENT	14	5057037	4975455	4951232	99	24245		-121	66351	15231
321	Electronic valves & tubes etc.	4	377185	376298	371310				4988		887
322	TV, radio & telegraphy apparatus	5	4029959	3949264	3943429	99	24245		-18509	66351	14344
323	Sound/video apparatus of TV & radio	5	649893	649893	636493				13400		
33	MEDICAL & OPTICAL INSTRUMENTS	95	11333023	10467204	10128032	217	30071		308884	39877	825942
331	Medical & measuring instruments	91	11184364	10320482	9982319	217	30071		307875	38104	825778
3311	Medical/surgical/orthopaedic equipment	81	7296054	7167253	6875969	217	30071		260996	38104	90697
3312	Measuring instruments & appliances	10	3888310	3153229	3106350				46879		735081
332 &	Optical & photographic equipment										
333	Watches & clocks	4	148659	146722	145713				1009	1773	164
34	MOTOR VEHICLES & TRAILERS	139	159009797	149935955	146706933	4772	135510	18347	3070393	4488928	4584914
341	Motor vehicles	12	135452736	130202610	127159308		83455		2959847	4346157	903969
3410	Motor vehicles	12	135452736	130202610	127159308		83455		2959847	4346157	903969
34102	Passenger cars, jeep etc	6	122065739	117530588	114534057				2913076	4049469	485682
34103 &	Motor vehicles for > = 10 persons										
34104	Motor vehicles for transport of goods	6	13386997	12672022	12625251				46771	296688	418287
342	Bodies for motor vehicles & trailers	4	419428	310182	306576				3606		109246
3420	Bodies for motor vehicles & trailers	4	419428	310182	306576				3606		109246
34201 &	Bodies for motor vehicles										
34202 &	Bodies for trailer & semi-trailers										
34204	Reconditioning of motor vehicles	4	419428	310182	306576				3606		109246
343	Parts & accessories for motor vehicles	123	23137633	19423163	19241049	4772	52055	18347	106940	142771	3571699
3430	Parts & accessories for motor vehicles	123	23137633	19423163	19241049	4772	52055	18347	106940	142771	3571699
34301	Parts of engines	10	2108032	2103387	2087474				15913	-71	4716
34302	Other parts for motor vehicles	85	17373178	15190601	15048931	4290	52055	18347	66978	52358	2130219
34303 &	Safety seat belts, airbags etc										
34304	Assembly of motor vehicles parts n.e.c	18	3484270	2063948	2047221				16727	89502	1330820
34305	MR of motor vehicles	10	172153	65227	57423	482			7322	982	105944

TABLE - 7.0

VALUE OF PRODUCTION

PAKISTAN
2005-06
Values in '000' Rs

Industry Code	Industry Major Groups & Industries	No. of reporting establishments	Total production at producer prices (Col 5 + 11 + 12)	Main Production Activities						Trade margin	Receipts from other activities
				Total	Value of sales from own finished products and by-products	Value of sales of semi finished products and by-products	Value of fixed assets produced for own use	Value of sale of electricity generated	Changes in work-in process and stocks of finished/by products		
1	2	3	4	5	6	7	8	9	10	11	12
35	OTHER TRANSPORT EQUIPMENT	47	42636320	35843849	34147920	3207	2712	1207468	482542	672	6791799
351 &	Building & repair of ships & boats										
352 &	Railway locomotives & rolling stock										
353	Aircraft & spacecraft	3	7216947	3878393	2673833			1204560			3338554
3511 &	Building & repair of ships										
3520 &	Railway locomotives & rolling stock										
3530	Aircraft and spacecraft	3	7216947	3878393	2673833			1204560			3338554
35112 &	Building & repair of transport										
35201 &	Rail locomotives & locomotive tenders										
35309	Other parts of aircraft and spacecraft	3	7216947	3878393	2673833			1204560			3338554
359	Transports equipment n.e.c	44	35419373	31965456	31474087	3207	2712	2908	482542	672	3453245
3591	Motorcycles	34	33476792	30048055	29600599	3207	2712	2908	438629	672	3428065
35911	Motorcycles & three wheelers	17	32444868	29048392	28692913	3207			352272	672	3395804
35919	Other motor-cycle & parts	17	1031924	999663	907686		2712	2908	86357		32261
3592	Bicycles & invalid carriages	10	1942581	1917401	1873488				43913		25180
35922	Parts & accessories of bicycles etc	7	242775	242607	243983				-1376		168
35929	Other cycles including tricycles	3	1699806	1674794	1629505				45289		25012
36	FURNITURE	130	13622719	13426557	13190270	15752	31430		189105	19092	177070
361	Furniture	38	768835	744600	707617	100	26786		10097	7610	16625
3610	Furniture	38	768835	744600	707617	100	26786		10097	7610	16625
36101	Furniture & fixtures made of wood etc	27	222548	212847	184113	100	26786		1848	7610	2091
36102 &	Furniture & fixtures primarily of metal										
36103	Furniture & fixtures of plastics	7	152364	150754	139720				11034		1610
36104	Coir foam mattresses & pillows etc	4	393923	380999	383784				-2785		12924
369	Manufacturing n.e.c	92	12853884	12681957	12482653	15652	4644		179008	11482	160445
3691 &	Jewellery & related articles										
3692	Musical instruments	4	28848	28671	28714				-43		177
36912 &	Jewellery & related articles										
36921	Musical instruments & parts	4	28848	28671	28714				-43		177
3693 &	Sports goods										
3694	Games & toys	52	8704101	8657324	8482983	12354	3963		158024	10863	35914
36931 &	Sports goods										
36939 &	Other sports & athletic goods n.e.c										
36941	Dolls & toys	52	8704101	8657324	8482983	12354	3963		158024	10863	35914
3699	Other manufacturing n.e.c	36	4120935	3995962	3970956	3298	681		21027	619	124354
36992	Brooms & brushes	3	404361	369084	363012				6072		35277
36994	Writing implements	8	1836909	1765906	1761234	3298	126		1248	102	70901
36995	Umbrellas, walking-sticks & buttons	3	154178	153598	146352				7246		580
36998	Lighters, matches & liquid gas fuels	22	1725487	1707374	1700358		555		6461	517	17596
37	RECYCLING	30	280910	275400	275400					680	4830
37102	Shipbreaking services	30	280910	275400	275400					680	4830

Industry Code	Industry Major Groups & Industries	No. of reporting establishments	Trade margin at producer prices (Col 5 - 6 + 7)	Value of sale of goods purchased for resale at producer prices	Cost of goods purchased for resale	Changes in stocks of goods expressly purchased for resale
1	2	3	4	5	6	7
D	ALL INDUSTRIES	6417	32073257	103373015	76914441	5614683
15	FOOD PRODUCTS & BEVERAGES	1860	5466948	13760412	8286047	-7417
151	Meat, fruit, vegetables, oils & fats	686	1671745	4734685	3032310	-30630
1511	Meat & meat products	3	-1289		1289	
15112 &	Processing of wool, hides & skins					
15115	Poultry and other slaughtering	3	-1289		1289	
1512	Fish & fish products	8				
15121 &	Fish & fish products					
15123 &	Fish meal, inedible					
15124	Fish & fish products n.e.c	8				
1513	Fruits, vegetables & edible nuts	24	63091	66282	69303	66112
15131 &	Processing of potatoes					
15132	Cooking of potatoes & products	3				
15133	Fruit and vegetable juices	12	63091	66282	69303	66112
15135 &	Processing of fruits, vegetables & nuts					
15136	Processing of vegetable residues	9				
1514	Vegetable & animal oils & fats	651	1609943	4668403	2961718	-96742
15141	Animal & vegetable, oils & fats, crude	6	764	3312	2548	
15142	Cotton ginning	540	1331234	3277047	1810677	-135136
15143	Oil cake and other solid residues	10	69	299	230	
15144	Refined oils & fats	92	277842	1377075	1095057	-4176
15145 &	Vegetable waxes					
15149	Animal & vegetable oils & fats, n.e.c	3	34	10670	53206	42570
152	Dairy products	47	442752	1266863	774024	-50087
1520	Dairy products	47	442752	1266863	774024	-50087
15201	Processed liquid milk & cream	9	-459		459	
15202	Milk & cream in solid forms	9	229309	640129	385774	-25046
15203 &	Butter & ghee					
15204	Cheese & curd	5				
15205	Other dairy products	7	209575	620390	385774	-25041
15206	Ice cream & other edible ice	17	4327	6344	2017	
153	Grain mill products & animal feed	901	567709	2472895	1622779	-282407
1531	Grain mill products	858	492973	1644717	1059912	-91832
15311	Rice Husking	315	14511	6095	4799	13215
15312 &	Cereal & vegetable flour milling					
15313	Cereal grain products	524	478462	1630933	1047648	-104823
15314 &	Rice milling					
15319	Other grain milling n.e.c	19		7689	7465	-224
1532	Starches & starch products	10	69000	266047	7978	-189069
15322	Starches & starch products	10	69000	266047	7978	-189069
1533	Animal feeds	33	5736	562131	554889	-1506
15331 &	Animal feeds					
15332	Lucerne (alfalfa) meal & pellets	33	5736	562131	554889	-1506
154	Other food products	190	2704699	4762875	2413109	354933
1541	Bakery products	64	14685	15323	7	-631
15411	Bread, fresh pastry & cake	22	14685	15323		-638
15412	Rusks, biscuits	38			7	7
15419	Other bakery products n.e.c	4				
1542	Sugar	72	2686588	4722337	2394354	358605
15421	Sugar	72	2686588	4722337	2394354	358605
1543	Cocoa, chocolate & sugar confectionery	30	2615	16293	10637	-3041
15432 &	Chocolate & sugar confectionery					
15439	Chocolate & sugar confectionery n.e.c	33	5736	562131	554889	-1506
1549	Other farinaceous products n.e.c.	24	811	8922	8111	
15491	Processing & blending of tea	11	811	8922	8111	
15493	Preparing homogenised & dietetic food	3				
15494	Condiments & seasonings	5				
15495 &	Vegetable saps & extracts					
15499	Other food products n.e.c.	5				
155	Beverages	36	80043	523094	443825	774
1551 &	Spirits; ethyl alcohol					
1553 &	Malt liquors & malt					
1554	Soft drinks; mineral water	35	80043	523094	443825	774
15510 &	Spirits; ethyl alcohol					
15532 &	Malt, whether or not roasted					
15541	Aerated drinks; mineral waters	12	40	174	134	
15542 &	Soft drinks					
15549	Other non-alcoholic beverages	23	80003	522920	443691	774
16	TOBACCO PRODUCTS	13				
17	MANUFACTURE OF TEXTILES	1329	3852528	15894140	13075312	1033700
171	Textile spinning, weaving & finishing	1081	3191012	13003128	10705324	893208
1711	Spinning of textiles	504	1903636	8018024	5877576	-236812
17111	Spinning of natural textile fibres	68	7338	7338	58	58
17112	Spinning of man-made staple fibres	11	999	27309	26310	
17113	Textile yarn & thread of natural fibres	313	1174150	5156875	3683040	-299685
17114	Text. yarn & thread of MM staple fibres	101	617296	2634292	2029785	12789
17115	Processing of textile waste	11	103853	192210	138383	50026
1712	Textile fabrics	266	891927	3652256	3751486	991157
17121	Fabrics other than cotton	47	-2663	4173	13786	6950
17122	Cotton fabrics	130	531550	1830034	2060120	761636
17123	Fabrics of man-made filaments	29	266311	882400	835660	219571

Industry Code	Industry Major Groups & Industries	No. of reporting establishments	Trade margin at producer prices (Col 5 - 6 + 7)	Value of sale of goods purchased for resale at producer prices	Cost of goods purchased for resale	Changes in stocks of goods expressly purchased for resale
1	2	3	4	5	6	7
17124	Pile fabrics, terry towelling etc	56	96729	935649	841920	3000
17125	Weaving of fabrics on khadi / handloom	4				
1713	Finishing of textiles	311	395449	1332848	1076262	138863
17131	Finishing of textile fibres & yarn	129	3777	27782	31091	7086
17132	Bleaching & dyeing of fabrics	145	391889	1304846	1041734	128777
17133	Printing services of fabrics	21	51	220	169	
17134	Finishing of textiles (khadi/handloom)	12			3000	3000
17139	Other textile finishing n.e.c.	4	-268		268	
172	Other textiles	140	357045	2497421	2231396	91020
1721	Made-up textile articles, not apparel	73	18546	979412	953359	-7507
17211	Made-up textile articles for household	26	8794	96742	87948	
17212	Other made-up textile articles	47	9752	882670	865411	-7507
1722	Carpets & rugs	20	319060	1357593	1145658	107125
17221	Carpets & rugs (other than by hand)	13	28418	62058	136736	103096
17222	Carpets & rugs (hand made)	7	290642	1295535	1008922	4029
1723	Cordage, rope, twine & netting	17				
17231	Cordage, rope, twine & netting	3				
17234	Embroidery & zari work by hand	14				
1729	Other textiles n.e.c.	30	19439	160416	132379	-8598
17291	Narrow woven fabrics & embroidery	14				
17293	Other made up textiles					
17299	Other textiles n.e.c.	16	19439	160416	132379	-8598
173	Knitted & crocheted fabrics & articles	108	304471	393591	138592	49472
1730	Knitted & crocheted fabrics	108	304471	393591	138592	49472
17301	Knitted & crocheted fabrics	28	1191	19029	77377	59539
17302	Knitted/crocheted cotton text: articles	10				
17303	Knitted/crocheted woollen text: articles	48	311682	344197	32515	
17304	Knitted/crocheted synthetic articles	16	-8402	30365	28700	-10067
17309	Knitted/crocheted articles n.e.c	6				
18	WEARING APPAREL	326	5318044	18399429	14133854	1052469
181 & 182	Wearing apparel, except fur apparel					
1810 & 1820	Articles of fur	326	5318044	18399429	14133854	1052469
18101	Clothes of leather & substitutes	14				
18102	Workwear	6				
18103	Outerwear	47	66679	192105	125426	
18104	Other outerwear	34	628	403		225
18105	Underwears	55	69729	259863	190134	
18106	Babies' garments & clothing accessories	87	3810973	16549559	12739881	1295
18107	Clothing accessories of leather	74	1370035	1397499	1078413	1050949
18109 & 18201	Wearing apparel & accessories n.e.c Tanned or dressed furskins	9				
19	LEATHER PRODUCTS	142	236018	942501	741121	34638
191	Tanning & dressing of leather	106	45245	232601	187593	237
1911	Tanning & dressing of leather	87	24559	140674	116352	237
19111	Tanning & dressing of leather	64	24559	140674	116352	237
19113	Tanning of sheep, goat leather	11				
19114 & 19115	Tanning/dressing of other animal leathe Leather waste, dust, powder & flour	12				
1912	Luggage, saddlery & harness	19	20686	91927	71241	
19120	Luggage, saddlery & harness	19	20686	91927	71241	
192	Footwear	36	190773	709900	553528	34401
1920	Footwear	36	190773	709900	553528	34401
19201 & 19202 & 19204	Footwear Sports footwear Parts of footwear	36	190773	709900	553528	34401
20	WOOD & WOOD PRODUCTS	62	10465	51768	93525	52222
201	Sawmilling & planing of wood	5				
2010	Sawmilling & planing of wood	5				
20101 & 20102 & 20103	Sawmilling or chipping of wood Shaping of wood Treating wood with preservatives	5				
202	Products of wood	57	10465	51768	93525	52222
2021	Plywood, panels & boards	52	10465	51768	93525	52222
20211	Panels & boards	45	9265	46353	93525	56437
20212	Veneer sheets; plywood; densified wood	7	1200	5415		-4215
2023 & 2029	Wooden containers Other products of wood	5				
20231 & 20291 & 20293	Wooden containers Other products of wood Repair of wooden products n.e.c	5				
21	PAPER & PAPER PRODUCTS	133	628985	644045	505509	490449
210	Paper & paper products	133	628985	644045	505509	490449
2101	Pulp, paper & paperboard	44	625676	565425	434903	495154

Industry Code	Industry Major Groups & Industries	No. of reporting establishments	Trade margin at producer prices (Col 5 - 6 + 7)	Value of sale of goods purchased for resale at producer prices	Cost of goods purchased for resale	Changes in stocks of goods expressly purchased for resale
1	2	3	4	5	6	7
21012	Paper and paperboard	6				
21013 & 21014	Tissue / uncoated paper & paperboard	16				
21016 & 21017	Processing of paper & paperboard					
21017	Waste & scrap of paper & board	22	625676	565425	434903	495154
2102	Containers of paper & paperboard	73	1279	57953	52477	-4197
21021 & 21029	Containers of paper & board n.e.c	73	1279	57953	52477	-4197
2109	Other articles of paper&paperboard	16	2030	20667	18129	-508
21091	Household & toilet paper products	9	2030	20667	18129	-508
21092 & 21093	Paper stationery					
21093	Wallpaper	3				
21099	Other articles of paper n.e.c	4				
22	PUBLISHING, PRINTING & REPRODUCTION	47				
221	Publishing	16				
2211 & 2212	Printing & publication of books etc					
2212	Publishing of newspapers & journals	13				
2213 & 2219	Publishing of music					
2219	Other publishing	3				
222	Printing	31				
2221	Printing	8				
2222	Service activities of printing	23				
23	PETROLEUM	30	3349648	6051436	3801392	1099604
232	Refined petroleum products	30	3349648	6051436	3801392	1099604
23201	Refined petroleum products	18	3311345	5923074	3710043	1098314
23202	Petroleum gases	7	38303	128362	91349	1290
23203 & 23205	Other petroleum products					
23205	Refined petroleum products n.e.c	5				
24	CHEMICALS & CHEMICAL PRODUCTS	494	5215311	28153693	24243293	1304911
241	Basic chemicals	98	2905785	20247976	18338697	996506
2411	Basic chemicals	63	293941	1482129	1299337	111149
24111	Industrial gases	11	26716	69313	56320	13723
24112	Dyes & pigments	12	213858	789378	635518	59998
24113	Inorganic acids & compounds	12	35799	198704	159442	-3463
24114	Chemical elements	11	11258	401048	428294	38504
24115	Other basic inorganic chemicals n.e.c	6	3147	9934	6954	167
24116	Other basic organic chemicals	8	2163	9072	12809	5900
24117	Basic organic chemical products	3	1000	4680		-3680
2412	Fertilizers & Nitrogen compounds	16	2509557	17518811	16053098	1043844
24121 & 24129	Fertilizers & Nitrogen compounds					
24129	Other fertilizers n.e.c.	16	2509557	17518811	16053098	1043844
2413	Plastics & synthetic rubber	19	102287	1247036	986262	-158487
24131	Plastics in primary forms	4	102210	1247036	986262	-158564
24132	Other plastics in primary forms	8	77			77
24134	Synthetic rubber in primary forms	7				
242 & 243	Other chemical products					
243	Man-made fibres	396	2309526	7905717	5904596	308405
2421	Pesticides & agrochemical products	14	8037	88054	79619	-398
24210	Pesticides & agrochemical products	14	8037	88054	79619	-398
2422	Paints, varnishes, printing ink	27	6818	69560	58180	-4562
24221	Paints & varnishes of polymers	20	6818	69560	58180	-4562
24222	Other paints & varnishes etc	7				
2423	Pharmaceuticals	228	1486685	6183750	4985876	288811
24231	Basic pharmaceuticals	6				
24233	Pharmaceutical preparations	186	1447026	6077608	4902010	271428
24234 & 24235	Other pharmaceutical preparations					
24235	Surgical instruments	12	37130	104529	74071	6672
24239	Other pharmaceutical products n.e.c	24	2529	1613	9795	10711
2424	Soaps & detergents	94	760022	1467317	733599	26304
24243	Soaps & detergents	69	704288	1344480	663231	23039
24244 & 24245	Odiferous preparations and waxes					
24245	Agarbatti etc					
24246	Perfumes & toilet preparations	25	55734	122837	70368	3265
2429 & 2430	Other chemical products					
2430	Man-made fibres	33	47964	97036	47322	-1750
24291	Explosives					
24292	Glues and gelatines	11	34316	34316		
24293	Essential oils					
24296	Other chemical products	5				
24297 & 24301	Misc. other chemical products n.e.c					
24301	Synthetic fibre	17	13648	62720	47322	-1750
25	RUBBER & PLASTICS PRODUCTS	170	23227	286421	504131	240937
251	Rubber products	28	14194	153357	139304	141
2511	Rubber tyres & tubes; retreading	14	14172	153263	139232	141
25111 & 25112	Rubber tyres & tubes					
25112	Retreading pneumatic rubber tyres	14	14172	153263	139232	141
2519	Other rubber products	14	22	94	72	

Industry Code	Industry Major Groups & Industries	No. of reporting establishments	Trade margin at producer prices (Col 5 - 6 + 7)	Value of sale of goods purchased for resale at producer prices	Cost of goods purchased for resale	Changes in stocks of goods expressly purchased for resale
1	2	3	4	5	6	7
25191	Other rubber products	9	22	94	72	
25192 & 25199	Vulcanised & hard rubber articles Other rubber products n.e.c	5				
252	Plastic products	142	9033	133064	364827	240796
2520	Plastic products	142	9033	133064	364827	240796
25201	Plastic plates, sheets & tubes	42	3587	14290	213533	202830
25202	Packaging products of plastic	53	1020		20048	21068
25203	Builders' ware plastic	9				
25204	Other plastic products	38	4426	118774	131246	16898
26	OTHER NON-METALLIC MINERAL PRODUCTS	482	133885	765711	636577	4751
261	Glass & glass products	34	-4	17407	17411	
2610	Glass & glass products	34	-4	17407	17411	
26101	Flat glass	5	640	7040	6400	
26102	Shaping & processing of flat glass	6				
26103	Hollow glass	10				
26104 & 26105	Glass fibres Other glass, processed	7	-1586		1586	
26106	Other glassware including bangles	6	942	10367	9425	
269	Non-metallic mineral products n.e.c.	448	133889	748304	619166	4751
2691	Non-refractory ceramic ware	97	28471	106787	78316	
26911	Ceramic household & ornaments	57				
26912	Sanitary ceramic fixtures	36	1942	8415	6473	
26913	Ceramic insulators	4	26529	98372	71843	
2692	Refractory ceramic products	6				
26920	Refractory ceramic products	6				
2693	Structural clay & ceramic products	155	67857	418194	361094	10757
26931	Ceramic tiles & flags	4	67857	418194	361094	10757
26932	Construction products in baked clay	151				
2694	Cement, lime & plaster	30	36082	215043	172072	-6889
26941	Cement	30	36082	215043	172072	-6889
2695	Articles of concrete, cement & plaster	24				
26951 & 26955	Concrete products for construction Articles of fibre cement	24				
2696	Cutting, shaping & finishing of stone	132	1446	8136	7573	883
26960	Ornamental & building stone articles	132	1446	8136	7573	883
2699	Other non-metallic mineral products	4	33	144	111	
26991 & 26992	Abrasive products Non-metallic mineral products n.e.c	4	33	144	111	
27	BASIC METALS	291	225576	1241054	1136142	120664
271	Basic iron & steel	245	223121	1230212	1062116	55025
2711	Basic iron & steel	76	38251	192368	140462	-13655
27111 & 27112	Products of iron & steel Ferro alloys	8		4482	4482	
27113	Ingots, billets	43	38251	187886	135980	-13655
27114 & 27118 & 27119	Stainless steel products Hot-rolled rods & bars Heavy sections of steel	25				
2712	Tubes and tube fittings	51	91138	451157	423029	63010
27121	Tubes & tube fittings of cast iron	13				
27122	Steel tubes & fittings	38	91138	451157	423029	63010
2713	Other first processed iron & steel	118	93732	586687	498625	5670
27131 & 27132	Cold-drawn products Cold-rolled narrow strip	47	62953	417490	353494	-1043
27133	Cold-formed / folded products of iron	68	30779	169197	145131	6713
27134	Wires	3				
272	Basic precious & non-ferrous metals	41	2455	10842	74026	65639
2721 & 2722	Basic precious metals Aluminium & its products	25	249	1159	62934	62024
27211 & 27221 & 27222	Silver Aluminium, unwrought; alumina Semi-finished products of aluminium	22	102	428	62934	62608
27229	Other aluminium products	3	147	731		-584
2723	Lead, zinc, tin & products	3			10345	10345
27232	Lead, zinc, tin & their alloys	3			10345	10345
2724	Copper products	13	2206	9683	747	-6730
27241 & 27242	Copper, copper mattes Semi-finished products of copper	13	2206	9683	747	-6730
273	Casting of metals	5				
2731	Casting of iron & steel	5				
27311 & 27312	Casting of iron Casting of steel	5				
28	FABRICATED METAL PRODUCTS	144	63458	190684	117792	-9434
281	Structural metal products	27	28610	71137	32570	-9957
2811	Structural metal products	12	12054	52240	30229	-9957
28111	Metal structures & parts	8				
28112 & 28113 & 28119	Repairs of metal structures Builders' carpentry & joinery of metal Other structural metal products	4	12054	52240	30229	-9957
2812	Tanks & containers	15	16556	18897	2341	
28121	Tanks & containers	11	16556	18897	2341	

Industry Code	Industry Major Groups & Industries	No. of reporting establishments	Trade margin at producer prices (Col 5 - 6 + 7)	Value of sale of goods purchased for resale at producer prices	Cost of goods purchased for resale	Changes in stocks of goods expressly purchased for resale
1	2	3	4	5	6	7
28122	Radiators & boilers	4				
289	Other fabricated metal products	117	34848	119547	85222	523
2892 & 2893	Treating & coating of metals					
2893	Cutlery & general hardware	19	-809		735	-74
28931 & 28932	Cutlery					
28932	Hand tools	15	-74			-74
28923 & 28933 & 28939	Mechanical engineering services					
28933 & 28939	Locks & hinges					
28939	General hardware	4	-735		735	
2899	Other fabricated metal products n.e.c	98	35657	119547	84487	597
28991	Steel drums & containers	9				
28992	Light containers of metals	8				
28993	Wire products	29				
28994	Fasteners, chains, springs etc	6	32377	107922	75545	
28995 & 28996	Swords, cutlasses & similar arms					
28996	Other fabricated metal products	43	3280	11625	8942	597
28997	IMR of other metal products n.e.c	3				
29	MACHINERY & EQUIPMENT N.E.C.	372	1330798	1795854	756542	291486
291	General-purpose machinery	68	72843	318025	230507	-14675
2911	Engines & turbines	5	7500	32500	25000	
29111 & 29112 & 29113	Engines					
29112 & 29113	Turbines					
29113	Parts of turbines	5	7500	32500	25000	
2912	Pumps, compressors, taps & valves	22	20		4995	5015
29121	Hydraulic/pneumatic power engine/motors	4				
29122	Pumps for liquids	8				
29123 & 29124 & 29125	Air or vacuum pumps					
29124 & 29125	Taps, cocks & valves etc					
29125	IMR of pumps, taps & valves	10	20		4995	5015
2913	Driving elements	6	6000	25690		-19690
29131 & 29132	Driving elements					
29132	Parts of driving elements	6	6000	25690		-19690
2914	Ovens, furnaces & furnace burners	3				
29141	Ovens, furnaces & furnace burners	3				
2915 & 2919	Lifting & handling equipment					
29151 & 29191	Other general-purpose machinery					
29151 & 29191	Lifting & handling equipment & Parts					
29191	Cooling & ventilation equipment	10	58823	257568	198745	
29192	Gas generators & filtering apparatus	5	500	2267	1767	
29193 & 29195	Packing, weighing & spraying machinery					
29193 & 29195	Machinery for temperature treatment					
29196	Parts of other general purpose machinery	8				
29197 & 29198 & 29199	Dish washing machines					
29197 & 29198 & 29199	IMR of gen. purpose machinery					
29199	Other general purpose machinery	3				
292	Special-purpose machinery	142	415131	604946	389999	200184
2921	Agricultural & forestry machinery	90	288437	244712	144793	188518
29211	Agricultural tractors	9	288245	243033	143306	188518
29212	Agricultural & forestry machinery	17	13	55	42	
29214	Harvesting machinery	27	120	520	400	
29215 & 29216	Spraying machinery for agriculture					
29216	Self-loading/unloading agri. trailers	4	45	1045	1000	
29217 & 29218	Other agricultural or forestry machines					
29218	IMR of agricultural machinery	33	14	59	45	
2922	Manufacture of machine tools	7	15439	6983	6862	15318
29221	Portable hand-held power tools	4	15439	6983	6862	15318
29222 & 29224 & 29226	Machine tools for working metals etc					
29222 & 29224 & 29226	Other machine tools for working metals					
29226	Welding tools & hot spraying machines	3				
2923 & 2924	Machinery for metallurgy					
2924	Mining & quarrying machinery	5	-131		131	
29231 & 29244 & 29246 & 29247	Machinery for metallurgy & parts					
29244 & 29246 & 29247	Foundry moulds forming machinery					
29246 & 29247	Machinery parts for mining, quarrying					
29247	IMR of construction machinery	5	-131		131	
2925	Machinery for food & tobacco processing	12				
29251	Machinery for food & tobacco processing	12				
2926	Textile & leather production machinery	13	97386	335599	238213	
29261	Spinning, weaving & knitting machinery	3	36	155	119	
29262	Other machinery for textile production	3				
29264	Parts of machinery for textile	3				
29265	Household sewing machines	4	97350	335444	238094	
2927	Weapons & ammunition	10	14000	17652		-3652
29271	Weapons & ammunition & parts	10	14000	17652		-3652
2929	Other special-purpose machinery	5				
29292 & 29293 & 29294 & 29299	Printing & book-binding machinery					
29293 & 29294 & 29299	Misc. special purpose machinery					
29294 & 29299	IMR of special purpose machinery n.e.c					
29299	Special-purpose machinery n.e.c	5				
293	Domestic appliances n.e.c.	162	842824	872883	136036	105977
2930	Electric domestic appliances	162	842824	872883	136036	105977

Industry Code	Industry Major Groups & Industries	No. of reporting establishments	Trade margin at producer prices (Col 5 - 6 + 7)	Value of sale of goods purchased for resale at producer prices	Cost of goods purchased for resale	Changes in stocks of goods expressly purchased for resale
1	2	3	4	5	6	7
29301	Electric domestic appliances	125	842824	872883	136036	105977
29302	Other electric domestic appliances	8				
29303	Parts of electric domestic appliances	19				
29304 &	IMR of professional electric appliances					
29305	Non-electric domestic appliances	6				
29306 &	Parts of non-electric domestic appliances					
29307	IMR of industrial machinery	4				
31	ELECTRICAL MACHINERY & APPARATUS N.E.C	67	1602766	5343051	3556314	-183971
311	DC motors, generators & transformers	19	788440	1781290	1013820	20970
3110	DC motors, generators & transformers	19	788440	1781290	1013820	20970
31102 &	Universal AC/DC motors & AC generators					
31103	Electric generating sets & converters	5	55567	611239	555672	
31104 &	Electrical transformers					
31106	Motors/generators/transformers parts	5				
31107 &	IMR of motors, gener. & transformers					
31109	Elec. motors, gener. & transformers nec	9	732873	1170051	458148	20970
312	Electricity distri. & control apparatus	12				
3120	Electricity distri. & control apparatus	12				
31201 &	Control apparatus for > = 1000 V					
31202	Control apparatus for < or = 1000 V	4				
31203 &	Electrical boards					
31204	Parts of electricity control apparatus	8				
313	Insulated wire & cables	7	300000	1209600	704560	-205040
3130	Insulated wire & cables	7	300000	1209600	704560	-205040
31301	Insulated wire and cable	7	300000	1209600	704560	-205040
314	Accumulators, cells & batteries	10	903	13159	12256	
3140	Accumulators, cells & batteries	10	903	13159	12256	
31401	Primary cells & batteries & parts	10	903	13159	12256	
315	Electric lamps & lighting equipment	9	513324	2330502	1817178	
3150	Electric lamps & lighting equipment	9	513324	2330502	1817178	
31501	Electric lamps	4	513324	2330502	1817178	
31502	Lamps lighting fittings					
31503	Other lamps & lighting fittings	5				
319	Other electrical equipment n.e.c.	10	99	8500	8500	99
3190	Other electrical equipment n.e.c	10	99	8500	8500	99
31901	Ignition of other wiring sets					
31903	Other electrical equipment & parts	10	99	8500	8500	99
32	RADIO, TV & COMMUNICATION EQUIPMENT	14	66351	287521	218770	-2400
321	Electronic valves & tubes etc.	4				
322	TV, radio & telegraphy apparatus	5	66351	287521	198870	-22300
323	Sound/video apparatus of TV & radio	5			19900	19900
33	MEDICAL & OPTICAL INSTRUMENTS	95	39877	145069	110815	5623
331	Medical & measuring instruments	91	38104	141390	106155	2869
3311	Medical/surgical/orthopaedic equipment	81	38104	141390	106155	2869
3312	Measuring instruments & appliances	10				
332 &	Optical & photographic equipment					
333	Watches & clocks	4	1773	3679	4660	2754
34	MOTOR VEHICLES & TRAILERS	139	4488928	9333773	4912138	67293
341	Motor vehicles	12	4346157	8491452	4210581	65286
3410	Motor vehicles	12	4346157	8491452	4210581	65286
34102	Passenger cars, jeep etc	6	4049469	7390193	3802449	461725
34103 &	Motor vehicles for > or = 10 persons					
34104	Motor vehicles for transport of goods	6	296688	1101259	408132	-396439
342	Bodies for motor vehicles & trailers	4				
3420	Bodies for motor vehicles & trailers	4				
34201 &	Bodies for motor vehicles					
34202 &	Bodies for trailer & semi-trailers					
34204	Reconditioning of motor vehicles	4				
343	Parts & accessories for motor vehicles	123	142771	842321	701557	2007
3430	Parts & accessories for motor vehicles	123	142771	842321	701557	2007
34301	Parts of engines	10	-71		71	
34302	Other parts for motor vehicles	85	52358	369266	317191	283
34303 &	Safety seat belts, airbags etc					
34304	Assembly of motor vehicles parts n.e.c	18	89502	462218	374443	1727
34305	MR of motor vehicles	10	982	10837	9852	-3
35	OTHER TRANSPORT EQUIPMENT	47	672	11816	8240	-2904
351 &	Building & repair of ships & boats					
352 &	Railway locomotives & rolling stock					
353	Aircraft & spacecraft	3				
3511 &	Building & repair of ships					
3520 &	Railway locomotives & rolling stock					
3530	Aircraft and spacecraft	3				
35112 &	Building & repair of transport					
35201 &	Rail locomotives & locomotive tenders					
35309	Other parts of aircraft and spacecraft	3				

Industry Code	Industry Major Groups & Industries	No. of reporting establishments	Trade margin at producer prices (Col 5 - 6 + 7)	Value of sale of goods purchased for resale at producer prices	Cost of goods purchased for resale	Changes in stocks of goods expressly purchased for resale
1	2	3	4	5	6	7
359	Transports equipment n.e.c	44	672	11816	8240	-2904
3591	Motorcycles	34	672	11816	8240	-2904
35911	Motorcycles & three wheelers	17	672	11816	8240	-2904
35919	Other motor-cycle & parts	17				
3592	Bicycles & invalid carriages	10				
35922	Parts & accessories of bicycles etc	7				
35929	Other cycles including tricycles	3				
36	FURNITURE	130	19092	71612	76497	23977
361	Furniture	38	7610	31901	44373	20082
3610	Furniture	38	7610	31901	44373	20082
36101	Furniture & fixtures made of wood etc	27	7610	31901	44373	20082
36102 &	Furniture & fixtures primarily of metal					
36103	Furniture & fixtures of plastics	7				
36104	Coir foam mattresses & pillows etc	4				
369	Manufacturing n.e.c	92	11482	39711	32124	3895
3691 &	Jewellery & related articles					
3692	Musical instruments	4				
36912 &	Jewellery & related articles					
36921	Musical instruments & parts	4				
3693 &	Sports goods					
3694	Games & toys	52	10863	37629	29891	3125
36931 &	Sports goods					
36939 &	Other sports & athletic goods n.e.c					
36941	Dolls & toys	52	10863	37629	29891	3125
3699	Other manufacturing n.e.c	36	619	2082	2233	770
36992	Brooms & brushes	3				
36994	Writing implements	8	102	1565	1429	-34
36995	Umbrellas, walking-sticks & buttons	3				
36998	Lighters, matches & liquid gas fuels	22	517	517	804	804
37	RECYCLING	30	680	3025	430	-1915
37102	Shipbreaking services	30	680	3025	430	-1915

TABLE - 9.0

RECEIPTS FROM OTHER ACTIVITIES

PAKISTAN
2005-06

Values in '000' Rs

Industry Code	Industry Major Groups & Industries	No. of reporting establishments	Total receipts from other activities (Col 5 + 11)	Receipts from other industrial activities			
				Total	Receipts for contract & commission work done for others	Receipts for repairs and maintenance / installation work done for others	Receipts from industrial waste (scrap and refusal etc.)
1	2	3	4	5	6	7	8
D	ALL INDUSTRIES	6417	114642497	111881087	61145241	2208331	10984325
15	FOOD PRODUCTS & BEVERAGES	1860	11296550	10818287	5388582	140006	1602604
151	Meat, fruit, vegetables, oils & fats	686	4425944	4372413	1103134	22015	880630
1511	Meat & meat products	3	10823	22			
15112 & 15115	Processing of wool, hides & skins Poultry and other slaughtering	3	10823	22			
1512	Fish & fish products	8	48701	43993	10824	8150	
15121 & 15123 & 15124	Fish & fish products Fish meal, inedible Fish & fish products n.e.c	8	48701	43993	10824	8150	
1513	Fruits, vegetables & edible nuts	24	114905	102369	51068		22090
15131 & 15132	Processing of potatoes Cooking of potatoes & products	3	980	980			980
15133	Fruit and vegetable juices	12	94105	82759	42401		12951
15135 & 15136	Processing of fruits, vegetables & nuts Processing of vegetable residues	9	19820	18630	8667		8159
1514	Vegetable & animal oils & fats	651	4251515	4226029	1041242	13865	858540
15141	Animal & vegetable, oils & fats, crude	6	21836	21836			20103
15142	Cotton ginning	540	1509449	1506309	894327	12809	237837
15143	Oil cake and other solid residues	10	8220	8220	8120		100
15144	Refined oils & fats	92	2588570	2566224	123991	1056	600500
15145 & 15149	Vegetable waxes Animal & vegetable oils & fats, n.e.c	3	123440	123440	14804		
152	Dairy products	47	115529	106043	2993	1583	47674
1520	Dairy products	47	115529	106043	2993	1583	47674
15201	Processed liquid milk & cream	9	10798	8548	2068	1583	1473
15202	Milk & cream in solid forms	9	28496	25796			17881
15203 & 15204	Butter & ghee Cheese & curd	5	1612	1612			1184
15205	Other dairy products	7	64763	64763	900		21837
15206	Ice cream & other edible ice	17	9860	5324	25		5299
153	Grain mill products & animal feed	901	2119318	1764416	1447021	18581	119934
1531	Grain mill products	858	1278456	1225803	983835	18531	83902
15311	Rice Husking	315	272950	270247	240875	14868	10221
15312 & 15313	Cereal & vegetable flour milling Cereal grain products	524	992986	943036	736993	1518	72772
15314 & 15319	Rice milling Other grain milling n.e.c	19	12520	12520	5967	2145	909
1532	Starches & starch products	10	768145	522036	462204		33482
15322	Starches & starch products	10	768145	522036	462204		33482
1533	Animal feeds	33	72717	16577	982	50	2550
15331 & 15332	Animal feeds Lucerne (alfalfa) meal & pellets	33	72717	16577	982	50	2550
154	Other food products	190	4128691	4083236	2542345	97827	487350
1541	Bakery products	64	278982	273953	160414	250	57886
15411	Bread, fresh pastry & cake	22	6270	1463		250	861
15412	Rusks, biscuits	38	266613	266391	160414		57025
15419	Other bakery products n.e.c	4	6099	6099			
1542	Sugar	72	3375347	3339074	2030077	97276	410108
15421	Sugar	72	3375347	3339074	2030077	97276	410108
1543	Cocoa, chocolate & sugar confectionery	30	68101	64348	50806	301	8539
15432 & 15439	Chocolate & sugar confectionery Chocolate & sugar confectionery n.e.c	33	72717	16577	982	50	2550
1549	Other farinaceous products n.e.c.	24	406261	405861	301048		10817
15491	Processing & blending of tea	11	377458	377058	301048		5173
15493	Preparing homogenised & dietic food	3	11441	11441			4865
15494	Condiments & seasonings	5	13362	13362			
15495 & 15499	Vegetable saps & extracts Other food products n.e.c.	5	4000	4000			779
155	Beverages	36	507068	492179	293089		67016
1551 & 1553 & 1554	Spirits; ethyl alcohol Malt liquors & malt Soft drinks; mineral water	35	451280	437935	293089		65086
15510 & 15532 & 15541	Spirits; ethyl alcohol Malt, whether or not roasted Aerated drinks; mineral waters	12	1273	1273			811
15541	Aerated drinks; mineral waters	10	1169	1169			707
15542 & 15549	Soft drinks Other non-alcoholic beverages	23	450007	436662	293089		64275
16	TOBACCO PRODUCTS	13	120623	120623			5439
17	MANUFACTURE OF TEXTILES	1329	37340390	36743425	25443990	1039915	4096493
171	Textile spinning, weaving & finishing	1081	33671409	33117951	24008149	947081	3686515
1711	Spinning of textiles	504	7579502	7224594	2198071	342343	2767074

TABLE - 9.0

RECEIPTS FROM OTHER ACTIVITIES

PAKISTAN
2005-06

Values in '000' Rs

Receipts from other industrial activities		Receipts from other non-industrial activities				Industry Code
Receipts from agency commissions, etc.	Other receipts from output	Total	Receipts from rental and lease of building, machinery and equipments	Receipts from storage and warehouses	Receipts from transport services rendered	
9	10	11	12	13	14	1
1369320	36173870	2761410	1550353	239451	971606	D
172193	3514902	478263	108444	51582	318237	15
158397	2208237	53531	8637	36500	8394	151
	22	10801		9997	804	1511
	22	10801		9997	804	15112 & 15115
	25019	4708		4708		1512
						15121 & 15123 & 15124
	25019	4708		4708		1513
	29211	12536	480	12056		15131 & 15132
	27407	11346		11346		15133
	1804	1190	480	710		15135 & 15136
158397	2153985	25486	8157	9739	7590	1514
	1733					15141
156876	204460	3140	3051		89	15142
						15143
1521	1839156	22346	5106	9739	7501	15144
						15145 & 15149
	108636					152
	53793	9486	2250	7236		1520
	53793	9486	2250	7236		15201
	3424	2250	2250			15202
	7915	2700		2700		15203 & 15204
	428					15205
	42026					15206
		4536		4536		153
5297	173583	354902	45919	6252	302731	1531
3631	135904	52653	41910	6252	4491	15312 & 15313
	4283	2703	1093	1500	110	15314 & 15319
3631	128122	49950	40817	4752	4381	1532
	3499					15322
1606	24744	246109	60		246049	1533
1606	24744	246109	60		246049	15331 & 15332
60	12935	56140	3949		52191	154
60	12935	56140	3949		52191	1541
8499	947215	45455	38650	144	6661	15411
	55403	5029	4622		407	15412
	352	4807	4622		185	15419
	48952	222			222	1542
	6099					15421
4678	796935	36273	33628	144	2501	1543
4678	796935	36273	33628	144	2501	15432 & 15439
600	4102	3753			3753	1549
60	12935	56140	3949		52191	15491
3221	90775	400	400			15493
	70837	400	400			15494
	6576					15495 & 15499
	13362					155
3221						1551 & 1553 & 1554
	132074	14889	12988	1450	451	15510 & 15532 & 15541
	79760	13345	11444	1450	451	15542 & 15549
	462					16
	462					17
	79298	13345	11444	1450	451	171
	115184					1711
161294	6001733	596965	495639	37673	63653	17
149101	4327105	553458	454540	37548	61370	171
130542	1786564	354908	283814	34686	36408	1711

TABLE - 9.0

RECEIPTS FROM OTHER ACTIVITIES

PAKISTAN
2005-06

Values in '000' Rs

Industry Code	Industry Major Groups & Industries	No. of reporting establishments	Total receipts from other activities (Col 5 + 11)	Receipts from other industrial activities			
				Total	Receipts for contract & commission work done for others	Receipts for repairs and maintenance / installation work done for others	Receipts from industrial waste (scrap and refusal etc.)
1	2	3	4	5	6	7	8
17111	Spinning of natural textile fibres	68	636696	636074	486359	700	63741
17112	Spinning of man-made staple fibres	11	298056	288442	117147		165905
17113	Textile yarn & thread of natural fibres	313	5081001	4796278	1242890	320317	2070187
17114	Text. yarn & thread of MM staple fibres	101	1515739	1477152	332198	21326	465213
17115	Processing of textile waste	11	48010	26648	19477		2028
1712	Textile fabrics	266	7343028	7297508	5047473	137745	509096
17121	Fabrics other than cotton	47	415313	414959	240463		29179
17122	Cotton fabrics	130	6079720	6036930	4404932	113871	351668
17123	Fabrics of man-made filaments	29	364759	364759	152668	21620	125257
17124	Pile fabrics, terry towelling etc	56	438485	436109	204659	2254	2992
17125	Weaving of fabrics on khadi / handloom	4	44751	44751	44751		
1713	Finishing of textiles	311	18748879	18595849	16762605	466993	410345
17131	Finishing of textile fibres & yarn	129	6850457	6714892	6118645	66000	39309
17132	Bleaching & dyeing of fabrics	145	8124715	8107250	7557102	371550	69984
17133	Printing services of fabrics	21	2602803	2602803	2324873	29443	248487
17134	Finishing of textiles (khadi/handloom)	12	523634	523634	444047		71
17139	Other textile finishing n.e.c.	4	647270	647270	317938		52494
172	Other textiles	140	1476559	1433985	1024971	92541	117897
1721	Made-up textile articles, not apparel	73	972565	933831	678536	225	112711
17211	Made-up textile articles for household	26	599251	597638	541958	180	28808
17212	Other made-up textile articles	47	373314	336193	136578	45	83903
1722	Carpets & rugs	20	212852	210432	173194		4096
17221	Carpets & rugs (other than by hand)	13	209873	209853	173194		3809
17222	Carpets & rugs (hand made)	7	2979	579			287
1723	Cordage, rope, twine & netting	17	78767	78767	64748	12887	
17231	Cordage, rope, twine & netting	3					
17234	Embroidery & zari work by hand	14	78767	78767	64748	12887	
1729	Other textiles n.e.c.	30	212375	210955	108493	79429	1090
17291	Narrow woven fabrics & embroidery	14	102207	100857	99660	188	249
17293	Other made up textiles						
17299	Other textiles n.e.c.	16	110168	110098	8833	79241	841
173	Knitted & crocheted fabrics & articles	108	2192422	2191489	410870	293	292081
1730	Knitted & crocheted fabrics	108	2192422	2191489	410870	293	292081
17301	Knitted & crocheted fabrics	28	1410969	1410036	27441	293	7829
17302	Knitted/crocheted cotton text: articles	10	56831	56831	30474		5771
17303	Knitted/crocheted woollen text: articles	48	696370	696370	337475		269726
17304	Knitted/crocheted synthetic articles	16	25483	25483	13365		8101
17309	Knitted/crocheted articles n.e.c	6	2769	2769	2115		654
18	WEARING APPAREL	326	3275833	3201040	1374517	94783	393226
181 &	Wearing apparel, except fur apparel						
182	Articles of fur	326	3275833	3201040	1374517	94783	393226
1810 &	Wearing apparel, except fur apparel						
1820	Articles of fur	326	3275833	3201040	1374517	94783	393226
18101	Clothes of leather & substitutes	14	138102	137482	1145	55	18869
18102	Workwear	6	4247	4247			381
18103	Outerwear	47	895770	895770	604320	35995	14662
18104	Other outerwear	34	355263	355263	14085		16342
18105	Underwears	55	349689	349689	188600		77658
18106	Babies' garments & clothing accessories	87	503146	502015	166103	3	89585
18107	Clothing accessories of leather	74	954892	917905	361814	58730	175729
18109 &	Wearing apparel & accessories n.e.c						
18201	Tanned or dressed furskins	9	74724	38669	38450		
19	LEATHER PRODUCTS	142	862771	861956	459805	25991	119794
191	Tanning & dressing of leather	106	805820	805242	458446	18991	82458
1911	Tanning & dressing of leather	87	719824	719246	458446	18991	11458
19111	Tanning & dressing of leather	64	445192	445192	343451	3118	10935
19113	Tanning of sheep, goat leather	11	158021	157601	44253	15873	315
19114 &	Tanning/dressing of other animal leathe						
19115	Leather waste, dust, powder & flour	12	116611	116453	70742		208
1912	Luggage, saddlery & harness	19	85996	85996			71000
19120	Luggage, saddlery & harness	19	85996	85996			71000
192	Footwear	36	56951	56714	1359	7000	37336
1920	Footwear	36	56951	56714	1359	7000	37336
19201 &	Footwear						
19202 &	Sports footwear						
19204	Parts of footwear	36	56951	56714	1359	7000	37336
20	WOOD & WOOD PRODUCTS	62	239996	236669	20060	12528	160633
201	Sawmilling & planing of wood	5	899	898			
2010	Sawmilling & planing of wood	5	899	898			
20101 &	Sawmilling or chipping of wood						
20102 &	Shaping of wood						
20103	Treating wood with preservatives	5	899	898			

Receipts from other industrial activities		Receipts from other non-industrial activities				Industry Code
Receipts from agency commissions, etc.	Other receipts from output	Total	Receipts from rental and lease of building, machinery and equipments	Receipts from storage and warehouses	Receipts from transport services rendered	
9	10	11	12	13	14	1
	85274	622	526		96	17111
	5390	9614	9614			17112
67381	1095503	284723	225278	28370	31075	17113
63161	595254	38587	27034	6316	5237	17114
	5143	21362	21362			17115
18559	1584635	45520	23151	2766	19603	1712
427	144890	354	354			17121
10427	1156032	42790	20421	2766	19603	17122
7705	57509					17123
	226204	2376	2376			17124
						17125
	955906	153030	147575	96	5359	1713
	490938	135565	130206		5359	17131
	108614	17465	17369	96		17132
						17133
	79516					17134
	276838					17139
3412	195164	42574	41099	125	1350	172
2631	139728	38734	38609	125		1721
	26692	1613	1613			17211
2631	113036	37121	36996	125		17212
	33142	2420	2420			1722
	32850	20	20			17221
	292	2400	2400			17222
	1132					1723
						17231
	1132					17234
781	21162	1420	70		1350	1729
	760	1350			1350	17291
						17293
781	20402	70	70			17299
8781	1479464	933			933	173
8781	1479464	933			933	1730
1939	1372534	933			933	17301
	20586					17302
6842	82327					17303
	4017					17304
						17309
4846	1333668	74793	38592	36055	146	18
4846	1333668	74793	38592	36055	146	181 &
						182
4846	1333668	74793	38592	36055	146	1810 &
	117413	620	620			1820
	3866					18101
	240793					18102
	324836					18103
3496	79935					18104
	246324	1131	1131			18105
1350	320282	36987	36841		146	18106
						18107
	219	36055		36055		18109 &
						18201
310	256056	815	815			19
310	245037	578	578			191
310	230041	578	578			1911
310	87378					19111
	97160	420	420			19113
						19114 &
	45503	158	158			19115
	14996					1912
	14996					19120
	11019	237	237			192
	11019	237	237			1920
						19201 &
						19202 &
	11019	237	237			19204
265	43183	3327	1400	1676	251	20
	898	1			1	201
	898	1			1	2010
						20101 &
						20102 &
	898	1			1	20103

TABLE - 9.0

RECEIPTS FROM OTHER ACTIVITIES

PAKISTAN
2005-06

Values in '000' Rs

Industry Code	Industry Major Groups & Industries	No. of reporting establishments	Total receipts from other activities (Col 5 + 11)	Receipts from other industrial activities			
				Total	Receipts for contract & commission work done for others	Receipts for repairs and maintenance / installation work done for others	Receipts from industrial waste (scrap and refusal etc.)
1	2	3	4	5	6	7	8
202	Products of wood	57	239097	235771	20060	12528	160633
2021	Plywood, panels & boards	52	229356	226030	10319	12528	160633
20211	Panels & boards	45	229269	226025	10319	12528	160628
20212	Veneer sheets; plywood; densified wood	7	87	5			5
2023 & 2029	Wooden containers						
2029	Other products of wood	5	9741	9741	9741		
20231 & 20291 & 20293	Wooden containers Other products of wood Repair of wooden products n.e.c						
		5	9741	9741	9741		
21	PAPER & PAPER PRODUCTS	133	12420716	12334538	59185	113838	65869
210	Paper & paper products	133	12420716	12334538	59185	113838	65869
2101	Pulp, paper & paperboard	44	11973766	11920708		99339	28732
21012	Paper and paperboard	6	5923297	5896828			2615
21013 & 21014	Tissue / uncoated paper & paperboard Other uncoated paper & paperboard						
21014	Other uncoated paper & paperboard	16	2001	1881		1600	
21016 & 21017	Processing of paper & paperboard Waste & scrap of paper & board						
21017	Waste & scrap of paper & board	22	6048468	6021999		97739	26117
2102	Containers of paper & paperboard	73	392294	359416	19211	14499	27332
21021 & 21029	Containers of paper & paperboard Containers of paper & board n.e.c						
21029	Containers of paper & board n.e.c	73	392294	359416	19211	14499	27332
2109	Other articles of paper&paperboard	16	54656	54414	39974		9805
21091	Household & toilet paper products	9	3696	3454			3319
21092 & 21093	Paper stationery Wallpaper						
21093	Wallpaper	3	42974	42974	39974		3000
21099	Other articles of paper n.e.c	4	7986	7986			3486
22	PUBLISHING, PRINTING & REPRODUCTION	47	1612603	1607370	1227502	9130	63056
221	Publishing	16	221921	221563	131917		10605
2211 & 2212	Printing & publication of books etc Publishing of newspapers & journals						
2212	Publishing of newspapers & journals	13	165987	165629	101069		10519
2213 & 2219	Publishing of music Other publishing						
2219	Other publishing	3	55934	55934	30848		86
222	Printing	31	1390682	1385807	1095585	9130	52451
2221	Printing	8	270121	266236	38910		1473
2222	Service activities of printing	23	1120561	1119571	1056675	9130	50978
23	PETROLEUM	30	2733300	2458475	276155	41018	83040
232	Refined petroleum products	30	2733300	2458475	276155	41018	83040
23201	Refined petroleum products	18	2556747	2313974	226379	39960	82234
23202	Petroleum gases	7	73310	73310	6633	1058	806
23203 & 23205	Other petroleum products Refined petroleum products n.e.c						
		5	103243	71191	43143		
24	CHEMICALS & CHEMICAL PRODUCTS	494	7606875	7152217	1712680	130736	734823
241	Basic chemicals	98	3499598	3159223	239770	21790	177944
2411	Basic chemicals	63	322220	302529	49575	12290	54363
24111	Industrial gases	11	55080	54059			48
24112	Dyes & pigments	12	49323	49323	35838		7432
24113	Inorganic acids & compounds	12	72764	58231	4990	2875	18488
24114	Chemical elements	11	14139	13838	298	180	12520
24115	Other basic inorganic chemicals n.e.c	6	1648	1552			1
24116	Other basic organic chemicals	8	91599	91599	225		1888
24117	Basic organic chemical products	3	37667	33927	8224	9235	13986
2412	Fertilizers & Nitrogen compounds	16	1481160	1474968	22906		69870
24121 & 24129	Fertilizers & Nitrogen compounds Other fertilizers n.e.c.						
24129	Other fertilizers n.e.c.	16	1481160	1474968	22906		69870
2413	Plastics & synthetic rubber	19	1696218	1381726	167289	9500	53711
24131	Plastics in primary forms	4	194001	175851	130299	9500	30811
24132	Other plastics in primary forms	8	1375572	1079230			21273
24134	Synthetic rubber in primary forms	7	126645	126645	36990		1627
242 & 243	Other chemical products Man-made fibres						
243	Man-made fibres	396	4107277	3992994	1472910	108946	556879
2421	Pesticides & agrochemical products	14	75347	75347	28271		1131
24210	Pesticides & agrochemical products	14	75347	75347	28271		1131
2422	Paints, varnishes, printing ink	27	410819	400242	28947	4639	96238
24221	Paints & varnishes of polymers	20	404199	393622	28947	4639	94448
24222	Other paints & varnishes etc	7	6620	6620			1790
2423	Pharmaceuticals	228	2281485	2229522	859375	97587	148561

TABLE - 9.0

RECEIPTS FROM OTHER ACTIVITIES

PAKISTAN
2005-06

Values in '000' Rs

Receipts from other industrial activities		Receipts from other non-industrial activities				Industry Code
Receipts from agency commissions, etc.	Other receipts from output	Total	Receipts from rental and lease of building, machinery and equipments	Receipts from storage and warehouses	Receipts from transport services rendered	
9	10	11	12	13	14	1
265	42285	3326	1400	1676	250	202
265	42285	3326	1400	1676	250	2021
265	42285	3244	1318	1676	250	20211
		82	82			20212
						2023 & 2029
						20231 & 20291 & 20293
9301	12086345	86178	85196	600	382	21
9301	12086345	86178	85196	600	382	210
3589	11789048	53058	52938	120		2101
	5894213	26469	26469			21012
						21013 & 21014
165	116	120		120		21016 & 21017
3424	5894719	26469	26469			2102
5712	292662	32878	32016	480	382	21021 & 21029
5712	292662	32878	32016	480	382	2109
	4635	242	242			21091
	135	242	242			21092 & 21093
	4500					21099
52907	254775	5233	5233			22
52907	26134	358	358			221
52907	1134	358	358			2211 & 2212
						2213 & 2219
	25000					222
	228641	4875	4875			2221
	225853	3885	3885			2222
	2788	990	990			
	2058262	274825	29135	31500	214190	23
	2058262	274825	29135	31500	214190	232
	1965401	242773	28583		214190	23201
	64813					23202
	28048	32052	552	31500		23203 & 23205
769563	3804415	454658	111893	26549	316216	24
646824	2072895	340375	21915	12792	305668	241
15794	170507	19691	12246	4860	2585	2411
673	53338	1021	740		281	24111
	6053					24112
15001	16877	14533	9869	3500	1164	24113
20	820	301	201	60	40	24114
	1551	96	96			24115
	89486					24116
100	2382	3740	1340	1300	1100	24117
	1382192	6192	6029		163	2412
						24121 & 24129
	1382192	6192	6029		163	24129
631030	520196	314492	3640	7932	302920	2413
2000	3241	18150	3598	7932	6620	24131
629030	428927	296342	42		296300	24132
	88028					24134
						242 & 243
122739	1731520	114283	89978	13757	10548	2421
83	45862					24210
83	45862					2422
24637	245781	10577	6927	2250	1400	24221
24076	241512	10577	6927	2250	1400	24222
561	4269					24222
26719	1097280	51963	44525		7438	2423

TABLE - 9.0

RECEIPTS FROM OTHER ACTIVITIES

PAKISTAN
2005-06

Values in '000' Rs

Industry Code	Industry Major Groups & Industries	No. of reporting establishments	Total receipts from other activities (Col 5 + 11)	Receipts from other industrial activities			
				Total	Receipts for contract & commission work done for others	Receipts for repairs and maintenance / installation work done for others	Receipts from industrial waste (scrap and refusal etc.)
1	2	3	4	5	6	7	8
24231	Basic pharmaceuticals	6	2300	2300			600
24233	Pharmaceutical preparations	186	2149212	2100531	765200	97587	144338
24234 & 24235	Other pharmaceutical preparations						
24235	Surgical instruments	12	101914	98632	89643		537
24239	Other pharmaceutical products n.e.c	24	28059	28059	4532		3086
2424	Soaps & detergents	94	1033725	995108	546143	6020	232149
24243	Soaps & detergents	69	852906	818331	485653	6020	190713
24244 & 24245 & 24246	Odiferous preparations and waxes						
24245 & 24246	Agarbatti etc						
24246	Perfumes & toilet preparations	25	180819	176777	60490		41436
2429 & 2430	Other chemical products						
2430	Man-made fibres	33	305901	292775	10174	700	78800
24291	Explosives						
24292	Glues and gelatines	11	2050	2050			1073
24293	Essential oils						
24296	Other chemical products	5					
24297 & 24301	Misc. other chemical products n.e.c						
24301	Synthetic fibre	17	303851	290725	10174	700	77727
25	RUBBER & PLASTICS PRODUCTS	170	561278	537451	67709	2343	105516
251	Rubber products	28	39027	39027			25193
2511	Rubber tyres & tubes; retreading	14	38731	38731			25142
25111 & 25112	Rubber tyres & tubes						
25112	Retreading pneumatic rubber tyres	14	38731	38731			25142
2519	Other rubber products	14	296	296			51
25191	Other rubber products	9	215	215			51
25192 & 25199	Vulcanised & hard rubber articles						
25199	Other rubber products n.e.c	5	81	81			
252	Plastic products	142	522251	498424	67709	2343	80323
2520	Plastic products	142	522251	498424	67709	2343	80323
25201	Plastic plates, sheets & tubes	42	139064	137568	8068	1018	21916
25202	Packaging products of plastic	53	163237	154760	8729	225	29723
25203	Builders' ware plastic	9	34178	34178			2267
25204	Other plastic products	38	185772	171918	50912	1100	26417
26	OTHER NON-METALLIC MINERAL PRODUCTS	482	2285074	2200611	567806	91526	264333
261	Glass & glass products	34	420365	419412	16010	6669	13998
2610	Glass & glass products	34	420365	419412	16010	6669	13998
26101	Flat glass	5	63097	63097			2468
26102	Shaping & processing of flat glass	6	17	17			
26103	Hollow glass	10	326804	325995			11477
26104 & 26105	Glass fibres						
26105	Other glass, processed	7	13019	13019		6669	
26106	Other glassware including bangles	6	17428	17284	16010		53
269	Non-metallic mineral products n.e.c.	448	1864709	1781199	551796	84857	250335
2691	Non-refractory ceramic ware	97	18595	18033	1000		250
26911	Ceramic household & ornaments	57	100	100			100
26912	Sanitary ceramic fixtures	36	17933	17933	1000		150
26913	Ceramic insulators	4	562				
2692	Refractory ceramic products	6	2490	2490			
26920	Refractory ceramic products	6	2490	2490			
2693	Structural clay & ceramic products	155	307995	307575	299859	3102	2910
26931	Ceramic tiles & flags	4	302163	301743	298539	1500	
26932	Construction products in baked clay	151	5832	5832	1320	1602	2910
2694	Cement, lime & plaster	30	1313461	1273976	181879	66615	221449
26941	Cement	30	1313461	1273976	181879	66615	221449
2695	Articles of concrete, cement & plaster	24	57410	57259	44667	11994	229
26951 & 26955	Concrete products for construction						
26955	Articles of fibre cement	24	57410	57259	44667	11994	229
2696	Cutting, shaping & finishing of stone	132	164668	121776	24391	3146	25497
26960	Ornamental & building stone articles	132	164668	121776	24391	3146	25497
2699	Other non-metallic mineral products	4	90	90			
26991 & 26992	Abrasive products						
26992	Non-metallic mineral products n.e.c	4	90	90			
27	BASIC METALS	291	17611091	17509105	13288769	37444	2236563
271	Basic iron & steel	245	17550197	17452069	13252535	33324	2227740
2711	Basic iron & steel	76	16688205	16596061	13115832	5263	1976205
27111 & 27112	Products of iron & steel						
27112	Ferro alloys	8	16475512	16383464	12978617	1313	1976097
27113	Ingots, billets	43	1035	1035			

TABLE - 9.0

RECEIPTS FROM OTHER ACTIVITIES

PAKISTAN
2005-06

Values in '000' Rs

Receipts from other industrial activities		Receipts from other non-industrial activities				Industry Code
Receipts from agency commissions, etc.	Other receipts from output	Total	Receipts from rental and lease of building, machinery and equipments	Receipts from storage and warehouses	Receipts from transport services rendered	
9	10	11	12	13	14	1
	1700					24231
25806	1067600	48681	41243		7438	24233 24234 & 24235 24239 2424 24243 24244 & 24245 & 24246 2429 & 2430 24291 24292 24293 24296 24297 & 24301
821	7631	3282	3282			
92	20349					
3089	207707	38617	36726	1617	274	
3089	132856	34575	34301		274	
	74851	4042	2425	1617		
68211	134890	13126	1800	9890	1436	
	977					
68211	133913	13126	1800	9890	1436	
4580	357303	23827	5904	10400	7523	25 251 2511 25111 & 25112 2519 25191 25192 & 25199
	13834					
	13589					
	13589					
	245					
	164					
	81					
4580	343469	23827	5904	10400	7523	252 2520 25201 25202 25203 25204
4580	343469	23827	5904	10400	7523	
388	106178	1496	950	286	260	
	116083	8477		6431	2046	
	31911					
4192	89297	13854	4954	3683	5217	
5771	1271175	84463	45912	23523	15028	26 261 2610 26101 26102 26103 26104 & 26105 26106 269 2691 26911 26912 26913 2692 26920 2693 26931 26932 2694 26941 2695 26951 & 26955 2696 26960 2699 26991 & 26992
238	382497	953	953			
238	382497	953	953			
	60629					
	17					
	314518	809	809			
	6350					
238	983	144	144			
5533	888678	83510	44959	23523	15028	
	16783	562	562			
	16783					
	2490	562	562			
	2490					
	1704	420	420			
	1704	420	420			
2980	801053	39485	24380	15067	38	
2980	801053	39485	24380	15067	38	
	369	151	151			
	369	151	151			
2553	66189	42892	19446	8456	14990	
2553	66189	42892	19446	8456	14990	
	90					
	90					
1148	1945181	101986	97236	3093	1657	27 271 2711 27111 & 27112 27113
550	1937920	98128	94328	2590	1210	
	1498761	92144	90934		1210	
	1427437	92048	90838		1210	
	1035					

TABLE - 9.0

RECEIPTS FROM OTHER ACTIVITIES

PAKISTAN
2005-06

Values in '000' Rs

Industry Code	Industry Major Groups & Industries	No. of reporting establishments	Total receipts from other activities (Col 5 + 11)	Receipts from other industrial activities			
				Total	Receipts for contract & commission work done for others	Receipts for repairs and maintenance / installation work done for others	Receipts from industrial waste (scrap and refusal etc.)
1	2	3	4	5	6	7	8
27114 &	Stainless steel products						
27118 &	Hot-rolled rods & bars						
27119	Heavy sections of steel	25	211658	211562	137215	3950	108
2712	Tubes and tube fittings	51	447400	444487	37171	26936	186702
27121	Tubes & tube fittings of cast iron	13	100170	100170	150		2365
27122	Steel tubes & fittings	38	347230	344317	37021	26936	184337
2713	Other first processed iron & steel	118	414592	411521	99532	1125	64833
27131 &	Cold-drawn products						
27132	Cold-rolled narrow strip	47	311658	311658	7169	1125	64694
27133	Cold-formed / folded products of iron	68	86822	83835	76370		104
27134	Wires	3	16112	16028	15993		35
272	Basic precious & non-ferrous metals	41	59920	56177	36234	4120	8823
2721 &	Basic precious metals						
2722	Aluminium & its products	25	42359	41472	34576	3000	1961
27211 &	Silver						
27221 &	Aluminium, unwrought; alumina						
27222	Semi-finished products of aluminium	22	30875	29988	23888	3000	1805
27229	Other aluminium products	3	11484	11484	10688		156
2723	Lead, zinc, tin & products	3					
27232	Lead, zinc, tin & their alloys	3					
2724	Copper products	13	17561	14705	1658	1120	6862
27241 &	Copper, copper mattes						
27242	Semi-finished products of copper	13	17561	14705	1658	1120	6862
273	Casting of metals	5	974	859			
2731	Casting of iron & steel	5	974	859			
27311 &	Casting of iron						
27312	Casting of steel	5	974	859			
28	FABRICATED METAL PRODUCTS	144	1017358	1014119	804098	58100	128583
281	Structural metal products	27	88949	88405	50608	4151	25743
2811	Structural metal products	12	17095	17095	7943	2933	6208
28111	Metal structures & parts	8	6219	6219			6208
28112 &	Repairs of metal structures						
28113 &	Builders' carpentry & joinery of metal						
28119	Other structural metal products	4	10876	10876	7943	2933	
2812	Tanks & containers	15	71854	71310	42665	1218	19535
28121	Tanks & containers	11	59569	59025	30380	1218	19535
28122	Radiators & boilers	4	12285	12285	12285		
289	Other fabricated metal products	117	928409	925714	753490	53949	102840
2892 &	Treating & coating of metals						
2893	Cutlery & general hardware	19	33268	32616	23258		7513
28931 &	Cutlery						
28932	Hand tools	15	20607	20051	10951		7255
28923 &	Mechanical engineering services						
28933 &	Locks & hinges						
28939	General hardware	4	12661	12565	12307		258
2899	Other fabricated metal products n.e.c	98	895141	893098	730232	53949	95327
28991	Steel drums & containers	9	36030	34959	12987	20173	1798
28992	Light containers of metals	8	14991	14991	9724	378	4849
28993	Wire products	29	646389	645777	513464	33398	86300
28994	Fasteners, chains, springs etc	6	193101	193101	193101		
28995 &	Swords, cutlasses & similar arms						
28996	Other fabricated metal products	43	2657	2297	956		520
28997	IMR of other metal products n.e.c	3	1973	1973			1860
29	MACHINERY & EQUIPMENT N.E.C.	372	1856921	1815140	241390	98900	129957
291	General-purpose machinery	68	127447	122722	13888	1953	53826
2911	Engines & turbines	5	1340	620			620
29111 &	Engines						
29112 &	Turbines						
29113	Parts of turbines	5	1340	620			620
2912	Pumps, compressors, taps & valves	22	64890	61212	740		36886
29121	Hydraulic/pneumatic power engine/motors	4	34621	34621			31271
29122	Pumps for liquids	8	28653	24975	740		3999
29123 &	Air or vacuum pumps						
29124 &	Taps, cocks & valves etc						
29125	IMR of pumps, taps & valves	10	1616	1616			1616
2913	Driving elements	6	29998	29695	2972		
29131 &	Driving elements						
29132	Parts of driving elements	6	29998	29695	2972		
2914	Ovens, furnaces & furnace burners	3	759	759			
29141	Ovens, furnaces & furnace burners	3	759	759			

TABLE - 9.0

RECEIPTS FROM OTHER ACTIVITIES

PAKISTAN
2005-06

Values in '000' Rs

Receipts from other industrial activities		Receipts from other non-industrial activities				Industry Code
Receipts from agency commissions, etc.	Other receipts from output	Total	Receipts from rental and lease of building, machinery and equipments	Receipts from storage and warehouses	Receipts from transport services rendered	
9	10	11	12	13	14	1
						27114 &
						27118 &
						27119
550	70289	96	96			2712
	193128	2913	323	2590		27121
	97655					27122
550	95473	2913	323	2590		2713
	246031	3071	3071			27131 &
						27132
	238670					27133
	7361	2987	2987			27134
		84	84			272
598	6402	3743	2793	503	447	2721 &
						2722
198	1737	887	400	288	199	27211 &
						27221 &
						27222
198	1097	887	400	288	199	27229
	640					2723
						27232
400	4665	2856	2393	215	248	2724
						27241 &
400	4665	2856	2393	215	248	27242
	859	115	115			273
	859	115	115			2731
						27311 &
	859	115	115			27312
967	22371	3239	3239			28
	7903	544	544			281
	11					2811
	11					28111
						28112 &
						28113 &
						28119
	7892	544	544			2812
	7892	544	544			28121
						28122
967	14468	2695	2695			289
						2892 &
	1845	652	652			2893
						28931 &
	1845	556	556			28932
						28923 &
						28933 &
		96	96			28939
967	12623	2043	2043			2899
	1	1071	1071			28991
	40					28992
967	11648	612	612			28993
						28994
						28995 &
	821	360	360			28996
	113					28997
13302	1331591	41781	41739		42	29
11559	41496	4725	4725			291
		720	720			2911
						29111 &
						29112 &
		720	720			29113
11559	12027	3678	3678			2912
	3350					29121
11559	8677	3678	3678			29122
						29123 &
						29124 &
						29125
	26723	303	303			2913
						29131 &
	26723	303	303			29132
	759					2914
	759					29141

TABLE - 9.0

RECEIPTS FROM OTHER ACTIVITIES

PAKISTAN
2005-06

Values in '000' Rs

Industry Code	Industry Major Groups & Industries	No. of reporting establishments	Total receipts from other activities (Col 5 + 11)	Receipts from other industrial activities			
				Total	Receipts for contract & commission work done for others	Receipts for repairs and maintenance / installation work done for others	Receipts from industrial waste (scrap and refusal etc.)
1	2	3	4	5	6	7	8
2915 & 2919	Lifting & handling equipment						
29151 & 29191	Other general-purpose machinery	32	30460	30436	10176	1953	16320
29151 & 29191	Lifting & handling equipment & Parts						
29191	Cooling & ventilation equipment	10	1621	1621		547	1069
29192	Gas generators & filtering apparatus	5	24023	23999	6176	1406	15204
29193 & 29195	Packing, weighing & spraying machinery						
29195	Machinery for temperature treatment	6	694	694			12
29196	Parts of other general purpose machinery	8	122	122			35
29197 & 29198 & 29199	Dish washing machines						
29198 & 29199	IMR of gen. purpose machinery						
29199	Other general purpose machinery	3	4000	4000	4000		
292	Special-purpose machinery	142	1524643	1491306	199222	93790	48910
2921	Agricultural & forestry machinery	90	343996	341921	126065	1950	24935
29211	Agricultural tractors	9	294680	292861	109921		7604
29212	Agricultural & forestry machinery	17	1256	1076	456	85	335
29214	Harvesting machinery	27	2485	2443	485	847	267
29215 & 29216	Spraying machinery for agriculture						
29216	Self-loading/unloading agri. trailers	4	10598	10564	564		10000
29217 & 29218	Other agricultural or forestry machines						
29218	IMR of agricultural machinery	33	34977	34977	14639	1018	6729
2922	Manufacture of machine tools	7	826554	826554	1550	125	
29221	Portable hand-held power tools	4	825980	825980	980	125	
29222 & 29224 & 29226	Machine tools for working metals etc						
29224 & 29226	Other machine tools for working metals						
29226	Welding tools & hot spraying machines	3	574	574	570		
2923 & 2924	Machinery for metallurgy						
2924	Mining & quarrying machinery	5	12331	7302	3685		2090
29231 & 29244 & 29246 & 29247	Machinery for metallurgy & parts						
29244 & 29246 & 29247	Foundry moulds forming machinery						
29246 & 29247	Machinery parts for mining, quarrying						
29247	IMR of construction machinery	5	12331	7302	3685		2090
2925	Machinery for food & tobacco processing	12	233355	207122	67408	91715	21430
29251	Machinery for food & tobacco processing	12	233355	207122	67408	91715	21430
2926	Textile & leather production machinery	13	107968	107968	514		251
29261	Spinning, weaving & knitting machinery	3					
29262	Other machinery for textile production	3					
29264	Parts of machinery for textile	3	76	76			76
29265	Household sewing machines	4	107892	107892	514		175
2927	Weapons & ammunition	10	235	235			
29271	Weapons & ammunition & parts	10	235	235			
2929	Other special-purpose machinery	5	204	204			204
29292 & 29293 & 29294 & 29299	Printing & book-binding machinery						
29293 & 29294 & 29299	Misc. special purpose machinery						
29294 & 29299	IMR of special purpose machinery n.e.c						
29299	Special-purpose machinery n.e.c	5	204	204			204
293	Domestic appliances n.e.c.	162	204831	201112	28280	3157	27221
2930	Electric domestic appliances	162	204831	201112	28280	3157	27221
29301	Electric domestic appliances	125	155361	153098	400		24701
29302	Other electric domestic appliances	8	41551	40095	27869	3157	
29303	Parts of electric domestic appliances	19	6037	6037			1936
29304 & 29305	IMR of professional electric appliances						
29305	Non-electric domestic appliances	6	584	584			584
29306 & 29307	Parts of non-electric domestic appliances						
29307	IMR of industrial machinery	4	1298	1298	11		
31	ELECTRICAL MACHINERY & APPARATUS N.E.C	67	876164	870275	503941	31549	133666
311	DC motors, generators & transformers	19	257946	256743	69649	31549	94044
3110	DC motors, generators & transformers	19	257946	256743	69649	31549	94044
31102 & 31103	Universal AC/DC motors & AC generators						
31103	Electric generating sets & converters	5	94212	93084			48049
31104 & 31106	Electrical transformers						
31106	Motors/generators/transformers parts	5	33267	33219		30380	2827
31107 & 31109	IMR of motors, gener. & transformers						
31109	Elec. motors, gener. & transformers nec	9	130467	130440	69649	1169	43168
312	Electricity distri. & control apparatus	12	3047	3041	2789		157
3120	Electricity distri. & control apparatus	12	3047	3041	2789		157
31201 & 31202	Control apparatus for > = 1000 V						
31202	Control apparatus for < or = 1000 V	4	2841	2841	2789		
31203 & 31204	Electrical boards						
31204	Parts of electricity control apparatus	8	206	200			157

TABLE - 9.0

RECEIPTS FROM OTHER ACTIVITIES

PAKISTAN
2005-06

Values in '000' Rs

Receipts from other industrial activities		Receipts from other non-industrial activities				Industry Code
Receipts from agency commissions, etc.	Other receipts from output	Total	Receipts from rental and lease of building, machinery and equipments	Receipts from storage and warehouses	Receipts from transport services rendered	
9	10	11	12	13	14	1
	1987	24	24			2915 & 2919 29151& 29191 29192 29193 & 29195 29196 29197 & 29198 & 29199
	5					
	1213	24	24			292 2921 29211 29212 29214 29215 & 29216 29217 & 29218 2922 29221 29222 & 29224 & 29226 2923 & 2924 29231 & 29244 & 29246 & 29247 2925 29251 2926 29261 29262 29264 29265 2927 29271 2929 29292 & 29293 & 29294 & 29299 293 2930 29301 29302 29303 29304 & 29305 29306 & 29307
	682					
	87					
1743	1147641	33337	33295		42	
272	188699	2075	2033		42	
	175336	1819	1819			
155	45	180	180			
110	734	42			42	
		34	34			
7	12584					
	824879					
	824875					
	4					
611	916	5029	5029			
611	916	5029	5029			
232	26337	26233	26233			
232	26337	26233	26233			
628	106575					
	106575					
	235					
	235					
	142454	3719	3719			
	142454	3719	3719			
	127997	2263	2263			
	9069	1456	1456			
	4101					
	1287					
	201119	5889	5823		66	31
	61501	1203	1203			311
	61501	1203	1203			3110
	45035	1128	1128			31102 & 31103 31104 & 31106 31107 & 31109
	12	48	48			312
	16454	27	27			3120
	95	6	6			31201 & 31202 31203 & 31204
	95	6	6			
	52					
	43	6	6			

TABLE - 9.0

RECEIPTS FROM OTHER ACTIVITIES

PAKISTAN
2005-06

Values in '000' Rs

Industry Code	Industry Major Groups & Industries	No. of reporting establishments	Total receipts from other activities (Col 5 + 11)	Receipts from other industrial activities			
				Total	Receipts for contract & commission work done for others	Receipts for repairs and maintenance / installation work done for others	Receipts from industrial waste (scrap and refusal etc.)
1	2	3	4	5	6	7	8
313	Insulated wire & cables	7	168389	168039	87128		31671
3130	Insulated wire & cables	7	168389	168039	87128		31671
31301	Insulated wire and cable	7	168389	168039	87128		31671
314	Accumulators, cells & batteries	10	226499	222369	148272		4199
3140	Accumulators, cells & batteries	10	226499	222369	148272		4199
31401	Primary cells & batteries & parts	10	226499	222369	148272		4199
315	Electric lamps & lighting equipment	9	203066	203066	193703		2857
3150	Electric lamps & lighting equipment	9	203066	203066	193703		2857
31501	Electric lamps	4	192884	192884	183521		2857
31502	Lamps lighting fittings						
31503	Other lamps & lighting fittings	5	10182	10182	10182		
319	Other electrical equipment n.e.c.	10	17217	17017	2400		738
3190	Other electrical equipment n.e.c.	10	17217	17017	2400		738
31901	Ignition of other wiring sets						
31903	Other electrical equipment & parts	10	17217	17017	2400		738
32	RADIO, TV & COMMUNICATION EQUIPMENT	14	21947	15231	4857	964	2613
321	Electronic valves & tubes etc.	4	995	887			443
322	TV, radio & telegraphy apparatus	5	20952	14344	4857	964	2170
323	Sound/video apparatus of TV & radio	5					
33	MEDICAL & OPTICAL INSTRUMENTS	95	827010	825942	719323	4466	68370
331	Medical & measuring instruments	91	826666	825778	719323	4466	68356
3311	Medical/surgical/orthopaedic equipment	81	91585	90697		4466	64032
3312	Measuring instruments & appliances	10	735081	735081	719323		4324
332 & 333	Optical & photographic equipment						
333	Watches & clocks	4	344	164			14
34	MOTOR VEHICLES & TRAILERS	139	4674398	4584914	2564236	255150	481068
341	Motor vehicles	12	906948	903969	397138	54573	208410
3410	Motor vehicles	12	906948	903969	397138	54573	208410
34102	Internal engines for motor vehicles	6	488661	485682	1466	53073	204386
34103 & 34104	Motor vehicles for > or = 10 persons						
34104	Motor vehicles for transport of goods	6	418287	418287	395672	1500	4024
342	Bodies for motor vehicles & trailers	4	109246	109246	25609	422	1989
3420	Bodies for motor vehicles & trailers	4	109246	109246	25609	422	1989
34201 & 34202 & 34204	Bodies for motor vehicles						
34202 & 34204	Bodies for trailer & semi-trailers						
34204	Reconditioning of motor vehicles	4	109246	109246	25609	422	1989
343	Parts & accessories for motor vehicles	123	3658204	3571699	2141489	200155	270669
3430	Parts & accessories for motor vehicles	123	3658204	3571699	2141489	200155	270669
34301	Parts of engines	10	4716	4716	2533		75
34302	Other parts for motor vehicles	85	2150412	2130219	1644187	9751	258893
34303 & 34304	Safety seat belts, airbags etc						
34304	Assembly of motor vehicles parts n.e.c.	18	1397132	1330820	441058	164482	
34305	MR of motor vehicles	10	105944	105944	53711	25922	11701
35	OTHER TRANSPORT EQUIPMENT	47	6793339	6791799	6354009	1165	78775
351 & 352 & 353	Building & repair of ships & boats						
352 & 353	Railway locomotives & rolling stock						
353	Aircraft & spacecraft	3	3338554	3338554	3321443		4782
3511 & 3520 & 3530	Building & repair of ships						
3520 & 3530	Railway locomotives & rolling stock						
3530	Aircraft and spacecraft	3	3338554	3338554	3321443		4782
35112 & 35201 & 35309	Building & repair of transport						
35201 & 35309	Rail locomotives & locomotive tenders						
35309	MR & reconditioning of aircraft	3	3338554	3338554	3321443		4782
359	Transports equipment n.e.c.	44	3454785	3453245	3032566	1165	73993
3591	Motorcycles	34	3429605	3428065	3032566	1165	49041
35911	Motorcycles & three wheelers	17	3397344	3395804	3032566		46506
35919	Other motor-cycle & parts	17	32261	32261		1165	2535
3592	Bicycles & invalid carriages	10	25180	25180			24952
35922	Parts & accessories of bicycles etc	7	168	168			140
35929	Other cycles including tricycles	3	25012	25012			24812
36	FURNITURE	130	600030	177070	66527	18199	26084
361	Furniture	38	58117	16625	4650	1254	850
3610	Furniture	38	58117	16625	4650	1254	850
36101	Furniture & fixtures made of wood etc	27	15990	2091	387	1254	450
36102 & 36103	Furniture & fixtures primarily of metal						
36103	Furniture & fixtures of plastics	7	1610	1610	1210		400

TABLE - 9.0

RECEIPTS FROM OTHER ACTIVITIES

PAKISTAN
2005-06

Values in '000' Rs

Receipts from other industrial activities		Receipts from other non-industrial activities				Industry Code
Receipts from agency commissions, etc.	Other receipts from output	Total	Receipts from rental and lease of building, machinery and equipments	Receipts from storage and warehouses	Receipts from transport services rendered	
9	10	11	12	13	14	1
	49240	350	350			313
	49240	350	350			3130
	49240	350	350			31301
	69898	4130	4064		66	314
	69898	4130	4064		66	3140
	69898	4130	4064		66	31401
	6506					315
	6506					3150
	6506					31501
						31502
						31503
	13879	200	200			319
	13879	200	200			3190
						31901
	13879	200	200			31903
2543	4254	6716	6632		84	32
	444	108	108			321
2543	3810	6608	6524		84	322
						323
3444	30339	1068	1068			33
3444	30189	888	888			331
3444	18755	888	888			3311
	11434					3312
						332 &
	150	180	180			333
165988	1118472	89484	56515	8500	24469	34
54084	189764	2979	2979			341
54084	189764	2979	2979			3410
44718	182039	2979	2979			34102
						34103 &
9366	7725					34104
77877	3349					342
77877	3349					3420
						34201 &
						34202 &
77877	3349					34204
34027	925359	86505	53536	8500	24469	343
34027	925359	86505	53536	8500	24469	3430
	2108					34301
14165	203223	20193	7740	8500	3953	34302
						34303 &
19862	705418	66312	45796		20516	34304
	14610					34305
565	357285	1540	300		1240	35
						351 &
						352 &
	12329					353
						3511 &
						3520 &
	12329					3530
						35112 &
						35201 &
	12329					35309
565	344956	1540	300		1240	359
565	344728	1540	300		1240	3591
565	316167	1540	300		1240	35911
	28561					35919
	228					3592
	28					35922
	200					35929
3	66257	422960	408158	7200	7602	36
	9871	41492	41492			361
	9871	41492	41492			3610
		13899	13899			36101
						36102 &
						36103

TABLE - 9.0

RECEIPTS FROM OTHER ACTIVITIES

PAKISTAN
2005-06

Values in '000' Rs

Industry Code	Industry Major Groups & Industries	No. of reporting establishments	Total receipts from other activities (Col 5 + 11)	Receipts from other industrial activities			
				Total	Receipts for contract & commission work done for others	Receipts for repairs and maintenance / installation work done for others	Receipts from industrial waste (scrap and refusal etc.)
1	2	3	4	5	6	7	8
36104	Coir foam mattresses & pillows etc	4	40517	12924	3053		
369	Manufacturing n.e.c	92	541913	160445	61877	16945	25234
3691 &	Jewellery & related articles						
3692	Musical instruments	4	177	177			
36912 &	Jewellery & related articles						
36921	Musical instruments & parts	4	177	177			
3693 &	Sports goods						
3694	Games & toys	52	41220	35914			3467
36931 &	Sports goods						
36939 &	Other sports & athletic goods n.e.c						
36941	Dolls & toys	52	41220	35914			3467
3699	Other manufacturing n.e.c	36	500516	124354	61877	16945	21767
36992	Brooms & brushes	3	403544	35277	35036		
36994	Writing implements	8	78101	70901	26841	16945	11841
36995	Umbrellas, walking-sticks & buttons	3	580	580			580
36998	Lighters, matches & liquid gas fuels	22	18291	17596			9346
37	RECYCLING	30	8230	4830	100	580	3820
37102	Shipbreaking services	30	8230	4830	100	580	3820

TABLE - 9.0

RECEIPTS FROM OTHER ACTIVITIES

PAKISTAN
2005-06

Values in '000' Rs

Receipts from other industrial activities		Receipts from other non-industrial activities				Industry Code
Receipts from agency commissions, etc.	Other receipts from output	Total	Receipts from rental and lease of building, machinery and equipments	Receipts from storage and warehouses	Receipts from transport services rendered	
9	10	11	12	13	14	1
	9871	27593	27593			36104
3	56386	381468	366666	7200	7602	369
	177					3691 & 3692
	177					36912 & 36921
	32447	5306	5277		29	3693 & 3694
	32447	5306	5277		29	36931 & 36939 & 36941
3	23762	376162	361389	7200	7573	3699
	241	368267	360694		7573	36992
3	15271	7200		7200		36994
	8250	695	695			36995
						36998
330		3400	1480	1100	820	37
330		3400	1480	1100	820	37102

TABLE - 10.0

CENSUS VALUE ADDED

PAKISTAN
2005-06
Values in '000' Rs

Industry Code	Industry Major Groups & Industries	No. of reporting establishments	Census value added at producer prices	Census value added at market prices	Net Indirect taxes	Census value added at factor cost
1	2	3	4	5	6	7
D	ALL INDUSTRIES	6417	1103414202	1204281561	180722522	1023559039
15	FOOD PRODUCTS & BEVERAGES	1860	192425886	216199940	31702003	184497937
151	Meat, fruit, vegetables, oils & fats	686	70136085	73792748	8219103	65573645
1511	Meat & meat products	3	727163	763003	38212	724791
15112 &	Processing of wool, hides & skins					
15115	Poultry and other slaughtering	3	727163	763003	38212	724791
1512	Fish & fish products	8	234460	241101	7746	233355
15121 &	Fish & fish products					
15123 &	Fish meal, inedible					
15124	Fish & fish products n.e.c	8	234460	241101	7746	233355
1513	Fruits, vegetables & edible nuts	24	3028661	3670276	862551	2807725
15131 &	Processing of potatoes					
15132	Cooking of potatoes & products	3	34793	42128	7647	34481
15133	Fruit and vegetable juices	12	2832809	3462785	847746	2615039
15135 &	Processing of fruits,vegetables & nuts					
15136	Processing of vegetable residues	9	161059	165363	7158	158205
1514	Vegetable & animal oils & fats	651	66145801	69118368	7310594	61807774
15141	Animal & vegetable, oils & fats, crude	6	101595	115299	15183	100116
15142	Cotton ginning	540	28986282	29189543	1140032	28049511
15143	Oil cake and other solid residues	10	360753	363655	11160	352495
15144	Refined oils & fats	92	34554996	37286073	6116103	31169970
15145 &	Vegetable waxes					
15149	Animal & vegetable oils & fats, n.e.c	3	2142175	2163798	28116	2135682
152	Dairy products	47	26087173	27477037	1994658	25482379
1520	Dairy products	47	26087173	27477037	1994658	25482379
15201	Processed liquid milk & cream	9	5943831	5958735	34754	5923981
15202	Milk & cream in solid forms	9	6816252	7203286	388578	6814708
15203 &	Butter & ghee					
15204	Cheese & curd	5	2013428	2235644	773136	1462508
15205	Other dairy products	7	10338179	10930572	594774	10335798
15206	Ice cream & other edible ice	17	975483	1148800	203416	945384
153	Grain mill products & animal feed	901	26198834	26662225	931628	25730597
1531	Grain mill products	858	12270868	12296384	159211	12137173
15311	Rice Husking	315	1726550	1726550	24211	1702339
15312 &	Cereal & vegetable flour milling					
15313	Cereal grain products	524	10059194	10084479	133910	9950569
15314 &	Rice milling					
15319	Other grain milling n.e.c	19	485124	485355	1090	484265
1532	Starches & starch products	10	8554076	8978806	644357	8334449
15322	Starches & starch products	10	8554076	8978806	644357	8334449
1533	Animal feeds	33	5373890	5387035	128060	5258975
15331 &	Animal feeds					
15332	Lucerne (alfalfa) meal & pellets	33	5373890	5387035	128060	5258975
154	Other food products	190	56354019	71627008	15360305	56266703
1541	Bakery products	64	4168482	5091010	935373	4155637
15411	Bread, fresh pastry & cake	22	205775	216869	13107	203762
15412	Rusks, biscuits	38	3355392	4255710	910471	3345239
15419	Other bakery products n.e.c	4	607315	618431	11795	606636
1542	Sugar	72	39582951	50688379	10992473	39695906
15421	Sugar	72	39582951	50688379	10992473	39695906
1543	Cocoa, chocolate & sugar confectionery	30	1629620	1909956	306630	1603326
15432 &	Chocolate & sugar confectionery					
15439	Chocolate & sugar confectionery n.e.c	33	5373890	5387035	128060	5258975
1549	Other farinaceous products n.e.c.	24	10972966	13937663	3125829	10811834
15491	Processing & blending of tea	11	5654527	8044821	2524064	5520757
15493	Preparing homogenised & dietic food	3	2466536	2549022	82595	2466427
15494	Condiments & seasonings	5	2801816	3291106	516080	2775026
15495 &	Vegetable saps & extracts					
15499	Other food products n.e.c.	5	50087	52714	3090	49624
155	Beverages	36	13649775	16640922	5196309	11444613
1551 &	Spirits; ethyl alcohol					
1553 &	Malt liquors & malt					
1554	Soft drinks; mineral water	36	13649775	16640922	5196309	11444613
15510 &	Spirits; ethyl alcohol					
15532 &	Malt, whether or not roasted					
15541	Aerated drinks; mineral waters	13	939631	1131018	435790	695228
15542 &	Soft drinks					
15549	Other non-alcoholic beverages	23	12710144	15509904	4760519	10749385
16	TOBACCO PRODUCTS	13	46346812	53982668	31364646	22618022

TABLE - 10.0

CENSUS VALUE ADDED

PAKISTAN
2005-06
Values in '000' Rs

Payments for non-industrial services	Receipts for non-industrial services	Contribution to GDP at factor cost	Consumption of fixed capital	Contribution to NDP at factor cost	Contribution to GDP at market prices	Industry Code
8	9	10	11	12	13	1
194028738	2761410	832291711	59995869	772295842	1013014233	D
30198764	478263	154777436	7752037	147025399	186479439	15
4643137	53531	60984039	720054	60263985	69203142	151
37778	10801	697814	15839	681975	736026	1511
						15112 &
37778	10801	697814	15839	681975	736026	15115
116718	4708	121345	2934	118411	129091	1512
						15121 &
						15123 &
116718	4708	121345	2934	118411	129091	15124
958697	12536	1861564	161826	1699738	2724115	1513
						15131 &
9639		24842	8409	16433	32489	15132
903446	11346	1722939	136290	1586649	2570685	15133
						15135 &
45612	1190	113783	17127	96656	120941	15136
3529944	25486	58303316	539455	57763861	65613910	1514
6259		93857	2413	91444	109040	15141
1318452	3140	26734199	193157	26541042	27874231	15142
20028		332467	2891	329576	343627	15143
2043804	22346	29148512	287422	28861090	35264615	15144
						15145 &
141401		1994281	53572	1940709	2022397	15149
7622593	9486	17869272	1223179	16646093	19863930	152
7622593	9486	17869272	1223179	16646093	19863930	1520
155371	2250	5770860	39119	5731741	5805614	15201
2553205	2700	4264203	560178	3704025	4652781	15202
						15203 &
23697		1438811	11420	1427391	2211947	15204
4529239		5806559	580866	5245693	6401333	15205
361081	4536	588839	51596	537243	792255	15206
3333826	354902	22751673	748018	22003655	23683301	153
1490710	52653	10699116	371707	10327409	10858327	1531
397823	2703	1307219	50363	1256856	1331430	15311
						15312 &
1022949	49950	8977570	298459	8679111	9111480	15313
						15314 &
69938		414327	22885	391442	415417	15319
1165354	246109	7415204	235857	7179347	8059561	1532
1165354	246109	7415204	235857	7179347	8059561	15322
677762	56140	4637353	140454	4496899	4765413	1533
						15331 &
677762	56140	4637353	140454	4496899	4765413	15332
11370761	45455	44941397	4551152	40390245	60301702	154
1553548	5029	2607118	289981	2317137	3542491	1541
52335	4807	156234	6077	150157	169341	15411
1196484	222	2148977	231766	1917211	3059448	15412
304729		301907	52138	249769	313702	15419
4606905	36273	35125274	3936707	31188567	46117747	1542
4606905	36273	35125274	3936707	31188567	46117747	15421
468052	3753	1139027	95999	1043028	1445657	1543
						15432 &
677762	56140	4637353	140454	4496899	4765413	15439
4742256	400	6069978	228465	5841513	9195807	1549
2496149	400	3025008	171285	2853723	5549072	15491
607335		1859092	2101	1856991	1941687	15493
1625112		1149914	52580	1097334	1665994	15494
						15495 &
13660		35964	2499	33465	39054	15499
3228447	14889	8231055	509634	7721421	13427364	155
						1551 &
						1553 &
3228447	14889	8231055	509634	7721421	13427364	1554
						15510 &
						15532 &
185731	1544	511041	56592	454449	946831	15541
3042716	13345	7720014	453042	7266972	12480533	15542 &
						15549
4009265		18608757	176046	18432711	49973403	16

TABLE - 10.0

CENSUS VALUE ADDED

PAKISTAN
2005-06
Values in '000' Rs

Industry Code	Industry Major Groups & Industries	No. of reporting establishments	Census value added at producer prices	Census value added at market prices	Net Indirect taxes	Census value added at factor cost
1	2	3	4	5	6	7
17	MANUFACTURE OF TEXTILES	1329	269689992	273194257	4311929	268882328
171	Textile spinning, weaving & finishing	1081	240152357	243065373	3779708	239285665
1711	Spinning of textiles	504	129130471	129937072	1367650	128569422
17111	Spinning of natural textile fibres	68	3336320	3399946	159009	3240937
17112	Spinning of man-made staple fibres	11	5507137	5538299	46971	5491328
17113	Textile yarn & thread of natural fibres	313	96651447	97225390	959632	96265758
17114	Text. yarn & thread of MM staple fibres	101	23168635	23297605	190875	23106730
17115	Processing of textile waste	11	466932	475832	11163	464669
1712	Textile fabrics	266	88528558	89617644	1389011	88228633
17121	Fabrics other than cotton	47	4105149	4558792	536612	4022180
17122	Cotton fabrics	130	69138280	69516657	288445	69228212
17123	Fabrics of man-made filaments	29	9323964	9398957	327469	9071488
17124	Pile fabrics, terry towelling etc	56	5953382	6135036	244334	5890702
17125	Weaving of fabrics on khadi / handloom	4	7783	8202	-7849	16051
1713	Finishing of textiles	311	22493328	23510657	1023047	22487610
17131	Finishing of textile fibres & yarn	129	7854718	8751541	862366	7889175
17132	Bleaching & dyeing of fabrics	145	8171434	8278579	157847	8120732
17133	Printing services of fabrics	21	1056479	1057756	31564	1026192
17134	Finishing of textiles (khadi/handloom)	12	247840	257849	-33132	290981
17139	Other textile finishing n.e.c.	4	5162857	5164932	4402	5160530
172	Other textiles	140	18654380	19061480	472319	18589161
1721	Made-up textile articles, not apparel	73	14207075	14347511	146820	14200691
17211	Made-up textile articles for household	26	7641883	7668220	6201	7662019
17212	Other made-up textile articles	47	6565192	6679291	140619	6538672
1722	Carpets & rugs	20	2301821	2316642	39040	2277602
17221	Carpets & rugs (other than by hand)	13	316665	331308	23656	307652
17222	Carpets & rugs (hand made)	7	1985156	1985334	15384	1969950
1723	Cordage, rope, twine & netting	17	674990	686822	13351	673471
17231	Cordage, rope, twine & netting	3	123006	123146	1725	121421
17234	Embroidery & zari work by hand	14	551984	563676	11626	552050
1729	Other textiles n.e.c.	30	1470494	1710505	273108	1437397
17291	Narrow woven fabrics & embroidery	14	266443	272958	18097	254861
17293	Other made up textiles					
17299	Other textiles n.e.c.	16	1204051	1437547	255011	1182536
173	Knitted & crocheted fabrics & articles	108	10883255	11067404	59902	11007502
1730	Knitted & crocheted fabrics	108	10883255	11067404	59902	11007502
17301	Knitted & crocheted fabrics	28	5280837	5321661	17260	5304401
17302	Knitted/crocheted cotton text: articles	10	475069	475274	-3616	478890
17303	Knitted/crocheted woollen text: articles	48	3537537	3633934	95621	3538313
17304	Knitted/crocheted synthetic articles	16	1261499	1284146	-62862	1347008
17309	Knitted/crocheted articles n.e.c	6	328313	352389	13499	338890
18	WEARING APPAREL	326	47216123	47614201	-774711	48388912
181 &	Wearing apparel, except fur apparel					
182	Articles of fur	326	47216123	47614201	-774711	48388912
1810 &	Wearing apparel, except fur apparel					
1820	Articles of fur	326	47216123	47614201	-774711	48388912
18101	Clothes of leather & substitutes	14	2002336	2035059	-20781	2055840
18102	Workwear	6	135459	135499	278	135221
18103	Outerwear	47	4637106	4765450	-114306	4879756
18104	Other outerwear	34	4303922	4392719	1481	4391238
18105	Underwears	55	2400362	2422867	-84553	2507420
18106	Babies' garments & clothing accessories	87	21358602	21407231	-107799	21515030
18107	Clothing accessories of leather	74	12281703	12356102	-451972	12808074
18109 &	Wearing apparel & accessories n.e.c					
18201	Tanned or dressed furskins	9	96633	99274	2941	96333
19	LEATHER PRODUCTS	142	9815560	10335507	536139	9799368
191	Tanning & dressing of leather	106	4917857	5015370	69464	4945906
1911	Tanning & dressing of leather	87	4047967	4143411	130349	4013062
19111	Tanning & dressing of leather	64	2900495	2983743	116756	2866987
19113	Tanning of sheep, goat leather	11	753577	762301	9321	752980
19114 &	Tanning/dressing of other animal leathe					
19115	Leather waste, dust, powder & flour	12	393895	397367	4272	393095
1912	Luggage, saddlery & harness	19	869890	871959	-60885	932844
19120	Luggage, saddlery & harness	19	869890	871959	-60885	932844
192	Footwear	36	4897703	5320137	466675	4853462
1920	Footwear	36	4897703	5320137	466675	4853462
19201 &	Footwear					
19202 &	Sports footwear					
19204	Parts of footwear	36	4897703	5320137	466675	4853462

Payments for non-industrial services	Receipts for non-industrial services	Contribution to GDP at factor cost	Consumption of fixed capital	Contribution to NDP at factor cost	Contribution to GDP at market prices	Industry Code
8	9	10	11	12	13	1
46605166	596965	222874127	23591708	199282419	227186056	17
40471875	553458	199367248	21516485	177850763	203146956	171
15981918	354908	112942412	13348848	99593564	114310062	1711
522238	622	2719321	203811	2515510	2878330	17111
603309	9614	4897633	1131447	3766186	4944604	17112
11139397	284723	85411084	9503561	75907523	86370716	17113
3566208	38587	19579109	2452026	17127083	19769984	17114
150766	21362	335265	58003	277262	346428	17115
17107673	45520	71166480	5632906	65533574	72555491	1712
695760	354	3326774	291217	3035557	3863386	17121
13216550	42790	56054452	3967790	52086662	56342897	17122
1848229		7223259	1000114	6223145	7550728	17123
1345679	2376	4547399	373261	4174138	4791733	17124
1455		14596	524	14072	6747	17125
7382284	153030	15258356	2534731	12723625	16281403	1713
1708981	135565	6315759	657854	5657905	7178125	17131
2080579	17465	6057618	999546	5058072	6215465	17132
185739		840453	22148	818305	872017	17133
47598		243383	59777	183606	210251	17134
3359387		1801143	795406	1005737	1805545	17139
3831524	42574	14800211	1461737	13338474	15272530	172
3473604	38734	10765821	1161674	9604147	10912641	1721
1786846	1613	5876786	546324	5330462	5882987	17211
1686758	37121	4889035	615350	4273685	5029654	17212
95037	2420	2184985	55879	2129106	2224025	1722
66332	20	241340	34538	206802	264996	17221
28705	2400	1943645	21341	1922304	1959029	17222
44787		628684	53193	575491	642035	1723
6337		115084	8986	106098	116809	17231
38450		513600	44207	469393	525226	17234
218096	1420	1220721	190991	1029730	1493829	1729
44237	1350	211974	37794	174180	230071	17291
						17293
173859	70	1008747	153197	855550	1263758	17299
2301767	933	8706668	613486	8093182	8766570	173
2301767	933	8706668	613486	8093182	8766570	1730
732841	933	4572493	272941	4299552	4589753	17301
102121		376769	49359	327410	373153	17302
1094931		2443382	115922	2327460	2539003	17303
299908		1047100	148822	898278	984238	17304
71966		266924	26442	240482	280423	17309
15359280	74793	33104425	2244430	30859995	32329714	18
15359280	74793	33104425	2244430	30859995	32329714	181 & 182 1810 & 1820
15359280	74793	33104425	2244430	30859995	32329714	1820
349857	620	1706603	113375	1593228	1685822	18101
63754		71467	8817	62650	71745	18102
1083210		3796546	154252	3642294	3682240	18103
1223101		3168137	192601	2975536	3169618	18104
766530		1740890	111884	1629006	1656337	18105
8836752	1131	12679409	794013	11885396	12571610	18106
3013008	36987	9832053	858455	8973598	9380081	18107 18109 & 18201
23068	36055	109320	11033	98287	112261	18201
2191585	815	7608598	305821	7302777	8144737	19
1441767	578	3504717	197402	3307315	3574181	191
1273183	578	2740457	161552	2578905	2870806	1911
933521		1933466	121397	1812069	2050222	19111
247469	420	505931	19425	486506	515252	19113 19114 & 19115
92193	158	301060	20730	280330	305332	19115
168584		764260	35850	728410	703375	1912
168584		764260	35850	728410	703375	19120
749818	237	4103881	108419	3995462	4570556	192
749818	237	4103881	108419	3995462	4570556	1920 19201 & 19202 & 19204
749818	237	4103881	108419	3995462	4570556	19204

TABLE - 10.0

CENSUS VALUE ADDED

PAKISTAN
2005-06
Values in '000' Rs

Industry Code	Industry Major Groups & Industries	No. of reporting establishments	Census value added at producer prices	Census value added at market prices	Net Indirect taxes	Census value added at factor cost
1	2	3	4	5	6	7
20	WOOD & WOOD PRODUCTS	62	5904637	6015104	144551	5870553
201	Sawmilling & planing of wood	5	135023	146021	12687	133334
2010	Sawmilling & planing of wood	5	135023	146021	12687	133334
20101 & 20102 &	Sawmilling or chipping of wood Shaping of wood					
20103	Treating wood with preservatives	5	135023	146021	12687	133334
202	Products of wood	57	5769614	5869083	131864	5737219
2021	Plywood, panels & boards	52	5762353	5861331	131340	5729991
20211	Panels & boards	45	5713328	5801116	106549	5694567
20212	Veneer sheets; plywood; densified wood	7	49025	60215	24791	35424
2023 & 2029	Wooden containers Other products of wood	5	7261	7752	524	7228
20231 & 20291 & 20293	Wooden containers Other products of wood Repair of wooden products n.e.c	5	7261	7752	524	7228
21	PAPER & PAPER PRODUCTS	133	27409205	30843215	4791218	26051997
210	Paper & paper products	133	27409205	30843215	4791218	26051997
2101	Pulp, paper & paperboard	44	22647405	24482327	3100461	21381866
21012	Paper and paperboard	6	9803554	9976695	1342601	8634094
21013 & 21014	Tissue / uncoated paper & paperboard Other uncoated paper & paperboard	16	585694	625788	32071	593717
21016 & 21017	Processing of paper & paperboard Waste & scrap of paper & board	22	12258157	13879844	1725789	12154055
2102	Containers of paper & paperboard	73	4517011	6034009	1584238	4449771
21021 & 21029	Containers of paper & paperboard Containers of paper & board n.e.c	73	4517011	6034009	1584238	4449771
2109	Other articles of paper&paperboard	16	244789	326879	106519	220360
21091	Household & toilet paper products	9	64098	89797	40053	49744
21092 & 21093	Paper stationery Wallpaper	3	24200	66636	42755	23881
21099	Other articles of paper n.e.c	4	156491	170446	23711	146735
22	PUBLISHING, PRINTING & REPRODUCTION	47	3574652	4046543	632730	3413813
221	Publishing	16	588669	673981	113237	560744
2211 & 2212	Printing & publication of books etc Publishing of newspapers & journals	13	389551	396639	33819	362820
2213 & 2219	Publishing of music Other publishing	3	199118	277342	79418	197924
222	Printing	31	2985983	3372562	519493	2853069
2221	Printing	8	1538634	1618260	165223	1453037
2222	Service activities of printing	23	1447349	1754302	354270	1400032
23	PETROLEUM	30	55698787	72874485	24787303	48087182
232	Refined petroleum products	30	55698787	72874485	24787303	48087182
23201	Refined petroleum products	18	54061486	71035338	24561760	46473578
23202	Petroleum gases	7	1572178	1754837	195825	1559012
23203 & 23205	Other petroleum products Refined petroleum products n.e.c	5	65123	84310	29718	54592
24	CHEMICALS & CHEMICAL PRODUCTS	494	173771643	184425499	20327098	164098401
241	Basic chemicals	98	80298420	85651029	15123133	70527896
2411	Basic chemicals	63	14549194	16033552	1888648	14144904
24111	Industrial gases	11	749159	783040	-143233	926273
24112	Dyes & pigments	12	3530847	3880913	669392	3211521
24113	Inorganic acids & compounds	12	4970708	5611096	740389	4870707
24114	Chemical elements	11	2440723	2784148	411199	2372949
24115	Other basic inorganic chemicals n.e.c	6	351903	461999	125754	336245
24116	Other basic organic chemicals	8	2100146	2105323	61344	2043979
24117	Basic organic chemical products	3	405708	407033	23803	383230
2412	Fertilizers & Nitrogen compounds	16	58240966	60615573	11357130	49258443
24121 & 24129	Fertilizers & Nitrogen compounds Other fertilizers n.e.c.	16	58240966	60615573	11357130	49258443
2413	Plastics & synthetic rubber	19	7508260	9001904	1877355	7124549
24131	Plastics in primary forms	4	898463	1116290	249117	867173
24132	Other plastics in primary forms	8	6000511	7191751	1542824	5648927
24134	Synthetic rubber in primary forms	7	609286	693863	85414	608449
242 & 243	Other chemical products Man-made fibres	396	93473223	98774470	5203965	93570505
2421	Pesticides & agrochemical products	14	1132830	1170601	52459	1118142
24210	Pesticides & agrochemical products	14	1132830	1170601	52459	1118142
2422	Paints, varnishes, printing ink	27	5143576	5830453	746602	5083851

TABLE - 10.0

CENSUS VALUE ADDED

PAKISTAN
2005-06
Values in '000' Rs

Payments for non-industrial services	Receipts for non-industrial services	Contribution to GDP at factor cost	Consumption of fixed capital	Contribution to NDP at factor cost	Contribution to GDP at market prices	Industry Code
8	9	10	11	12	13	1
1364916	3327	4508964	133261	4375703	4653515	20
9432	1	123903	17508	106395	136590	201
9432	1	123903	17508	106395	136590	2010
						20101 &
						20102 &
9432	1	123903	17508	106395	136590	20103
1355484	3326	4385061	115753	4269308	4516925	202
1353313	3326	4380004	114838	4265166	4511344	2021
1346565	3244	4351246	102727	4248519	4457795	20211
6748	82	28758	12111	16647	53549	20212
						2023 &
2171		5057	915	4142	5581	2029
						20231 &
						20291 &
2171		5057	915	4142	5581	20293
3449393	86178	22688782	1603970	21084812	27480000	21
3449393	86178	22688782	1603970	21084812	27480000	210
2408197	53058	19026727	1164738	17861989	22127188	2101
1619324	26469	7041239	482900	6558339	8383840	21012
						21013 &
26936	120	566901	12383	554518	598972	21014
						21016 &
761937	26469	11418587	669455	10749132	13144376	21017
990721	32878	3491928	422460	3069468	5076166	2102
						21021 &
990721	32878	3491928	422460	3069468	5076166	21029
50475	242	170127	16772	153355	276646	2109
22429	242	27557	1566	25991	67610	21091
						21092 &
5756		18125	9120	9005	60880	21093
22290		124445	6086	118359	148156	21099
519877	5233	2899169	479521	2419648	3531899	22
126528	358	434574	126214	308360	547811	221
						2211 &
100274	358	262904	27580	235324	296723	2212
						2213 &
26254		171670	98634	73036	251088	2219
393349	4875	2464595	353307	2111288	2984088	222
66663	3885	1390259	212258	1178001	1555482	2221
326686	990	1074336	141049	933287	1428606	2222
4177789	274825	44184218	918215	43266003	68971521	23
4177789	274825	44184218	918215	43266003	68971521	232
3875718	242773	42840633	834032	42006601	67402393	23201
284458		1274554	76956	1197598	1470379	23202
						23203 &
17613	32052	69031	7227	61804	98749	23205
46206695	454658	118346364	9752097	108594267	138673462	24
15494565	340375	55373706	4477892	50895814	70496839	241
3250916	19691	10913679	938470	9975209	12802327	2411
132341	1021	794953	54706	740247	651720	24111
1174986		2036535	132449	1904086	2705927	24112
1103844	14533	3781396	350609	3430787	4521785	24113
549555	301	1823695	296637	1527058	2234894	24114
86896	96	249445	15448	233997	375199	24115
116810		1927169	72206	1854963	1988513	24116
86484	3740	300486	16415	284071	324289	24117
11013541	6192	38251094	3366011	34885083	49608224	2412
						24121 &
11013541	6192	38251094	3366011	34885083	49608224	24129
1230108	314492	6208933	173411	6035522	8086288	2413
194483	18150	690840	25521	665319	939957	24131
852445	296342	5092824	127835	4964989	6635648	24132
183180		425269	20055	405214	510683	24134
						242 &
30712130	114283	62972658	5274205	57698453	68176623	243
437649		680493	107475	573018	732952	2421
437649		680493	107475	573018	732952	24210
1778346	10577	3316082	131796	3184286	4062684	2422

TABLE - 10.0

CENSUS VALUE ADDED

PAKISTAN
2005-06
Values in '000' Rs

Industry Code	Industry Major Groups & Industries	No. of reporting establishments	Census value added at producer prices	Census value added at market prices	Net Indirect taxes	Census value added at factor cost
1	2	3	4	5	6	7
24221	Paints & varnishes of polymers	20	4685143	5308347	636207	4672140
24222	Other paints & varnishes etc	7	458433	522106	110395	411711
2423	Pharmaceuticals	228	49347641	50192704	1508367	48684337
24231	Basic pharmaceuticals	6	162415	162478	2630	159848
24233	Pharmaceutical preparations	186	46965967	47731984	1393454	46338530
24234 &	Other pharmaceutical preparations					
24235	Surgical instruments	12	979387	1057099	94208	962891
24239	Other pharmaceutical products n.e.c	24	1239872	1241143	18075	1223068
2424	Soaps & detergents	94	14699983	18142310	3984626	14157684
24243	Soaps & detergents	69	7344400	8839413	1616264	7223149
24244 &	Odiferous preparations and waxes					
24245 &	Agarbatti etc					
24246	Perfumes & toilet preparations	25	7355583	9302897	2368362	6934535
2429 &	Other chemical products					
2430	Man-made fibres	33	23149193	23438402	-1088089	24526491
24291	Explosives					
24292	Glues and gelatines	11	683985	785977	115625	670352
24293	Essential oils					
24296	Other chemical products	5	31878	32501	1252	31249
24297 &	Misc. other chemical products n.e.c					
24301	Synthetic fibre	17	22433330	22619924	-1204966	23824890
25	RUBBER & PLASTICS PRODUCTS	170	10599905	13642026	3339415	10302611
251	Rubber products	28	2319246	2959937	626914	2333023
2511	Rubber tyres & tubes; retreading	14	2066183	2691987	653609	2038378
25111 &	Rubber tyres & tubes					
25112	Retreading pneumatic rubber tyres	14	2066183	2691987	653609	2038378
2519	Other rubber products	14	253063	267950	-26695	294645
25191	Other rubber products	9	165417	166262	-42647	208909
25192 &	Vulcanised & hard rubber articles					
25199	Other rubber products n.e.c	5	87646	101688	15952	85736
252	Plastic products	142	8280659	10682089	2712501	7969588
2520	Plastic products	142	8280659	10682089	2712501	7969588
25201	Plastic plates, sheets & tubes	42	2671649	3260819	767266	2493553
25202	Packaging products of plastic	53	2785465	3699613	1028783	2670830
25203	Builders' ware plastic	9	175064	197175	28504	168671
25204	Other plastic products	38	2648481	3524482	887948	2636534
26	OTHER NON-METALLIC MINERAL PRODUCTS	482	81193107	93266968	26623180	66643788
261	Glass & glass products	34	5957122	7184081	1139853	6044228
2610	Glass & glass products	34	5957122	7184081	1139853	6044228
26101	Flat glass	5	448561	486326	-109164	595490
26102	Shaping & processing of flat glass	6	669880	809222	140808	668414
26103	Hollow glass	10	4461335	5454406	1034472	4419934
26104 &	Glass fibres					
26105	Other glass, processed	7	99011	118896	34281	84615
26106	Other glassware including bangles	6	278335	315231	39456	275775
269	Non-metallic mineral products n.e.c.	448	75235985	86082887	25483327	60599560
2691	Non-refractory ceramic ware	97	1110065	1200076	169647	1030429
26911	Ceramic household & ornaments	57	355556	379028	18775	360253
26912	Sanitary ceramic fixtures	36	201738	214873	15283	199590
26913	Ceramic insulators	4	552771	606175	135589	470586
2692	Refractory ceramic products	6	328725	346366	18716	327650
26920	Refractory ceramic products	6	328725	346366	18716	327650
2693	Structural clay & ceramic products	155	2615478	2840471	393853	2446618
26931	Ceramic tiles & flags	4	1389986	1614627	392487	1222140
26932	Construction products in baked clay	151	1225492	1225844	1366	1224478
2694	Cement, lime & plaster	30	66960771	77390472	24785757	52604715
26941	Cement	30	66960771	77390472	24785757	52604715
2695	Articles of concrete, cement & plaster	24	916722	940218	74081	866137
26951 &	Concrete products for construction					
26955	Articles of fibre cement	24	916722	940218	74081	866137
2696	Cutting, shaping & finishing of stone	132	3233424	3283363	26918	3256445
26960	Ornamental & building stone articles	132	3233424	3283363	26918	3256445
2699	Other non-metallic mineral products	4	70800	81921	14355	67566
26991 &	Abrasive products					
26992	Non-metallic mineral products n.e.c	4	70800	81921	14355	67566
27	BASIC METALS	291	44687246	49303094	8790997	40512097
271	Basic iron & steel	245	41384575	45073678	7833791	37239887
2711	Basic iron & steel	76	29441495	30831945	4894983	25936962
27111 &	Products of iron & steel					

TABLE - 10.0

CENSUS VALUE ADDED

PAKISTAN
2005-06
Values in '000' Rs

Industry Code	Industry Major Groups & Industries	No. of reporting establishments	Census value added at producer prices	Census value added at market prices	Net Indirect taxes	Census value added at factor cost
1	2	3	4	5	6	7
27112	Ferro alloys	8	21359215	21980184	4084355	17895829
27113	Ingots, billets	43	4732001	5103301	404118	4699183
27114 &	Stainless steel products					
27118 &	Hot-rolled rods & bars					
27119	Heavy sections of steel	25	3350279	3748460	406510	3341950
2712	Tubes and tube fittings	51	5905395	7150388	1758446	5391942
27121	Tubes & tube fittings of cast iron	13	1120230	1228657	181099	1047558
27122	Steel tubes & fittings	38	4785165	5921731	1577347	4344384
2713	Other first processed iron & steel	118	6037685	7091345	1180362	5910983
27131 &	Cold-drawn products					
27132	Cold-rolled narrow strip	47	2481470	3176528	807489	2369039
27133	Cold-formed / folded products of iron	68	3445149	3803751	368904	3434847
27134	Wires	3	111066	111066	3969	107097
272	Basic precious & non-ferrous metals	41	3048850	3852089	833651	3018438
2721 &	Basic precious metals					
2722	Aluminium & its products	25	1522727	1723358	211568	1511790
27211 &	Silver					
27221 &	Aluminium, unwrought; alumina					
27222	Semi-finished products of aluminium	22	1487521	1684314	207624	1476690
27229	Other aluminium products	3	35206	39044	3944	35100
2723	Lead, zinc, tin & products	3	489272	574066	89461	484605
27232	Lead, zinc, tin & their alloys	3	489272	574066	89461	484605
2724	Copper products	13	1036851	1554665	532622	1022043
27241 &	Copper, copper mattes					
27242	Semi-finished products of copper	13	1036851	1554665	532622	1022043
273	Casting of metals	5	253821	377327	123555	253772
2731	Casting of iron & steel	5	253821	377327	123555	253772
27311 &	Casting of iron					
27312	Casting of steel	5	253821	377327	123555	253772
28	FABRICATED METAL PRODUCTS	144	8990863	10684711	1991828	8692883
281	Structural metal products	27	747328	782986	53304	729682
2811	Structural metal products	12	351269	354596	6477	348119
28111	Metal structures & parts	8	229530	232446	4141	228305
28112 &	Repairs of metal structures					
28113 &	Builders' carpentry & joinery of metal					
28119	Other structural metal products	4	121739	122150	2336	119814
2812	Tanks & containers	15	396059	428390	46827	381563
28121	Tanks & containers	11	349332	376130	39982	336148
28122	Radiators & boilers	4	46727	52260	6845	45415
289	Other fabricated metal products	117	8243535	9901725	1938524	7963201
2892 &	Treating & coating of metals					
2893	Cutlery & general hardware	19	1727912	1989017	287261	1701756
28931 &	Cutlery					
28932	Hand tools	15	1711338	1962890	278361	1684529
28923 &	Mechanical engineering services					
28933 &	Locks & hinges					
28939	General hardware	4	16574	26127	8900	17227
2899	Other fabricated metal products n.e.c	98	6515623	7912708	1651263	6261445
28991	Steel drums & containers	9	175557	202379	27028	175351
28992	Light containers of metals	8	119353	123624	4393	119231
28993	Wire products	29	5591560	6900665	1558029	5342636
28994	Fasteners, chains, springs etc	6	328187	374052	45891	328161

Payments for non-industrial services	Receipts for non-industrial services	Contribution to GDP at factor cost	Consumption of fixed capital	Contribution to NDP at factor cost	Contribution to GDP at market prices	Industry Code
8	9	10	11	12	13	1
585878	92048	17401999	720910	16681089	21486354	27112
291157		4408026	22584	4385442	4812144	27113
						27114 &
						27118 &
76568	96	3265478	9901	3255577	3671988	27119
1022135	2913	4372720	310421	4062299	6131166	2712
39942		1007616	36739	970877	1188715	27121
982193	2913	3365104	273682	3091422	4942451	27122
867894	3071	5046160	121184	4924976	6226522	2713
						27131 &
349745		2019294	77162	1942132	2826783	27132
509144	2987	2928690	34481	2894209	3297594	27133
9005	84	98176	9541	88635	102145	27134
909956	3743	2112225	260458	1851767	2945876	272
						2721 &
761628	887	751049	166436	584613	962617	2722
						27211 &
						27221 &
759177	887	718400	165376	553024	926024	27222
2451		32649	1060	31589	36593	27229
55802		428803	53844	374959	518264	2723
55802		428803	53844	374959	518264	27232
92526	2856	932373	40178	892195	1464995	2724
						27241 &
92526	2856	932373	40178	892195	1464995	27242
93636	115	160251	11894	148357	283806	273
93636	115	160251	11894	148357	283806	2731
						27311 &
93636	115	160251	11894	148357	283806	27312
1276690	3239	7419432	240917	7178515	9411260	28
112668	544	617558	35652	581906	670862	281
31097		317022	10585	306437	323499	2811
29044		199261	9840	189421	203402	28111
						28112 &
						28113 &
2053		117761	745	117016	120097	28119
81571	544	300536	25067	275469	347363	2812
61864	544	274828	23350	251478	314810	28121
19707		25708	1717	23991	32553	28122
1164022	2695	6801874	205265	6596609	8740398	289
						2892 &
412570	652	1289838	33739	1256099	1577099	2893
						28931 &
410614	556	1274471	33599	1240872	1552832	28932
						28923 &
						28933 &
1956	96	15367	140	15227	24267	28939
751452	2043	5512036	171526	5340510	7163299	2899
8212	1071	168210	2391	165819	195238	28991
17861		101370	4915	96455	105763	28992
596100	612	4747148	143793	4603355	6305177	28993
16958		311203	7977	303226	357094	28994

Industry Code	Industry Major Groups & Industries	No. of reporting establishments	Census value added at producer prices	Census value added at market prices	Net Indirect taxes	Census value added at factor cost
1	2	3	4	5	6	7
28995 &	Swords, cutlasses & similar arms					
28996	Other fabricated metal products	43	212285	223307	15877	207430
28997	IMR of other metal products n.e.c	3	88681	88681	45	88636
29	MACHINERY & EQUIPMENT N.E.C.	372	20942521	22745171	2031714	20713457
291	General-purpose machinery	68	3084334	3303390	267166	3036224
2911	Engines & turbines	5	54240	54240	2310	51930
29111 &	Engines					
29112 &	Turbines					
29113	Parts of turbines	5	54240	54240	2310	51930
2912	Pumps, compressors, taps & valves	22	880371	904190	22668	881522
29121	Hydraulic/pneumatic power engine/motors	4	74599	90803	16887	73916
29122	Pumps for liquids	8	593355	599714	43320	556394
29123 &	Air or vacuum pumps					
29124 &	Taps, cocks & valves etc					
29125	IMR of pumps, taps & valves	10	212417	213673	-37539	251212
2913	Driving elements	6	593481	595681	9218	586463
29131 &	Driving elements					
29132	Parts of driving elements	6	593481	595681	9218	586463
2914	Ovens, furnaces & furnace burners	3	131165	131165	-1047	132212
29141	Ovens, furnaces & furnace burners	3	131165	131165	-1047	132212
2915 &	Lifting & handling equipment					
2919	Other general-purpose machinery	32	1425077	1618114	234017	1384097
29151 &	Lifting & handling equipment & Parts					
29191	Cooling & ventilation equipment	10	556856	647679	94608	553071
29192	Gas generators & filtering apparatus	5	192044	233891	65065	168826
29193 &	Packing, weighing & spraying machinery					
29195	Machinery for temperature treatment	6	600335	652740	52477	600263
29196	Parts of other general purpose machinery	8	69719	77501	20294	57207
29197 &	Dish washing machines					
29198 &	IMR of gen. purpose machinery					
29199	Other general purpose machinery	3	6123	6303	1573	4730
292	Special-purpose machinery	142	11729667	12284719	640458	11644261
2921	Agricultural & forestry machinery	90	6826412	7019108	212572	6806536
29211	Agricultural tractors	9	5069721	5077562	15736	5061826
29212	Agricultural & forestry machinery	17	52562	53028	2942	50086
29214	Harvesting machinery	27	336947	336947	404	336543
29215 &	Spraying machinery for agriculture					
29216	Self-loading/unloading agri. trailers	4	23203	24005	843	23162
29217 &	Other agricultural or forestry machines					
29218	IMR of agricultural machinery	33	1343979	1527566	192647	1334919
2922	Manufacture of machine tools	7	1558928	1671381	125283	1546098
29221	Portable hand-held power tools	4	1539854	1652266	125191	1527075
29222 &	Machine tools for working metals etc					
29224 &	Other machine tools for working metals					
29226	Welding tools & hot spraying machines	3	19074	19115	92	19023
2923 &	Machinery for metallurgy					
2924	Mining & quarrying machinery	5	135150	164773	30574	134199
29231 &	Machinery for metallurgy & parts					
29244 &	Foundry moulds forming machinery					
29246 &	Machinery parts for mining, quarrying					
29247	IMR of construction machinery	5	135150	164773	30574	134199
2925	Machinery for food & tobacco processing	12	2017723	2051614	77513	1974101
29251	Machinery for food & tobacco processing	12	2017723	2051614	77513	1974101
2926	Textile & leather production machinery	13	983964	1141043	158126	982917
29261	Spinning, weaving & knitting machinery	3	17931	17931	842	17089
29262	Other machinery for textile production	3	11405	11405	25	11380
29264	Parts of machinery for textile	3	7419	7419	150	7269
29265	Household sewing machines	4	947209	1104288	157109	947179
2927	Weapons & ammunition	10	153418	168151	21774	146377
29271	Weapons & ammunition & parts	10	153418	168151	21774	146377
2929	Other special-purpose machinery	5	54072	68649	14616	54033
29292 &	Printing & book-binding machinery					
29293 &	Misc. special purpose machinery					
29294 &	IMR of special purpose machinery n.e.c					
29299	Special-purpose machinery n.e.c	5	54072	68649	14616	54033
293	Domestic appliances n.e.c.	162	6128520	7157062	1124090	6032972
2930	Electric domestic appliances	162	6128520	7157062	1124090	6032972

TABLE - 10.0

CENSUS VALUE ADDED

PAKISTAN
2005-06
Values in '000' Rs

Payments for non-industrial services	Receipts for non-industrial services	Contribution to GDP at factor cost	Consumption of fixed capital	Contribution to NDP at factor cost	Contribution to GDP at market prices	Industry Code
8	9	10	11	12	13	1
						28995 &
54471	360	153319	8561	144758	169196	28996
57850		30786	3889	26897	30831	28997
						29
3982783	41781	16772455	650897	16121558	18804169	291
518604	4725	2522345	134537	2387808	2789511	2911
4401	720	48249	1818	46431	50559	29111 &
						29112 &
4401	720	48249	1818	46431	50559	29113
218081	3678	667119	69802	597317	689787	2912
19647		54269	3444	50825	71156	29121
156345	3678	403727	15723	388004	447047	29122
						29123 &
						29124 &
42089		209123	50635	158488	171584	29125
118807	303	467959	23504	444455	477177	2913
						29131 &
118807	303	467959	23504	444455	477177	29132
4898		127314	466	126848	126267	2914
4898		127314	466	126848	126267	29141
						2915 &
172417	24	1211704	38947	1172757	1445721	2919
						29151&
72814		480257	21655	458602	574865	29191
50600	24	118250	8872	109378	183315	29192
						29193 &
30176		570087	6474	563613	622564	29195
18268		38939	1946	36993	59233	29196
						29197 &
						29198 &
559		4171		4171	5744	29199
2037999	33337	9639599	275373	9364226	10280057	292
1572932	2075	5235679	147121	5088558	5448251	2921
1398854	1819	3664791	62061	3602730	3680527	29211
12888	180	37378	2296	35082	40320	29212
19216	42	317369	720	316649	317773	29214
						29215 &
3738	34	19458	111	19347	20301	29216
						29217 &
138236		1196683	81933	1114750	1389330	29218
80401		1465697	19484	1446213	1590980	2922
79277		1447798	18414	1429384	1572989	29221
						29222 &
						29224 &
1124		17899	1070	16829	17991	29226
						2923 &
18185	5029	121043	6895	114148	151617	2924
						29231 &
						29244 &
						29246 &
18185	5029	121043	6895	114148	151617	29247
165491	26233	1834843	72459	1762384	1912356	2925
165491	26233	1834843	72459	1762384	1912356	29251
161631		821286	12055	809231	979412	2926
8312		8777		8777	9619	29261
1729		9651		9651	9676	29262
1534		5735	374	5361	5885	29264
150056		797123	11681	785442	954232	29265
31212		115165	10876	104289	136939	2927
31212		115165	10876	104289	136939	29271
8147		45886	6483	39403	60502	2929
						29292 &
						29293 &
						29294 &
8147		45886	6483	39403	60502	29299
1426180	3719	4610511	240987	4369524	5734601	293
1426180	3719	4610511	240987	4369524	5734601	2930

TABLE - 10.0

CENSUS VALUE ADDED

PAKISTAN
2005-06
Values in '000' Rs

Industry Code	Industry Major Groups & Industries	No. of reporting establishments	Census value added at producer prices	Census value added at market prices	Net Indirect taxes	Census value added at factor cost
1	2	3	4	5	6	7
29301	Electric domestic appliances	125	5949643	6969893	1112426	5857467
29302	Other electric domestic appliances	8	64036	67395	4178	63217
29303	Parts of electric domestic appliances	19	60249	63832	4191	59641
29304 & 29305	IMR of professional electric appliances Non-electric domestic appliances	6	14757	15815	2446	13369
29306 & 29307	Parts of non-electric domestic appliances IMR of Industrial machinery	4	39835	40127	849	39278
31	ELECTRICAL MACHINERY & APPARATUS N.E.C	67	20188786	21746406	2798839	18947567
311	DC motors, generators & transformers	19	12360205	12759195	1435266	11323929
3110	DC motors, generators & transformers	19	12360205	12759195	1435266	11323929
31102 & 31103	Universal AC/DC motors & AC generators Electric generating sets & converters	5	7491945	7690258	198421	7491837
31104 & 31106	Electrical transformers Motors/generators/transformers parts	5	140997	153866	30753	123113
31107 & 31109	IMR of motors, gener. & transformers Elec. motors, gener. & transformers nec	9	4727263	4915071	1206092	3708979
312	Electricity distri. & control apparatus	12	138574	158803	21993	136810
3120	Electricity distri. & control apparatus	12	138574	158803	21993	136810
31201 & 31202	Control apparatus for > = 1000 V Control apparatus for < or = 1000 V	4	84264	93787	11011	82776
31203 & 31204	Electrical boards Parts of electricity control apparatus	8	54310	65016	10982	54034
313	Insulated wire & cables	7	4205224	4435676	293505	4142171
3130	Insulated wire & cables	7	4205224	4435676	293505	4142171
31301	Insulated wire and cable	7	4205224	4435676	293505	4142171
314	Accumulators, cells & batteries	10	1909098	2447377	621174	1826203
3140	Accumulators, cells & batteries	10	1909098	2447377	621174	1826203
31401	Primary cells & batteries & parts	10	1909098	2447377	621174	1826203
315	Electric lamps & lighting equipment	9	1338513	1701769	425261	1276508
3150	Electric lamps & lighting equipment	9	1338513	1701769	425261	1276508
31501	Electric lamps	4	1214585	1547027	415726	1131301
31502	Lamps lighting fittings					
31503	Other lamps & lighting fittings	5	123928	154742	9535	145207
319	Other electrical equipment n.e.c.	10	237172	243586	1640	241946
3190	Other electrical equipment n.e.c	10	237172	243586	1640	241946
31901	Ignition of other wiring sets					
31903	Other electrical equipment & parts	10	237172	243586	1640	241946
32	RADIO, TV & COMMUNICATION EQUIPMENT	14	3132388	3437299	276719	3160580
321	Electronic valves & tubes etc.	4	141477	152151	16198	135953
322	TV, radio & telegraphy apparatus	5	2512448	2722156	261009	2461147
323	Sound/video apparatus of TV & radio	5	478463	562992	-488	563480
33	MEDICAL & OPTICAL INSTRUMENTS	95	5226377	5489596	312567	5177029
331	Medical & measuring instruments	91	5152944	5415008	300002	5115006
3311	Medical/surgical/orthopaedic equipment	81	3455055	3494648	48906	3445742
3312	Measuring instruments & appliances	10	1697889	1920360	251096	1669264
332 & 333	Optical & photographic equipment Watches & clocks	4	73433	74588	12565	62023
34	MOTOR VEHICLES & TRAILERS	139	53875524	59149465	13246703	45902762
341	Motor vehicles	12	46055314	49580068	11136147	38443921
3410	Motor vehicles	12	46055314	49580068	11136147	38443921
34102	Internal engines for motor vehicles	6	42446007	45728726	9861530	35867196
34103 & 34104	Passenger cars, jeep etc Motor vehicles for transport of goods	6	3609307	3851342	1274617	2576725
342	Bodies for motor vehicles & trailers	4	233152	283549	53937	229612
3420	Bodies for motor vehicles & trailers	4	233152	283549	53937	229612
34201 & 34202 & 34204	Bodies for motor vehicles Bodies for trailer & semi-trailers Reconditioning of motor vehicles	4	233152	283549	53937	229612
343	Parts & accessories for motor vehicles	123	7587058	9285848	2056619	7229229
3430	Parts & accessories for motor vehicles	123	7587058	9285848	2056619	7229229
34301	Parts of engines	10	538141	686951	155179	531772
34302	Other parts for motor vehicles	85	5448019	6684360	1579026	5105334
34303 &	Safety seat belts, airbags etc					

Industry Code	Industry Major Groups & Industries	No. of reporting establishments	Census value added at producer prices	Census value added at market prices	Net Indirect taxes	Census value added at factor cost
1	2	3	4	5	6	7
34304	Assembly of motor vehicles parts n.e.c	18	1506610	1819101	318810	1500291
34305	MR of motor vehicles	10	94288	95436	3604	91832
35	OTHER TRANSPORT EQUIPMENT	47	16779577	19080144	3380127	15700017
351 &	Building & repair of ships & boats					
352 &	Railway locomotives & rolling stock					
353	Aircraft & spacecraft	3	5022793	5033558	311984	4721574
3511 &	Building & repair of ships					
3520 &	Railway locomotives & rolling stock					
3530	Aircraft and spacecraft	3	5022793	5033558	311984	4721574
35112 &	Building & repair of transport					
35201 &	Rail locomotives & locomotive tenders					
35309	MR & reconditioning of aircraft					
359	Other parts of aircraft and spacecraft	3	5022793	5033558	311984	4721574
3591	Motorcycles	34	10816205	13101097	2975752	10125345
35911	Motorcycles & three wheelers	17	10482791	12756371	2947503	9808868
35919	Other motor-cycle & parts	17	333414	344726	28249	316477
3592	Bicycles & invalid carriages	10	940579	945489	92391	853098
35922	Parts & accessories of bicycles etc	7	114666	119326	6635	112691
35929	Other cycles including tricycles	3	825913	826163	85756	740407
36	FURNITURE	130	5669940	5926017	88569	5837448
361	Furniture	38	362040	413638	88251	325387
3610	Furniture	38	362040	413638	88251	325387
36101	Furniture & fixtures made of wood etc	27	146422	156049	20083	135966
36102 &	Furniture & fixtures primarily of metal					
36103	Furniture & fixtures of plastics	7	60521	68044	20800	47244
36104	Coir foam mattresses & pillows etc	4	155097	189545	47368	142177
369	Manufacturing n.e.c	92	5307900	5512379	318	5512061
3691 &	Jewellery & related articles					
3692	Musical instruments	4	9462	9462	228	9234
36912 &	Jewellery & related articles					
36921	Musical instruments & parts	4	9462	9462	228	9234
3693 &	Sports goods					
3694	Games & toys	52	3906267	3938146	-202895	4141041
36931 &	Sports goods					
36939 &	Other sports & athletic goods n.e.c					
36941	Dolls & toys	52	3906267	3938146	-202895	4141041
3699	Other manufacturing n.e.c	36	1392171	1564771	202985	1361786
36992	Brooms & brushes	3	212652	267629	58971	208658
36994	Writing implements	8	699614	784001	82466	701535
36995	Umbrellas, walking-sticks & buttons	3	40790	41278	7098	34180
36998	Lighters, matches & liquid gas fuels	22	439115	471863	54450	417413
37	RECYCLING	30	274671	279245	18958	260287
37102	Shipbreaking services	30	274671	279245	18958	260287

TABLE - 10.0

CENSUS VALUE ADDED

PAKISTAN
2005-06

Values in '000' Rs

Payments for non-industrial services	Receipts for non-industrial services	Contribution to GDP at factor cost	Consumption of fixed capital	Contribution to NDP at factor cost	Contribution to GDP at market prices	Industry Code
8	9	10	11	12	13	1
214066	66312	1352537	66187	1286350	1671347	34304
16393		75439	3427	72012	79043	34305
5181500	1540	10520057	662694	9857363	13900184	35
582191		4139383	57126	4082257	4451367	351 & 352 & 353
582191		4139383	57126	4082257	4451367	3511 & 3520 & 3530
105622	582191		4139383	57126	4082257	35112 & 35201 & 35309
4538150	1540	5588735	588959	4999776	8564487	359
4490641	1540	5319767	570737	4749030	8267270	3591
47509		268968	18222	250746	297217	35919
61159		791939	16609	775330	884330	3592
5509		107182	5703	101479	113817	35922
55650		684757	10906	673851	770513	35929
1225405	422960	5035003	265665	4769338	5123572	36
44915	41492	321964	30943	291021	410215	361
44915	41492	321964	30943	291021	410215	3610
10677	13899	139188	1483	137705	159271	36101
9335		37909	3717	34192	58709	36102 & 36103
24903	27593	144867	25743	119124	192235	36104
1180490	381468	4713039	234722	4478317	4713357	369
1774		7460	380	7080	7688	3691 & 3692
1774		7460	380	7080	7688	36912 & 36921
778675	5306	3367672	128336	3239336	3164777	3693 & 3694
778675	5306	3367672	128336	3239336	3164777	36931 & 36939 & 36941
400041	376162	1337907	106006	1231901	1540892	3699
89578	368267	487347	15789	471558	546318	36992
196363	7200	512372	39021	473351	594838	36994
3323		30857	6552	24305	37955	36995
110777	695	307331	44644	262687	361781	36998
27867	3400	235820	3505	232315	254778	37
27867	3400	235820	3505	232315	254778	37102

TABLE - 11.0

CONTRIBUTION TO GDP

PAKISTAN

2005-06

Values in '000' Rs

Industry Code	Industry Major Groups & Industries	No. of reporting establishments	Contribution to GDP at market prices	Sales tax (net)	Contribution to GDP at producer prices	Import and excise duty	Other taxes on products paid
1	2	3	4	5	6	7	8
D	ALL INDUSTRIES	6417	1013014233	100867359	912146874	65887152	15892423
15	FOOD PRODUCTS & BEVERAGES	1860	186479439.4	23774054	162705385.4	7160740	541306
151	Meat, fruit, vegetables, oils & fats	686	69203142	3656663	65546479	3995314	434849
1511	Meat & meat products	3	736026	35840	700186		
15112 &	Processing of wool, hides & skins						
15115	Poultry and other slaughtering	3	736026	35840	700186		
1512	Fish & fish products	8	129091	6641	122450	20	
15121 &	Fish & fish products						
15123 &	Fish meal, inedible						
15124	Fish & fish products n.e.c	8	129091	6641	122450	20	
1513	Fruits, vegetables & edible nuts	24	2724115	641615	2082500	27949	643
15131 &	Processing of potatoes						
15132	Cooking of potatoes & products	3	32489	7335	25154		
15133	Fruit and vegetable juices	12	2570685	629976	1940709	25910	
15135 &	Processing of fruits, vegetables & nuts						
15136	Processing of vegetable residues	9	120941	4304	116637	2039	643
1514	Vegetable & animal oils & fats	651	65613910	2972567	62641343	3967345	434206
15141	Animal & vegetable, oils & fats, crude	6	109040	13704	95336		592
15142	Cotton ginning	540	27874231	203261	27670970	693790	114154
15143	Oil cake and other solid residues	10	343627	2902	340725	2271	2874
15144	Refined oils & fats	92	35264615	2731077	32533538	3271284	316586
15145 &	Vegetable waxes						
15149	Animal & vegetable oils & fats, n.e.c	3	2022397	21623	2000774		
152	Dairy products	47	19863930	1389864	18474066	562564	2381
1520	Dairy products	47	19863930	1389864	18474066	562564	2381
15201	Processed liquid milk & cream	9	5805614	14904	5790710	19728	
15202	Milk & cream in solid forms	9	4652781	387034	4265747	1000	
15203 &	Butter & ghee						
15204	Cheese & curd	5	2211947	222216	1989731	514979	
15205	Other dairy products	7	6401333	592393	5808940		2361
15206	Ice cream & other edible ice	17	792255	173317	618938	26857	20
153	Grain mill products & animal feed	901	23683301	463391	23219910	322970	26239
1531	Grain mill products	858	10858327	25516	10832811	32852	17213
15311	Rice Husking	315	1331430		1331430	11171	722
15312 &	Cereal & vegetable flour milling						
15313	Cereal grain products	524	9111480	25285	9086195	21557	16391
15314 &	Rice milling						
15319	Other grain milling n.e.c	19	415417	231	415186	124	100
1532	Starches & starch products	10	8059561	424730	7634831	191627	101
15322	Starches & starch products	10	8059561	424730	7634831	191627	101
1533	Animal feeds	33	4765413	13145	4752268	98491	8925
15331 &	Animal feeds						
15332	Lucerne (alfalfa) meal & pellets	33	4765413	13145	4752268	98491	8925
154	Other food products	190	60301702.4	15272989	45028713.4	134032	51689
1541	Bakery products	64	3542491	922528	2619963	4068	3244
15411	Bread, fresh pastry & cake	22	169341	11094	158247	717	704
15412	Rusks, biscuits	38	3059448	900318	2159130	3331	2540
15419	Other bakery products n.e.c	4	313702	11116	302586	20	
1542	Sugar	72	46117747.4	11105428	35012319.4	29889	48122
15421	Sugar	72	46117747.4	11105428	35012319.4	29889	48122
1543	Cocoa, chocolate & sugar confectionery	30	1445657	280336	1165321	35783	112
15432 &	Chocolate & sugar confectionery						
15439	Chocolate & sugar confectionery n.e.c	33	4765413	13145	4752268	98491	8925
1549	Other farinaceous products n.e.c.	24	9195807	2964697	6231110	64292	211
15491	Processing & blending of tea	11	5549072	2390294	3158778	64185	122
15493	Preparing homogenised & dietetic food	3	1941687	82486	1859201		89
15494	Condiments & seasonings	5	1665994	489290	1176704		
15495 &	Vegetable saps & extracts						
15499	Other food products n.e.c.	5	39054	2627	36427	107	
155	Beverages	36	13427364	2991147	10436217	2145860	26148
1551 &	Spirits; ethyl alcohol						
1553 &	Malt liquors & malt						
1554	Soft drinks; mineral water	36	13427364	2991147	10436217	2145860	26148
15510 &	Spirits; ethyl alcohol						
15532 &	Malt, whether or not roasted						
15541	Aerated drinks; mineral waters	13	946831	191387	755444	200890	25984
15542 &	Soft drinks						
15549	Other non-alcoholic beverages	23	12480533	2799760	9680773	1944970	31091
16	TOBACCO PRODUCTS	13	49973403	7635856	42337547	23607018	36183
17	MANUFACTURE OF TEXTILES	1329	227186056	3504265	223681791	2051568	427195
171	Textile spinning, weaving & finishing	1081	203146956	2913016	200233940	1909838	322347
1711	Spinning of textiles	504	114310062	806601	113503461	814052	158209
17111	Spinning of natural textile fibres	68	2878330	63626	2814704	22052	20213
17112	Spinning of man-made staple fibres	11	4944604	31162	4913442	81193	101
17113	Textile yarn & thread of natural fibres	313	86370716	573943	85796773	535934	109363

TABLE - 11.0

CONTRIBUTION TO GDP

PAKISTAN

2005-06

Values in '000' Rs

Subsidies on products	Contribution to GDP at basic prices	Provincial taxes	District taxes	Taxes on inputs separately paid	Contribution to GDP at factor cost	Industry Code
9	10	11	12	13	14	1
13395122	843762421	1358825	1162765	8949120	832291711	D
1144281	156147620.4	363011	145797	861376	154777436.4	15
644142	61760458	175973	40964	559482	60984039	151
	700186		6	2366	697814	1511
	700186		6	2366	697814	15112 &
	122430	139	946		121345	15115
						1512
	122430	139	946		121345	15121 &
						15123 &
1962	2055870	1459	1128	191719	1861564	15124
						1513
	25154	69	243		24842	15131 &
1962	1916761	1228	875	191719	1722939	15132
						15133
	113955	162	10		113783	15135 &
						15136
642180	58881972	174375	38884	365397	58303316	1514
	94744	693	194		93857	15141
50746	26913772	107346	19779	52448	26734199	15142
	335580	1761	783	569	332467	15143
591434	29537102	64510	11700	312380	29148512	15144
						15145 &
	2000774	65	6428		1994281	15149
427	17909548	4609	20751	14916	17869272	152
427	17909548	4609	20751	14916	17869272	1520
	5770982	122			5770860	15201
	4264747	103	441		4264203	15202
						15203 &
	1474752	774	20251	14916	1438811	15204
	5806579		20		5806559	15205
427	592488	3610	39		588839	15206
49637	22920338	90199	19321	59145	22751673	153
5409	10788155	56579	18526	13934	10699116	1531
10	1319547	10108	1618	602	1307219	15311
						15312 &
5323	9053570	45983	16727	13290	8977570	15313
						15314 &
76	415038	488	181	42	414327	15319
44228	7487331	27939	66	44122	7415204	1532
44228	7487331	27939	66	44122	7415204	15322
	4644852	5681	729	1089	4637353	1533
						15331 &
	4644852	5681	729	1089	4637353	15332
448997	45291989.4	79957	61502	209133	44941397.4	154
5463	2618114	1190	2691	7115	2607118	1541
	156826	394	198		156234	15411
5463	2158722	751	1879	7115	2148977	15412
	302566	45	614		301907	15419
427326	35361634.4	53218	48495	134647	35125274.4	1542
427326	35361634.4	53218	48495	134647	35125274.4	15421
12809	1142235	1906	137	1165	1139027	1543
						15432 &
	4644852	5681	729	1089	4637353	15439
3399	6170006	23643	10179	66206	6069978	1549
	3094471	3880	276	65307	3025008	15491
	1859112	20			1859092	15493
2798	1179502	19690	9898		1149914	15494
						15495 &
601	36921	53	5	899	35964	15499
1078	8265287	12273	3259	18700	8231055	155
						1551 &
						1553 &
1078	8265287	12273	3259	18700	8231055	1554
						15510 &
						15532 &
380	528950	3707	2765	11437	511041	15541
						15542 &
164	698	7736337	8566	494	7263	15549
2435	18696781	87794		230	18608757	16
2669632	223872660	385549	319350	293634	222874127	17
2250503	200252258	327305	285935	271770	199367248	171
958903	113490103	159526	198706	189459	112942412	1711
843	2773282	16937	22059	14965	2719321	17111
77357	4909505	4791	73	7008	4897633	17112
581268	85732744	101435	161637	58588	85411084	17113

TABLE - 11.0

CONTRIBUTION TO GDP

PAKISTAN

2005-06

Values in '000' Rs

Industry Code	Industry Major Groups & Industries	No. of reporting establishments	Contribution to GDP at market prices	Sales tax (net)	Contribution to GDP at producer prices	Import and excise duty	Other taxes on products paid
1	2	3	4	5	6	7	8
17114	Text. yarn & thread of MM staple fibres	101	19769984	128970	19641014	174615	28399
17115	Processing of textile waste	11	346428	8900	337528	258	133
1712	Textile fabrics	266	72555491	1089086	71466405	937533	155880
17121	Fabrics other than cotton	47	3863386	453643	3409743	286791	25829
17122	Cotton fabrics	130	56342897	378377	55964520	414915	38417
17123	Fabrics of man-made filaments	29	7550728	74993	7475735	177343	89931
17124	Pile fabrics, terry towelling etc	56	4791733	181654	4610079	58404	1703
17125	Weaving of fabrics on khadi / handloom	4	6747	419	6328	80	
1713	Finishing of textiles	311	16281403	1017329	15264074	158253	8258
17131	Finishing of textile fibres & yarn	129	7178125	896823	6281302	78114	969
17132	Bleaching & dyeing of fabrics	145	6215465	107145	6108320	43474	5713
17133	Printing services of fabrics	21	872017	1277	870740	36467	1576
17134	Finishing of textiles (khadi/handloom)	12	210251	10009	200242	198	
17139	Other textile finishing n.e.c.	4	1805545	2075	1803470		
172	Other textiles	140	15272530	407100	14865430	71766	79886
1721	Made-up textile articles, not apparel	73	10912641	140436	10772205	27668	76729
17211	Made-up textile articles for household	26	5882987	26337	5856650	23350	977
17212	Other made-up textile articles	47	5029654	114099	4915555	4318	75752
1722	Carpets & rugs	20	2224025	14821	2209204	18952	2111
17221	Carpets & rugs (other than by hand)	13	264996	14643	250353	5772	362
17222	Carpets & rugs (hand made)	7	1959029	178	1958851	13180	1749
1723	Cordage, rope, twine & netting	17	642035	11832	630203	1071	176
17231	Cordage, rope, twine & netting	3	116809	140	116669	917	12
17234	Embroidery & zari work by hand	14	525226	11692	513534	154	164
1729	Other textiles n.e.c.	30	1493829	240011	1253818	24075	870
17291	Narrow woven fabrics & embroidery	14	230071	6515	223556	10312	870
17293	Other made up textiles						
17299	Other textiles n.e.c.	16	1263758	233496	1030262	13763	
173	Knitted & crocheted fabrics & articles	108	8766570	184149	8582421	69964	24962
1730	Knitted & crocheted fabrics	108	8766570	184149	8582421	69964	24962
17301	Knitted & crocheted fabrics	28	4589753	40824	4548929	2230	2103
17302	Knitted/crocheted cotton text: articles	10	373153	205	372948	553	
17303	Knitted/crocheted woollen text: articles	48	2539003	96397	2442606	53515	8166
17304	Knitted/crocheted synthetic articles	16	984238	22647	961591	13666	12300
17309	Knitted/crocheted articles n.e.c	6	280423	24076	256347		2393
18	WEARING APPAREL	326	32329714	398078	31931636	111249	91103
181 & 182	Wearing apparel, except fur apparel						
182	Articles of fur	326	32329714	398078	31931636	111249	91103
1810 & 1820	Wearing apparel, except fur apparel						
1820	Articles of fur	326	32329714	398078	31931636	111249	91103
18101	Clothes of leather & substitutes	14	1685822	32723	1653099	18410	
18102	Workwear	6	71745	40	71705	55	83
18103	Outerwear	47	3682240	128344	3553896	31	21237
18104	Other outerwear	34	3169618	88797	3080821	476	2213
18105	Underwears	55	1656337	22505	1633832	2821	3659
18106	Babies' garments & clothing accessories	87	12571610	48629	12522981	36326	14471
18107	Clothing accessories of leather	74	9380081	74399	9305682	53130	49430
18109 & 18201	Wearing apparel & accessories n.e.c						
18201	Tanned or dressed furskins	9	112261	2641	109620		10
19	LEATHER PRODUCTS	142	8144737	519947	7624790	9515	23990
191	Tanning & dressing of leather	106	3574181	97513	3476668	9225	17730
1911	Tanning & dressing of leather	87	2870806	95444	2775362	8371	17512
19111	Tanning & dressing of leather	64	2050222	83248	1966974	7480	16973
19113	Tanning of sheep, goat leather	11	515252	8724	506528	548	
19114 & 19115	Tanning/dressing of other animal leather						
19115	Leather waste, dust, powder & flour	12	305332	3472	301860	343	539
1912	Luggage, saddlery & harness	19	703375	2069	701306	854	218
19120	Luggage, saddlery & harness	19	703375	2069	701306	854	218
192	Footwear	36	4570556	422434	4148122	290	6260
1920	Footwear	36	4570556	422434	4148122	290	6260
19201 & 19202 & 19204	Footwear						
19202 & 19204	Sports footwear						
19204	Parts of footwear	36	4570556	422434	4148122	290	6260
20	WOOD & WOOD PRODUCTS	62	4653515	110467	4543048	16841	966
201	Sawmilling & planing of wood	5	136590	10998	125592	267	
2010	Sawmilling & planing of wood	5	136590	10998	125592	267	
20101 & 20102 & 20103	Sawmilling or chipping of wood						
20102 & 20103	Shaping of wood						
20103	Treating wood with preservatives	5	136590	10998	125592	267	
202	Products of wood	57	4516925	99469	4417456	16574	966
2021	Plywood, panels & boards	52	4511344	98978	4412366	16574	960
20211	Panels & boards	45	4457795	87788	4370007	13376	960
20212	Veneer sheets; plywood; densified wood	7	53549	11190	42359	3198	
2023 &	Wooden containers						

TABLE - 11.0

CONTRIBUTION TO GDP

PAKISTAN

2005-06

Values in '000' Rs

Industry Code	Industry Major Groups & Industries	No. of reporting establishments	Contribution to GDP at market prices	Sales tax (net)	Contribution to GDP at producer prices	Import and excise duty	Other taxes on products paid
1	2	3	4	5	6	7	8
2029	Other products of wood	5	5581	491	5090		6
20231 &	Wooden containers						
20291 &	Other products of wood						
20293	Repair of wooden products n.e.c	5	5581	491	5090		6
21	PAPER & PAPER PRODUCTS	133	27480000	3434010	24045990	1313172	3696
210	Paper & paper products	133	27480000	3434010	24045990	1313172	3696
2101	Pulp, paper & paperboard	44	22127188	1834922	20292266	1239498	577
21012	Paper and paperboard	6	8383840	173141	8210699	1165466	25
21013 &	Tissue / uncoated paper & paperboard						
21014	Other uncoated paper & paperboard	16	598972	40094	558878	1167	
21016 &	Processing of paper & paperboard						
21017	Waste & scrap of paper & board	22	13144376	1621687	11522689	72865	552
2102	Containers of paper & paperboard	73	5076166	1516998	3559168	52004	1549
21021 &	Containers of paper & paperboard						
21029	Containers of paper & board n.e.c	73	5076166	1516998	3559168	52004	1549
2109	Other articles of paper&paperboard	16	276646	82090	194556	21670	1570
21091	Household & toilet paper products	9	67610	25699	41911	13682	10
21092 &	Paper stationery						
21093	Wallpaper	3	60880	42436	18444	2	
21099	Other articles of paper n.e.c	4	148156	13955	134201	7986	1560
22	PUBLISHING, PRINTING & REPRODUCTION	47	3531899	471891	3060008	152914	1791
221	Publishing	16	547811	85312	462499	24664	1791
2211 &	Printing & publication of books etc						
2212	Publishing of newspapers & journals	13	296723	7088	289635	24664	1791
2213 &	Publishing of music						
2219	Other publishing	3	251088	78224	172864		
222	Printing	31	2984088	386579	2597509	128250	
2221	Printing	8	1555482	79626	1475856	84549	
2222	Service activities of printing	23	1428606	306953	1121653	43701	
23	PETROLEUM	30	68971521	17175698	51795823	3196004	5245496
232	Refined petroleum products	30	68971521	17175698	51795823	3196004	5245496
23201	Refined petroleum products	18	67402393	16973852	50428541	3187058	5232932
23202	Petroleum gases	7	1470379	182659	1287720	3383	12564
23203 &	Other petroleum products						
23205	Refined petroleum products n.e.c	5	98749	19187	79562	5563	
24	CHEMICALS & CHEMICAL PRODUCTS	494	138673462	10653856	128019606	3650274	8112250
241	Basic chemicals	98	70496839	5352609	65144230	2189524	8094595
2411	Basic chemicals	63	12802327	1484358	11317969	549622	10513
24111	Industrial gases	11	651720	33881	617839		14
24112	Dyes & pigments	12	2705927	350066	2355861	314008	
24113	Inorganic acids & compounds	12	4521785	640388	3881397	93974	3330
24114	Chemical elements	11	2234894	343425	1891469	53587	88
24115	Other basic inorganic chemicals n.e.c	6	375199	110096	265103	23	2047
24116	Other basic organic chemicals	8	1988513	5177	1983336	74684	20
24117	Basic organic chemical products	3	324289	1325	322964	13346	5014
2412	Fertilizers & Nitrogen compounds	16	49608224	2374607	47233617	1613365	8081725
24121 &	Fertilizers & Nitrogen compounds						
24129	Other fertilizers n.e.c.	16	49608224	2374607	47233617	1613365	8081725
2413	Plastics & synthetic rubber	19	8086288	1493644	6592644	26537	2357
24131	Plastics in primary forms	4	939957	217827	722130	26484	2267
24132	Other plastics in primary forms	8	6635648	1191240	5444408	53	50
24134	Synthetic rubber in primary forms	7	510683	84577	426106		40
242 &	Other chemical products						
243	Man-made fibres	396	68176623	5301247	62875376	1460750	17655
2421	Pesticides & agrochemical products	14	732952	37771	695181	3623	
24210	Pesticides & agrochemical products	14	732952	37771	695181	3623	
2422	Paints, varnishes, printing ink	27	4062684	686877	3375807	53220	2253
24221	Paints & varnishes of polymers	20	3668794	623204	3045590	9653	2253
24222	Other paints & varnishes etc	7	393890	63673	330217	43567	
2423	Pharmaceuticals	228	34155425	845063	33310362	754802	13172
24231	Basic pharmaceuticals	6	66351	63	66288	1743	
24233	Pharmaceutical preparations	186	32486066	766017	31720049	729665	12322
24234 &	Other pharmaceutical preparations						
24235	Surgical instruments	12	763639	77712	685927	13221	221
24239	Other pharmaceutical products n.e.c	24	839369	1271	838098	10173	629
2424	Soaps & detergents	94	12246180	3442327	8803853	623342	1442
24243	Soaps & detergents	69	6480632	1495013	4985619	88825	858
24244 &	Odiferous preparations and waxes						
24245 &	Agarbatti etc						
24246	Perfumes & toilet preparations	25	5765548	1947314	3818234	534517	584
2429 &	Other chemical products						
2430	Man-made fibres	33	16979382	289209	16690173	25763	788
24291	Explosives						

TABLE - 11.0

CONTRIBUTION TO GDP

PAKISTAN
2005-06

Values in '000' Rs

Subsidies on products	Contribution to GDP at basic prices	Provincial taxes	District taxes	Taxes on inputs separately paid	Contribution to GDP at factor cost	Industry Code
9	10	11	12	13	14	1
	5084	4	10	13	5057	2029 20231 & 20291 & 20293
	5084	4	10	13	5057	20293
13056	22742178	15048	2129	36219	22688782	21
13056	22742178	15048	2129	36219	22688782	210
12741	19064932	1397	854	35954	19026727	2101
	7045208	59		3910	7041239	21012 21013 & 21014 21016 & 21017
12243	569954	73	170	2810	566901	21021 & 21029
498	11449770	1265	684	29234	11418587	21091
315	3505930	13418	562	22	3491928	21092 & 21093 21099
315	3505930	13418	562	22	3491928	21099
	171316	233	713	243	170127	21099 & 21099
	28219	117	463	82	27557	21099
	18442	67	250		18125	21099
	124655	49		161	124445	21099
	2905303	2729	1409	1996	2899169	22
	436044	168	126	1176	434574	221 2211 & 2212 2213 & 2219 222 2221 2222
	263180	154	121	1	262904	2222
	172864	14	5	1175	171670	2222
	2469259	2561	1283	820	2464595	2222
	1391307	1047	1		1390259	2222
	1077952	1514	1282	820	1074336	2222
855859	44210182	2887	21537	1540	44184218	23
855859	44210182	2887	21537	1540	44184218	232
850749	42859300	1650	17017		42840633	23201
4459	1276232	1227	451		1274554	23202 23203 & 23205
651	74650	10	4069	1540	69031	23205
4864309	121121391	76274	334980	2363773	118346364	24
3106729	57966840	17686	256847	2318601	55373706	241
209503	10967337	10251	27888	15519	10913679	2411
177472	795297	19	319	6	794953	24111
4620	2046473	1805	8108	25	2036535	24112
3500	3787593	3358	2439	400	3781396	24113
	1837794	235	2451	11413	1823695	24114
25	263058	61	13552		249445	24115
19809	1928441	1253	19		1927169	24116
4077	308681	3520	1000	3675	300486	24117
2889826	40428353	4423	226678	1946158	38251094	2412 24121 & 24129
2889826	40428353	4423	226678	1946158	38251094	24129
7400	6571150	3012	2281	356924	6208933	2413
7400	700779	2017	2000	5922	690840	24131
	5444305	459	20	351002	5092824	24132
	426066	536	261		425269	24134 242 & 243 2421 24210 2422 24221 24222
1757580	63154551	58588	78133	45172	62972658	2423 2424 24243 & 24245 & 24246 2429 & 2430 24291
	691558	40	7034	3991	680493	2421
	691558	40	7034	3991	680493	24210
13092	3333426	1777	9834	5733	3316082	2422
13092	3046776	1731	9790	2668	3032587	24221
	286650	46	44	3065	283495	24222
214350	32756738	49858	42553	17269	32647058	2423
	64545	10	55	759	63721	24231
214195	31192257	43871	41770	14004	31092612	24233 24234 & 24235 24239
	672485	888	381	1785	669431	2424
155	827451	5089	347	721	821294	24243
119395	8298464	5056	16541	15313	8261554	24244 & 24245 & 24246 2429 & 2430 24291
10	4895946	2097	16265	13216	4864368	24246
119385	3402518	2959	276	2097	3397186	24246
1410743	18074365	1857	2171	2866	18067471	2429 & 2430 24291

TABLE - 11.0

CONTRIBUTION TO GDP

PAKISTAN

2005-06

Values in '000' Rs

Industry Code	Industry Major Groups & Industries	No. of reporting establishments	Contribution to GDP at market prices	Sales tax (net)	Contribution to GDP at producer prices	Import and excise duty	Other taxes on products paid
1	2	3	4	5	6	7	8
24292	Glues and gelatines	11	717054	101992	615062	8963	598
24293	Essential oils						
24296	Other chemical products	5	25719	623	25096		
24297 & 24301	Misc. other chemical products n.e.c Synthetic fibre	17	16236609	186594	16050015	16800	190
25	RUBBER & PLASTICS PRODUCTS	170	11462529	3042121	8420408	410135	27089
251	Rubber products	28	2442704	640691	1802013	2001	1851
2511	Rubber tyres & tubes; retreading	14	2228938	625804	1603134	2001	712
25111 & 25112	Rubber tyres & tubes Retreading pneumatic rubber tyres	14	2228938	625804	1603134	2001	712
2519	Other rubber products	14	213766	14887	198879		1139
25191	Other rubber products	9	134748	845	133903		1139
25192 & 25199	Vulcanised & hard rubber articles Other rubber products n.e.c	5	79018	14042	64976		
252	Plastic products	142	9019825	2401430	6618395	408134	25238
2520	Plastic products	142	9019825	2401430	6618395	408134	25238
25201	Plastic plates, sheets & tubes	42	2717704	589170	2128534	156073	16501
25202	Packaging products of plastic	53	3168997	914148	2254849	143397	887
25203	Builders' ware plastic	9	177692	22111	155581	11927	
25204	Other plastic products	38	2955432	876001	2079431	96737	7850
26	OTHER NON-METALLIC MINERAL PRODUCTS	482	85988525	12073861	73914664	13579792	234188
261	Glass & glass products	34	5574445	1226959	4347486	18063	335
2610	Glass & glass products	34	5574445	1226959	4347486	18063	335
26101	Flat glass	5	348430	37765	310665	3161	
26102	Shaping & processing of flat glass	6	644834	139342	505492	1253	
26103	Hollow glass	10	4248220	993071	3255149		
26104 & 26105	Glass fibres Other glass, processed	7	78228	19885	58343	11678	
26106	Other glassware including bangles	6	254733	36896	217837	1971	335
269	Non-metallic mineral products n.e.c.	448	80414080	10846902	69567178	13561729	233853
2691	Non-refractory ceramic ware	97	1010641	90011	920630	1875	2210
26911	Ceramic household & ornaments	57	333565	23472	310093	1870	1289
26912	Sanitary ceramic fixtures	36	154389	13135	141254	5	921
26913	Ceramic insulators	4	522687	53404	469283		
2692	Refractory ceramic products	6	95392	17641	77751		806
26920	Refractory ceramic products	6	95392	17641	77751		806
2693	Structural clay & ceramic products	155	2329540	224993	2104547	112903	54380
26931	Ceramic tiles & flags	4	1139084	224641	914443	112262	54380
26932	Construction products in baked clay	151	1190456	352	1190104	641	
2694	Cement, lime & plaster	30	73126104	10429701	62696403	13405899	148019
26941	Cement	30	73126104	10429701	62696403	13405899	148019
2695	Articles of concrete, cement & plaster	24	743085	23496	719589	31208	14124
26951 & 26955	Concrete products for construction Articles of fibre cement	24	743085	23496	719589	31208	14124
2696	Cutting, shaping & finishing of stone	132	3050240	49939	3000301	7098	14204
26960	Ornamental & building stone articles	132	3050240	49939	3000301	7098	14204
2699	Other non-metallic mineral products	4	59078	11121	47957	2746	110
26991 & 26992	Abrasive products Non-metallic mineral products n.e.c	4	59078	11121	47957	2746	110
27	BASIC METALS	291	45557856	4615848	40942008	564317	891656
271	Basic iron & steel	245	42328174	3689103	38639071	536207	889493
2711	Basic iron & steel	76	29970486	1390450	28580036	337953	767173
27111 & 27112	Products of iron & steel Ferro alloys	8	21486354	620969	20865385	303577	767050
27113	Ingots, billets	43	4812144	371300	4440844	34081	123
27114 & 27118 & 27119	Stainless steel products Hot-rolled rods & bars Heavy sections of steel	25	3671988	398181	3273807	295	
2712	Tubes and tube fittings	51	6131166	1244993	4886173	90799	120539
27121	Tubes & tube fittings of cast iron	13	1188715	108427	1080288	31	72453
27122	Steel tubes & fittings	38	4942451	1136566	3805885	90768	48086
2713	Other first processed iron & steel	118	6226522	1053660	5172862	107455	1781
27131 & 27132	Cold-drawn products Cold-rolled narrow strip	47	2826783	695058	2131725	102516	263
27133	Cold-formed / folded products of iron	68	3297594	358602	2938992	1051	1518
27134	Wires	3	102145		102145	3888	
272	Basic precious & non-ferrous metals	41	2945876	803239	2142637	28110	2163
2721 & 2722	Basic precious metals Aluminium & its products	25	962617	200631	761986	7732	545
27211 & 27221 & 27222	Silver Aluminium, unwrought; alumina Semi-finished products of aluminium	22	926024	196793	729231	7732	545
27229	Other aluminium products	3	36593	3838	32755		
2723	Lead, zinc, tin & products	3	518264	84794	433470	7960	

TABLE - 11.0

CONTRIBUTION TO GDP

PAKISTAN

2005-06

Values in '000' Rs

Subsidies on products	Contribution to GDP at basic prices	Provincial taxes	District taxes	Taxes on inputs separately paid	Contribution to GDP at factor cost	Industry Code
9	10	11	12	13	14	1
354	605855	311	1464	2651	601429	24292
	25096	124	440	65	24467	24293
1410389	17443414	1422	267	150	17441575	24296
232631	8215815	29588	23999	39114	8123114	24297 &
46034	1844195	20949	5801	1655	1815790	24301
60	1600481	20042	4930	180	1575329	25
						2511
60	1600481	20042	4930	180	1575329	25111 &
45974	243714	907	871	1475	240461	25112
45974	178738	832	511		177395	25119
						25192 &
	64976	75	360	1475	63066	25199
186597	6371620	8639	18198	37459	6307324	252
186597	6371620	8639	18198	37459	6307324	2520
2260	1958220	1544	313	5925	1950438	25201
69305	2179870	866	12393	26397	2140214	25202
5577	149231	43			149188	25203
109455	2084299	6186	5492	5137	2067484	25204
1322670	61423354	188695	24506	1844808	59365345	26
153077	4482165	800	3808	42965	4434592	261
153077	4482165	800	3808	42965	4434592	2610
150120	457624	30			457594	26101
	504239	198		15	504026	26102
	3255149	189	3772	37440	3213748	26103
						26104 &
2850	49515	48	20	5500	43947	26105
107	215638	335	16	10	215277	26106
1169593	56941189	187895	20698	1801843	54930753	269
14558	931103	1887	664	87558	840994	2691
14039	320973	1502	590	4091	314790	26911
166	140494	288	74	1026	139106	26912
353	469636	97		82441	387098	26913
	76945	39	18	212	76676	2692
	76945	39	18	212	76676	26920
10	1937274	156	1431		1935687	2693
	747801	3	1201		746597	26931
10	1189473	153	230		1189090	26932
1069199	50211684	162332	8725	1700280	48340347	2694
1069199	50211684	162332	8725	1700280	48340347	26941
10952	685209	3150	1962	11093	669004	2695
						26951 &
10952	685209	3150	1962	11093	669004	26955
74874	3053873	20148	7703	2700	3023322	2696
74874	3053873	20148	7703	2700	3023322	26960
	45101	183	195		44723	2699
						26991 &
	45101	183	195		44723	26992
26047	39512082	39727	123917	2581579	36766859	27
22748	37236119	36855	123302	2581579	34494383	271
3847	27478757	10161	12839	2380254	25075503	2711
						27111 &
	19794758	7508	6052	2379199	17401999	27112
3439	4410079	425	573	1055	4408026	27113
						27114 &
						27118 &
408	3273920	2228	6214		3265478	27119
17650	4692485	23074	103098	193593	4372720	2712
	1007804	163	25		1007616	27121
17650	3684681	22911	103073	193593	3365104	27122
1251	5064877	3620	7365	7732	5046160	2713
						27131 &
	2028946	2477	1259	5916	2019294	27132
1251	2937674	1062	6106	1816	2928690	27133
	98257	81			98176	27134
3299	2115663	2870	568		2112225	272
						2721 &
	753709	2111	549		751049	2722
						27211 &
						27221 &
	720954	2074	480		718400	27222
	32755	37	69		32649	27229
3299	428809	6			428803	2723

TABLE - 11.0

CONTRIBUTION TO GDP

PAKISTAN
2005-06

Values in '000' Rs

Industry Code	Industry Major Groups & Industries	No. of reporting establishments	Contribution to GDP at market prices	Sales tax (net)	Contribution to GDP at producer prices	Import and excise duty	Other taxes on products paid
1	2	3	4	5	6	7	8
27232	Lead, zinc, tin & their alloys	3	518264	84794	433470	7960	
2724	Copper products	13	1464995	517814	947181	12418	1618
27241 &	Copper, copper mattes						
27242	Semi-finished products of copper	13	1464995	517814	947181	12418	1618
273	Casting of metals	5	283806	123506	160300		
2731	Casting of iron & steel	5	283806	123506	160300		
27311 &	Casting of iron						
27312	Casting of steel	5	283806	123506	160300		
28	FABRICATED METAL PRODUCTS	144	9411260	1693848	7717412	302634	2275
281	Structural metal products	27	670862	35658	635204	17883	
2811	Structural metal products	12	323499	3327	320172	2796	
28111	Metal structures & parts	8	203402	2916	200486	1116	
28112 &	Repairs of metal structures						
28113 &	Builders' carpentry & joinery of metal						
28119	Other structural metal products	4	120097	411	119686	1680	
2812	Tanks & containers	15	347363	32331	315032	15087	
28121	Tanks & containers	11	314810	26798	288012	13860	
28122	Radiators & boilers	4	32553	5533	27020	1227	
289	Other fabricated metal products	117	8740398	1658190	7082208	284751	2275
2892 &	Treating & coating of metals						
2893	Cutlery & general hardware	19	1577099	261105	1315994	41117	311
28931 &	Cutlery						
28932	Hand tools	15	1552832	251552	1301280	41117	311
28923 &	Mechanical engineering services						
28933 &	Locks & hinges						
28939	General hardware	4	24267	9553	14714		
2899	Other fabricated metal products n.e.c	98	7163299	1397085	5766214	243634	1964
28991	Steel drums & containers	9	195238	26822	168416		
28992	Light containers of metals	8	105763	4271	101492	12	
28993	Wire products	29	6305177	1309105	4996072	242692	1451
28994	Fasteners, chains, springs etc	6	357094	45865	311229		
28995 &	Swords, cutlasses & similar arms						
28996	Other fabricated metal products	43	169196	11022	158174	910	513
28997	IMR of other metal products n.e.c	3	30831		30831	20	
29	MACHINERY & EQUIPMENT N.E.C.	372	18804169	1802650	17001519	284450	18670
291	General-purpose machinery	68	2789511	219056	2570455	127406	509
2911	Engines & turbines	5	50559		50559	2020	
29111 &	Engines						
29112 &	Turbines						
29113	Parts of turbines	5	50559		50559	2020	
2912	Pumps, compressors, taps & valves	22	689787	23819	665968	39599	146
29121	Hydraulic/pneumatic power engine/motors	4	71156	16204	54952	3	27
29122	Pumps for liquids	8	447047	6359	440688	34345	
29123 &	Air or vacuum pumps						
29124 &	Taps, cocks & valves etc						
29125	IMR of pumps, taps & valves	10	171584	1256	170328	5251	119
2913	Driving elements	6	477177	2200	474977	6720	
29131 &	Driving elements						
29132	Parts of driving elements	6	477177	2200	474977	6720	
2914	Ovens, furnaces & furnace burners	3	126267		126267		
29141	Ovens, furnaces & furnace burners	3	126267		126267		
2915 &	Lifting & handling equipment						
2919	Other general-purpose machinery	32	1445721	193037	1252684	79067	363
29151 &	Lifting & handling equipment & Parts						
29191	Cooling & ventilation equipment	10	574865	90823	484042	38176	
29192	Gas generators & filtering apparatus	5	183315	41847	141468	28758	
29193 &	Packing, weighing & spraying machinery						
29195	Machinery for temperature treatment	6	622564	52405	570159		
29196	Parts of other general purpose machinery	8	59233	7782	51451	12107	363
29197 &	Dish washing machines						
29198 &	IMR of gen. purpose machinery						
29199	Other general purpose machinery	3	5744	180	5564	26	
292	Special-purpose machinery	142	10280057	555052	9725005	71339	15685
2921	Agricultural & forestry machinery	90	5448251	192696	5255555	10042	6973
29211	Agricultural tractors	9	3680527	7841	3672686	7544	

TABLE - 11.0

CONTRIBUTION TO GDP

PAKISTAN

2005-06

Values in '000' Rs

Subsidies on products	Contribution to GDP at basic prices	Provincial taxes	District taxes	Taxes on inputs separately paid	Contribution to GDP at factor cost	Industry Code
9	10	11	12	13	14	1
3299	428809	6			428803	27232
	933145	753	19		932373	2724
	933145	753	19		932373	27241 & 27242
	160300	2	47		160251	273
	160300	2	47		160251	2731
	160300	2	47		160251	27311 & 27312
18297	7430800	5334	2135	3899	7419432	28
2393	619714	209	1204	743	617558	281
	317376	98	38	218	317022	2811
	199370	71	38		199261	28111
	118006	27		218	117761	28112 & 28113 & 28119
2393	302338	111	1166	525	300536	2812
2393	276545	101	1091	525	274828	28121
	25793	10	75		25708	28122
15904	6811086	5125	931	3156	6801874	289
15486	1290052	183	26	5	1289838	2892 & 2893
14785	1274637	135	26	5	1274471	28931 & 28932
						28923 & 28933 & 28939
701	15415	48			15367	2899
418	5521034	4942	905	3151	5512036	28991
354	168770		550	10	168210	28992
	101480	100	10		101370	28993
	4751929	4450	320	11	4747148	28994
	311229	11		15	311203	28995 & 28996
64	156815	356	25	3115	153319	28997
	30811	25			30786	29
100469	16798868	9490	6755	10168	16772455	291
88363	2530903	3886	1682	2990	2522345	2911
	48539	203	87		48249	29111 & 29112 & 29113
	48539	203	87		48249	2912
45973	672196	3091	336	1650	667119	29121
	54922	397	256		54269	29122
	406343	2591	25		403727	29123 & 29124 & 29125
45973	210931	103	55	1650	209123	2913
	468257	228	70		467959	29131 & 29132
	468257	228	70		467959	2914
1062	127329	15			127314	29141
1062	127329	15			127314	2915 & 2919
41328	1214582	349	1189	1340	1211704	29151 & 29191
34586	480452	18	177		480257	29192
5680	118390	115	25		118250	29193 & 29195
1062	571221	149	985		570087	29196
	38981	40	2		38939	29197 & 29198 & 29199
	5538	27		1340	4171	292
8130	9646111	2599	3595	318	9639599	2921
	5238540	1510	1306	45	5235679	29211
	3665142	117	234		3664791	

TABLE - 11.0

CONTRIBUTION TO GDP

PAKISTAN

2005-06

Values in '000' Rs

Industry Code	Industry Major Groups & Industries	No. of reporting establishments	Contribution to GDP at market prices	Sales tax (net)	Contribution to GDP at producer prices	Import and excise duty	Other taxes on products paid
1	2	3	4	5	6	7	8
29212	Agricultural & forestry machinery	17	40320	466	39854	2283	25
29214	Harvesting machinery	27	317773		317773	188	40
29215 & 29216	Spraying machinery for agriculture						
29216	Self-loading/unloading agri. trailers	4	20301	802	19499	12	
29217 & 29218	Other agricultural or forestry machines						
29218	IMR of agricultural machinery	33	1389330	183587	1205743	15	6908
2922	Manufacture of machine tools	7	1590980	112453	1478527	12615	
29221	Portable hand-held power tools	4	1572989	112412	1460577	12615	
29222 & 29224 & 29226	Machine tools for working metals etc						
29224 & 29226	Other machine tools for working metals						
29226	Welding tools & hot spraying machines	3	17991	41	17950		
2923 & 2924	Machinery for metallurgy						
2924	Mining & quarrying machinery	5	151617	29623	121994	70	
29231 & 29244 & 29246 & 29247	Machinery for metallurgy & parts						
29244 & 29246 & 29247	Foundry moulds forming machinery						
29246 & 29247	Machinery parts for mining, quarrying						
29247	IMR of construction machinery	5	151617	29623	121994	70	
2925	Machinery for food & tobacco processing	12	1912356	33891	1878465	42008	8685
29251	Machinery for food & tobacco processing	12	1912356	33891	1878465	42008	8685
2926	Textile & leather production machinery	13	979412	157079	822333		23
29261	Spinning, weaving & knitting machinery	3	9619		9619		23
29262	Other machinery for textile production	3	9676		9676		
29264	Parts of machinery for textile	3	5885		5885		
29265	Household sewing machines	4	954232	157079	797153		
2927	Weapons & ammunition	10	136939	14733	122206	6604	
29271	Weapons & ammunition & parts	10	136939	14733	122206	6604	
2929	Other special-purpose machinery	5	60502	14577	45925		4
29292 & 29293 & 29294 & 29299	Printing & book-binding machinery						
29293 & 29294 & 29299	Misc. special purpose machinery						
29294 & 29299	IMR of special purpose machinery n.e.c						
29299	Special-purpose machinery n.e.c	5	60502	14577	45925		4
293	Domestic appliances n.e.c.	162	5734601	1028542	4706059	85705	2476
2930	Electric domestic appliances	162	5734601	1028542	4706059	85705	2476
29301	Electric domestic appliances	125	5576280	1020250	4556030	85705	2233
29302	Other electric domestic appliances	8	59660	3359	56301		
29303	Parts of electric domestic appliances	19	51727	3583	48144		243
29304 & 29305 & 29306 & 29307	IMR of professional electric appliances						
29305 & 29306 & 29307	Non-electric domestic appliances	6	12400	1058	11342		
29306 & 29307	Parts of non-electric domestic appliances						
29307	IMR of Industrial machinery	4	34534	292	34242		
31	ELECTRICAL MACHINERY & APPARATUS N.E.C	67	16196666	1557620	14639046	542398	3810
311	DC motors, generators & transformers	19	8877951	398990	8478961	312043	11
3110	DC motors, generators & transformers	19	8877951	398990	8478961	312043	11
31102 & 31103	Universal AC/DC motors & AC generators						
31103	Electric generating sets & converters	5	5727647	198313	5529334		11
31104 & 31106	Electrical transformers						
31106	Motors/generators/transformers parts	5	145593	12869	132724	14721	
31107 & 31109	IMR of motors, gener. & transformers						
31109	Elec. motors, gener. & transformers nec	9	3004711	187808	2816903	297322	
312	Electricity distri. & control apparatus	12	102601	20229	82372	1373	40
3120	Electricity distri. & control apparatus	12	102601	20229	82372	1373	40
31201 & 31202	Control apparatus for > = 1000 V						
31202	Control apparatus for < or = 1000 V	4	56052	9523	46529	1360	
31203 & 31204	Electrical boards						
31204	Parts of electricity control apparatus	8	46549	10706	35843	13	40
313	Insulated wire & cables	7	4007409	230452	3776957	60491	844
3130	Insulated wire & cables	7	4007409	230452	3776957	60491	844
31301	Insulated wire and cable	7	4007409	230452	3776957	60491	844
314	Accumulators, cells & batteries	10	1903476	538279	1365197	81320	1462
3140	Accumulators, cells & batteries	10	1903476	538279	1365197	81320	1462
31401	Primary cells & batteries & parts	10	1903476	538279	1365197	81320	1462
315	Electric lamps & lighting equipment	9	1130603	363256	767347	85298	230
3150	Electric lamps & lighting equipment	9	1130603	363256	767347	85298	230
31501	Electric lamps	4	1009724	332442	677282	83188	
31502	Lamps lighting fittings						
31503	Other lamps & lighting fittings	5	120879	30814	90065	2110	230
319	Other electrical equipment n.e.c.	10	174626	6414	168212	1873	1223
3190	Other electrical equipment n.e.c	10	174626	6414	168212	1873	1223
31901	Ignition of other wiring sets						
31903	Other electrical equipment & parts	10	174626	6414	168212	1873	1223
32	RADIO, TV & COMMUNICATION EQUIPMENT	14	3199085	304911	2894174	56160	41
321	Electronic valves & tubes etc.	4	118374	10674	107700	5664	

TABLE - 11.0

CONTRIBUTION TO GDP

PAKISTAN

2005-06

Values in '000' Rs

Subsidies on products	Contribution to GDP at basic prices	Provincial taxes	District taxes	Taxes on inputs separately paid	Contribution to GDP at factor cost	Industry Code
9	10	11	12	13	14	1
	37546	112	42	14	37378	29212
	317545	105	40	31	317369	29214
	19487	29			19458	29215 & 29216
	1198820	1147	990		1196683	29217 & 29218
	1465912	214	1		1465697	2922
	1447962	164			1447798	29221
	17950	50	1		17899	29222 & 29224 & 29226
203	122127	43	1035	6	121043	2923 & 2924
203	122127	43	1035	6	121043	29231 & 29244 & 29246 & 29247
7927	1835699	505	351		1834843	2925
7927	1835699	505	351		1834843	29251
	822310	212	797	15	821286	2926
	9596	39	780		8777	29261
	9676	15	10		9651	29262
	5885	133	2	15	5735	29264
	797153	25	5		797123	29265
	115602	95	90	252	115165	2927
	115602	95	90	252	115165	29271
	45921	20	15		45886	2929
	45921	20	15		45886	29292 & 29293 & 29294 & 29299
3976	4621854	3005	1478	6860	4610511	293
3976	4621854	3005	1478	6860	4610511	2930
3923	4472015	1905	734	5522	4463854	29301
	56301	509	310		55482	29302
53	47954	252	136	30	47536	29303
	11342	56	24	1308	9954	29304 & 29305
	34242	283	274		33685	29306 & 29307
41325	14134163	8174	532	727630	13397827	31
2882	8169789	246	40	726818	7442685	311
2882	8169789	246	40	726818	7442685	3110
	5529323	71	26		5529226	31102 & 31103
	118003	28		3135	114840	31104 & 31106
2882	2522463	147	14	723683	1798619	31107 & 31109
	80959	282	69		80608	312
	80959	282	69		80608	3120
	45169	83	45		45041	31201 & 31202
	35790	199	24		35567	31203 & 31204
683	3716305	2350	51		3713904	313
683	3716305	2350	51		3713904	3130
683	3716305	2350	51		3713904	31301
5134	1287549	4465	5	777	1282302	314
5134	1287549	4465	5	777	1282302	3140
5134	1287549	4465	5	777	1282302	31401
24022	705841	351	148		705342	315
24022	705841	351	148		705342	3150
	594094		96		593998	31501
						31502
24022	111747	351	52		111344	31503
8604	173720	480	219	35	172986	319
8604	173720	480	219	35	172986	3190
						31901
8604	173720	480	219	35	172986	31903
86161	2924134	1131	129	508	2922366	32
834	102870	115	129	450	102176	321

TABLE - 11.0

CONTRIBUTION TO GDP

PAKISTAN

2005-06

Values in '000' Rs

Industry Code	Industry Major Groups & Industries	No. of reporting establishments	Contribution to GDP at market prices	Sales tax (net)	Contribution to GDP at producer prices	Import and excise duty	Other taxes on products paid
1	2	3	4	5	6	7	8
322	TV, radio & telegraphy apparatus	5	2553438	209708	2343730	50377	
323	Sound/video apparatus of TV & radio	5	527273	84529	442744	119	41
33	MEDICAL & OPTICAL INSTRUMENTS	95	4568865	263219	4305646	56469	19564
331	Medical & measuring instruments	91	4518207	262064	4256143	53168	11927
3311	Medical/surgical/orthopaedic equipment	81	2780719	39593	2741126	25087	11927
3312	Measuring instruments & appliances	10	1737488	222471	1515017	28081	
332 & 333	Optical & photographic equipment Watches & clocks	4	50658	1155	49503	3301	7637
34	MOTOR VEHICLES & TRAILERS	139	51122998	5273941	45849057	7709603	187624
341	Motor vehicles	12	42777365	3524754	39252611	7424203	176987
3410	Motor vehicles	12	42777365	3524754	39252611	7424203	176987
34102	Internal engines for motor vehicles	6	39340364	3282719	36057645	6392302	176987
34103 & 34104	Motor vehicles for > or = 10 persons Motor vehicles for transport of goods	6	3437001	242035	3194966	1031901	
342	Bodies for motor vehicles & trailers	4	264789	50397	214392		2390
3420	Bodies for motor vehicles & trailers	4	264789	50397	214392		2390
34201 & 34202 & 34204	Bodies for motor vehicles Bodies for trailer & semi-trailers Reconditioning of motor vehicles	4	264789	50397	214392		2390
343	Parts & accessories for motor vehicles	123	8080844	1698790	6382054	285400	8247
3430	Parts & accessories for motor vehicles	123	8080844	1698790	6382054	285400	8247
34301	Parts of engines	10	544758	148810	395948	2374	2753
34302	Other parts for motor vehicles	85	5785696	1236341	4549355	282979	5414
34303 & 34304	Safety seat belts, airbags etc Assembly of motor vehicles parts n.e.c	18	1671347	312491	1358856	37	
34305	MR of motor vehicles	10	79043	1148	77895	10	80
35	OTHER TRANSPORT EQUIPMENT	47	13900184	2300567	11599617	1034713	1240
351 & 352 & 353	Building & repair of ships & boats Railway locomotives & rolling stock Aircraft & spacecraft	3	4451367	10765	4440602	301219	
3511 & 3520 & 3530	Building & repair of ships Railway locomotives & rolling stock Aircraft and spacecraft	3	4451367	10765	4440602	301219	
35112 & 35201 & 35309	Building & repair of transport Rail locomotives & locomotive tenders MR & reconditioning of aircraft	3	4451367	10765	4440602	301219	
359	Transports equipment n.e.c	44	9448817	2289802	7159015	733494	1240
3591	Motorcycles	34	8564487	2284892	6279595	647904	1211
35911	Motorcycles & three wheelers	17	8267270	2273580	5993690	643527	1020
35919	Other motor-cycle & parts	17	297217	11312	285905	4377	191
3592	Bicycles & invalid carriages	10	884330	4910	879420	85590	29
35922	Parts & accessories of bicycles etc	7	113817	4660	109157		29
35929	Other cycles including tricycles	3	770513	250	770263	85590	
36	FURNITURE	130	5123572	256077	4867495	65304	20340
361	Furniture	38	410215	51598	358617	37328	1195
3610	Furniture	38	410215	51598	358617	37328	1195
36101	Furniture & fixtures made of wood etc	27	159271	9627	149644	8645	778
36102 & 36103	Furniture & fixtures primarily of metal Furniture & fixtures of plastics	7	58709	7523	51186	16029	
36104	Coir foam mattresses & pillows etc	4	192235	34448	157787	12654	417
369	Manufacturing n.e.c	92	4713357	204479	4508878	27976	19145
3691 & 3692	Jewellery & related articles Musical instruments	4	7688		7688	15	129
36912 & 36921	Jewellery & related articles Musical instruments & parts	4	7688		7688	15	129
3693 & 3694	Sports goods Games & toys	52	3164777	31879	3132898	14040	9216
36931 & 36939 & 36941	Sports goods Other sports & athletic goods n.e.c Dolls & toys	52	3164777	31879	3132898	14040	9216
3699	Other manufacturing n.e.c	36	1540892	172600	1368292	13921	9800
36992	Brooms & brushes	3	546318	54977	491341	1608	
36994	Writing implements	8	594838	84387	510451	207	
36995	Umbrellas, walking-sticks & buttons	3	37955	488	37467	6496	
36998	Lighters, matches & liquid gas fuels	22	361781	32748	329033	5610	9800
37	RECYCLING	30	254778	4574	250204	11882	1950
37102	Shipbreaking services	30	254778	4574	250204	11882	1950

TABLE - 11.0

CONTRIBUTION TO GDP

PAKISTAN

2005-06

Values in '000' Rs

Subsidies on products	Contribution to GDP at basic prices	Provincial taxes	District taxes	Taxes on inputs separately paid	Contribution to GDP at factor cost	Industry Code
9	10	11	12	13	14	1
	2293353	924			2292429	322
85327	527911	92		58	527761	323
48618	4278231	4818	10493	6622	4256298	33
48618	4239666	4370	10469	6622	4218205	331
48618	2752730	4070	10225	6622	2731813	3311
	1486936	300	244		1486392	3312
	38565	448	24		38093	332 & 333
8664	37960494	22567	45806	15826	37876295	34
	31651421	9383	820		31641218	341
	31651421	9383	820		31641218	3410
	29488356	9367	155		29478834	34102
	2163065	16	665		2162384	34103 & 34104
	212002	733	417		210852	342
	212002	733	417		210852	3420
	212002	733	417		210852	34201 & 34202 & 34204
8664	6097071	12451	44569	15826	6024225	343
8664	6097071	12451	44569	15826	6024225	3430
	390821	6	508	728	389579	34301
8664	4269626	12134	37320	13502	4206670	34302
	1358819	242	6040		1352537	34303 & 34304
	77805	69	701	1596	75439	34305
27517	10591181	2902	2830	65392	10520057	35
	4139383				4139383	351 & 352 & 353
	4139383				4139383	3511 & 3520 & 3530
	4139383				4139383	35112 & 35201 & 35309
27517	6451798	2902	2830	65392	6380674	359
27423	5657903	2644	1132	65392	5588735	3591
27423	5376566	1576	887	54336	5319767	35911
	281337	1068	245	11056	268968	35919
94	793895	258	1698		791939	3592
4	109132	254	1696		107182	35922
90	684763	4	2		684757	35929
285508	5067359	8732	5550	18074	5035003	36
3208	323302	922	179	237	321964	361
3208	323302	922	179	237	321964	3610
	140221	773	154	106	139188	36101
	38002	23	25	45	37909	36102 & 36103
363	145079	126		86	144867	36104
282300	4744057	7810	5371	17837	4713039	369
	7544	1	83		7460	3691 & 3692
	7544	1	83		7460	36912 & 36921
275878	3385520	6637	3770	7441	3367672	3693 & 3694
	3385520	6637	3770	7441	3367672	3694
275878	3385520	6637	3770	7441	3367672	36941 & 36931 & 36939 &
6422	1350993	1172	1518	10396	1337907	3699
	489733	60	1054	1272	487347	36992
3000	513244	408	464		512372	36994
	30971	114			30857	36995
3422	317045	590		9124	307331	36998
6994	243366	2242	1950	3354	235820	37
6994	243366	2242	1950	3354	235820	37102

Industry Code	Industry Major Groups and Industries	No. of reporting establishments	Total net indirect taxes (Col 5 -12)	Indirect Taxes			
				Total (Col 6 to 11)	Import duty	Sales taxes (net)	Excise duty
1	2	3	4	5	6	7	8
D	ALL INDUSTRIES	6417	180722522	194117644	19668121	100867359	46219031
15	FOOD PRODUCTS & BEVERAGES	1860	31702003	32846284	3642058	23774054	3518682
151	Meat, fruit, vegetables, oils & fats	686	8219103	8863245	2900552	3656663	1094762
1511	Meat & meat products	3	38212	38212		35840	
15112 &	Processing of wool, hides & skins						
15115	Poultry and other slaughtering	3	38212	38212		35840	
1512	Fish & fish products	8	7746	7746		6641	20
15121 &	Fish & fish products						
15123 &	Fish meal, inedible						
15124	Fish & fish products n.e.c	8	7746	7746		6641	20
1513	Fruits, vegetables & edible nuts	24	862551	864513	27773	641615	176
15131 &	Processing of potatoes						
15132	Cooking of potatoes & products	3	7647	7647		7335	
15133	Fruit and vegetable juices	12	847746	849708	25860	629976	50
15135 &	Processing of fruits,vegetables & nuts						
15136	Processing of vegetable residues	9	7158	7158	1913	4304	126
1514	Vegetable & animal oils & fats	651	7310594	7952774	2872779	2972567	1094566
15141	Animal & vegetable, oils & fats, crude	6	15183	15183		13704	
15142	Cotton ginning	540	1140032	1190778	2527	203261	691263
15143	Oil cake and other solid residues	10	11160	11160	467	2902	1804
15144	Refined oils & fats	92	6116103	6707537	2869785	2731077	401499
15145 &	Vegetable waxes						
15149	Animal & vegetable oils & fats, n.e.c	3	28116	28116		21623	
152	Dairy products	47	1994658	1995085	384600	1389864	177964
1520	Dairy products	47	1994658	1995085	384600	1389864	177964
15201	Processed liquid milk & cream	9	34754	34754	140	14904	19588
15202	Milk & cream in solid forms	9	388578	388578	1000	387034	
15203 &	Butter & ghee						
15204	Cheese & curd	5	773136	773136	383460	222216	131519
15205	Other dairy products	7	594774	594774		592393	
15206	Ice cream & other edible ice	17	203416	203843		173317	26857
153	Grain mill products & animal feed	901	931628	981265	227887	463391	95083
1531	Grain mill products	858	159211	164620	6758	25516	26094
15311	Rice Husking	315	24211	24221	1975		9196
15312 &	Cereal & vegetable flour milling						
15313	Cereal grain products	524	133910	139233	4783	25285	16774
15314 &	Rice milling						
15319	Other grain milling n.e.c	19	1090	1166		231	124
1532	Starches & starch products	10	644357	688585	122703	424730	68924
15322	Starches & starch products	10	644357	688585	122703	424730	68924
1533	Animal feeds	33	128060	128060	98426	13145	65
15331 &	Animal feeds						
15332	Lucerne (alfalfa) meal & pellets	33	128060	128060	98426	13145	65
154	Other food products	190	15360305	15809302	118465	15272989	15567
1541	Bakery products	64	935373	940836	3321	922528	747
15411	Bread, fresh pastry & cake	22	13107	13107		11094	717
15412	Rusks, biscuits	38	910471	915934	3321	900318	10
15419	Other bakery products n.e.c	4	11795	11795		11116	20
1542	Sugar	72	10992473	11419799	17137	11105428	12752
15421	Sugar	72	10992473	11419799	17137	11105428	12752
1543	Cocoa, chocolate & sugar confectionery	30	306630	319439	35389	280336	394
15432 &	Chocolate & sugar confectionery						
15439	Chocolate & sugar confectionery n.e.c	33	128060	128060	98426	13145	65
1549	Other farinaceous products n.e.c.	24	3125829	3129228	62618	2964697	1674
15491	Processing & blending of tea	11	2524064	2524064	62511	2390294	1674
15493	Preparing homogenised & dietic food	3	82595	82595		82486	
15494	Condiments & seasonings	5	516080	518878		489290	
15495 &	Vegetable saps & extracts						
15499	Other food products n.e.c.	5	3090	3691	107	2627	
155	Beverages	36	5196309	5197387	10554	2991147	2135306
1551 &	Spirits; ethyl alcohol						
1553 &	Malt liquors & malt						
1554	Soft drinks; mineral water	36	5196309	5197387	10554	2991147	3105
15510 &	Spirits; ethyl alcohol						
15532 &	Malt, whether or not roasted						
15541	Aerated drinks; mineral waters	13	435790	436170	50	191387	31051
15542 &	Soft drinks						
15549	Other non-alcoholic beverages	23	4760519	4761217	10504	2799760	31091
16	TOBACCO PRODUCTS	13	3136464	31367081		7635856	23607018

Indirect Taxes				Subsidies			Industry Code
Provincial taxes	District taxes	Other Taxes on own products	Taxes on inputs separately paid	Total	Subsidies on exports received	Other subsidies received	
9	10	11	12	13	14	15	1
1358825	1162765	15892423	8949120	13395122	5160543	8234579	D
363011	145797	541306	861376	1144281	561696	582585	15
175973	40964	434849	559482	644142	538029	106113	151
	6		2366				1511
	6		2366				15112 &
139	946						15115
							1512
							15121 &
139	946						15123 &
1459	1128	643	191719	1962	1897	65	15124
							1513
69	243						15131 &
1228	875		191719	1962	1897	65	15132
							15133
							15135 &
162	10	643					15136
174375	38884	434206	365397	642180	536132	106048	1514
693	194	592					15141
107346	19779	114154	52448	50746	16175	34571	15142
1761	783	2874	569				15143
64510	11700	316586	312380	591434	519957	71477	15144
							15145 &
65	6428						15149
4609	20751	2381	14916	427		427	152
4609	20751	2381	14916	427		427	1520
122							15201
103	441						15202
							15203 &
774	20251		14916				15204
	20	2361					15205
3610	39	20		427		427	15206
90199	19321	26239	59145	49637	2557	47080	153
56579	18526	17213	13934	5409	2419	2990	1531
10108	1618	722	602	10		10	15311
							15312 &
45983	16727	16391	13290	5323	2419	2904	15313
							15314 &
488	181	100	42	76		76	15319
27939	66	101	44122	44228	138	44090	1532
27939	66	101	44122	44228	138	44090	15322
5681	729	8925	1089				1533
							15331 &
5681	729	8925	1089				15332
79957	61502	51689	209133	448997	20477	428520	154
1190	2691	3244	7115	5463	4870	593	1541
394	198	704					15411
751	1879	2540	7115	5463	4870	593	15412
45	614						15419
53218	48495	48122	134647	427326		427326	1542
53218	48495	48122	134647	427326		427326	15421
1906	137	112	1165	12809	12809		1543
							15432 &
5681	729	8925	1089				15439
23643	10179	211	66206	3399	2798	601	1549
3880	276	122	65307				15491
20		89					15493
19690	9898			2798	2798		15494
							15495 &
53	5		899	601		601	15499
12273	3259	26148	18700	1078	633	445	155
							1551 &
2135306	12273	3259	26148	18700	1078	633	1553 &
							1554
							15510 &
200840	3707	2765	25984	11437	380		15532 &
							15541
1934466	8566	494	164	7263	698	633	15542 &
							15549
87794		36183	230	2435		2435	16

Industry Code	Industry Major Groups and Industries	No. of reporting establishments	Total net indirect taxes (Col 5 -12)	Indirect Taxes			
				Total (Col 6 to 11)	Import duty	Sales taxes (net)	Excise duty
1	2	3	4	5	6	7	8
17	MANUFACTURE OF TEXTILES	1329	4311929	6981561	1561630	3504265	489938
171	Textile spinning, weaving & finishing	1081	3779708	6030211	1466892	2913016	442946
1711	Spinning of textiles	504	1367650	2326553	673688	806601	140364
17111	Spinning of natural textile fibres	68	159009	159852		63626	22052
17112	Spinning of man-made staple fibres	11	46971	124328	75274	31162	5919
17113	Textile yarn & thread of natural fibres	313	959632	1540900	437141	573943	98793
17114	Text. yarn & thread of MM staple fibres	101	190875	490310	161273	128970	13342
17115	Processing of textile waste	11	11163	11163		8900	258
1712	Textile fabrics	266	1389011	2380052	763344	1089086	174189
17121	Fabrics other than cotton	47	536612	767204	272185	453643	14606
17122	Cotton fabrics	130	288445	948963	365141	378377	49774
17123	Fabrics of man-made filaments	29	327469	404472	68014	74993	109329
17124	Pile fabrics, terry towelling etc	56	244334	258870	58004	181654	400
17125	Weaving of fabrics on khadi / handloom	4	-7849	543		419	80
1713	Finishing of textiles	311	1023047	1323606	29860	1017329	128393
17131	Finishing of textile fibres & yarn	129	862366	1101410	17772	896823	60342
17132	Bleaching & dyeing of fabrics	145	157847	166461	12052	107145	31422
17133	Printing services of fabrics	21	31564	40382	36	1277	36431
17134	Finishing of textiles (khadi/handloom)	12	-33132	10818		10009	198
17139	Other textile finishing n.e.c.	4	4402	4535		2075	
172	Other textiles	140	472319	636595	57791	407100	13975
1721	Made-up textile articles, not apparel	73	146820	309688	20201	140436	7467
17211	Made-up textile articles for household	26	6201	86801	17594	26337	5756
17212	Other made-up textile articles	47	140619	222887	2607	114099	1711
1722	Carpets & rugs	20	39040	39048	14296	14821	4656
17221	Carpets & rugs (other than by hand)	13	23656	23664	5772	14643	
17222	Carpets & rugs (hand made)	7	15384	15384	8524	178	4656
1723	Cordage, rope, twine & netting	17	13351	14278	911	11832	160
17231	Cordage, rope, twine & netting	3	1725	1725	911	140	6
17234	Embroidery & zari work by hand	14	11626	12553		11692	154
1729	Other textiles n.e.c.	30	273108	273581	22383	240011	1692
17291	Narrow woven fabrics & embroidery	14	18097	18570	8620	6515	1692
17293	Other made up textiles						
17299	Other textiles n.e.c.	16	255011	255011	13763	233496	
173	Knitted & crocheted fabrics & articles	108	59902	314755	36947	184149	33017
1730	Knitted & crocheted fabrics	108	59902	314755	36947	184149	33017
17301	Knitted & crocheted fabrics	28	17260	59823	1695	40824	535
17302	Knitted/crocheted cotton text: articles	10	-3616	1292		205	553
17303	Knitted/crocheted woollen text: articles	48	95621	161206	21830	96397	31685
17304	Knitted/crocheted synthetic articles	16	-62862	65106	13422	22647	244
17309	Knitted/crocheted articles n.e.c	6	13499	27328		24076	
18	WEARING APPAREL	326	-774711	740524	93586	398078	17663
181 &	Wearing apparel, except fur apparel						
182	Articles of fur	326	-774711	740524	93586	398078	17663
1810 &	Wearing apparel, except fur apparel						
1820	Articles of fur	326	-774711	740524	93586	398078	17663
18101	Clothes of leather & substitutes	14	-20781	53652	18309	32723	101
18102	Workwear	6	278	333		40	55
18103	Outerwear	47	-114306	163094		128344	31
18104	Other outerwear	34	1481	104793	470	88797	6
18105	Underwears	55	-84553	36294	76	22505	2745
18106	Babies' garments & clothing accessories	87	-107799	166841	32918	48629	3408
18107	Clothing accessories of leather	74	-451972	212530	41813	74399	11317
18109 &	Wearing apparel & accessories n.e.c						
18201	Tanned or dressed furskins	9	2941	2987		2641	
19	LEATHER PRODUCTS	142	536139	657270	8484	519947	1031
191	Tanning & dressing of leather	106	69464	158772	8228	97513	997
1911	Tanning & dressing of leather	87	130349	153722	7598	95444	773
19111	Tanning & dressing of leather	64	116756	135320	7050	83248	430
19113	Tanning of sheep, goat leather	11	9321	11278	548	8724	
19114 &	Tanning/dressing of other animal leathe						
19115	Leather waste, dust, powder & flour	12	4272	7124		3472	343
1912	Luggage, saddlery & harness	19	-60885	5050	630	2069	224
19120	Luggage, saddlery & harness	19	-60885	5050	630	2069	224
192	Footwear	36	466675	498498	256	422434	34
1920	Footwear	36	466675	498498	256	422434	34
19201 &	Footwear						
19202 &	Sports footwear						
19204	Parts of footwear	36	466675	498498	256	422434	34

Indirect Taxes				Subsidies			Industry Code
Provincial taxes	District taxes	Other Taxes on own products	Taxes on inputs separately paid	Total	Subsidies on exports received	Other subsidies received	
9	10	11	12	13	14	15	1
385549	319350	427195	293634	2669632	1055469	1614163	17
327305	285935	322347	271770	2250503	724455	1526048	171
159526	198706	158209	189459	958903	182019	776884	1711
16937	22059	20213	14965	843		843	17111
4791	73	101	7008	77357		77357	17112
101435	161637	109363	58588	581268	63565	517703	17113
35317	14349	28399	108660	299435	118454	180981	17114
1046	588	133	238				17115
60111	55920	155880	81522	991041	295867	695174	1712
625	295	25829	21	230592	37368	193224	17121
46859	30619	38417	39776	660518	180816	479702	17122
3773	16707	89931	41725	77003	77003		17123
8813	8296	1703		14536	680	13856	17124
41	3			8392		8392	17125
107668	31309	8258	789	300559	246569	53990	1713
99860	25330	969	314	239044	230311	8733	17131
6537	3117	5713	475	8614	7307	1307	17132
583	479	1576		8818	8818		17133
478	133			43950		43950	17134
210	2250			133	133		17139
55433	17549	79886	4861	164276	84969	79307	172
48515	13038	76729	3302	162868	84961	77907	1721
29546	6186	977	405	80600	60996	19604	17211
18969	6852	75752	2897	82268	23965	58303	17212
1355	1546	2111	263	8	8		1722
1170	1454	362	263	8	8		17221
185	92	1749					17222
144	1055	176		927		927	1723
12	644	12					17231
132	411	164		927		927	17234
5419	1910	870	1296	473		473	1729
152	308	870	413	473		473	17291
							17293
							17299
5267	1602		883				173
2811	15866	24962	17003	254853	246045	8808	1730
2811	15866	24962	17003	254853	246045	8808	17301
344	13707	2103	615	42563	38663	3900	17302
153	381			4908		4908	17303
2263	819	8166	46	65585	65585		17304
43	108	12300	16342	127968	127968		17309
8	851	2393		13829	13829		18
36479	72861	91103	30754	1515235	993211	522024	181 &
36479	72861	91103	30754	1515235	993211	522024	182
							1810 &
36479	72861	91103	30754	1515235	993211	522024	1820
895	1518		106	74433	68362	6071	18101
61	94	83		55	55		18102
10802	2484	21237	196	277400	215418	61982	18103
537	12770	2213		103312	3311	100001	18104
6055	1197	3659	57	120847	115704	5143	18105
8324	29283	14471	29808	274640	97682	176958	18106
9654	25330	49430	587	664502	492633	171869	18107
							18109 &
151	185	10		46	46		18201
63812	14920	23990	25086	121131	114350	6781	19
4910	5563	17730	23831	89308	82527	6781	191
3824	5005	17512	23566	23373	18328	5045	1911
1135	2918	16973	23566	18564	18315	249	19111
455	1551			1957		1957	19113
							19114 &
2234	536	539		2852	13	2839	19115
1086	558	218	265	65935	64199	1736	1912
1086	558	218	265	65935	64199	1736	19120
58902	9357	6260	1255	31823	31823		192
58902	9357	6260	1255	31823	31823		1920
							19201 &
							19202 &
58902	9357	6260	1255	31823	31823		19204

Industry Code	Industry Major Groups and Industries	No. of reporting establishments	Total net indirect taxes (Col 5 -12)	Indirect Taxes			
				Total (Col 6 to 11)	Import duty	Sales taxes (net)	Excise duty
1	2	3	4	5	6	7	8
20	WOOD & WOOD PRODUCTS	62	144551	148834	13735	110467	3106
201	Sawmilling & planing of wood	5	12687	12687		10998	267
2010	Sawmilling & planing of wood	5	12687	12687		10998	267
20101 & 20102 &	Sawmilling or chipping of wood Shaping of wood						
20103	Treating wood with preservatives	5	12687	12687		10998	267
202	Products of wood	57	131864	136147	13735	99469	2839
2021	Plywood, panels & boards	52	131340	135623	13735	98978	2839
20211	Panels & boards	45	106549	110832	10537	87788	2839
20212	Veneer sheets; plywood; densified wood	7	24791	24791	3198	11190	
2023 &	Wooden containers						
2029	Other products of wood	5	524	524		491	
20231 &	Wooden containers						
20291 &	Other products of wood						
20293	Repair of wooden products n.e.c	5	524	524		491	
21	PAPER & PAPER PRODUCTS	133	4791218	4804274	1286682	3434010	26490
210	Paper & paper products	133	4791218	4804274	1286682	3434010	26490
2101	Pulp, paper & paperboard	44	3100461	3113202		1834922	9158
21012	Paper and paperboard	6	1342601	1342601	1165462	173141	4
21013 &	Tissue / uncoated paper & paperboard						
21014	Other uncoated paper & paperboard	16	32071	44314	690	40094	477
21016 &	Processing of paper & paperboard						
21017	Waste & scrap of paper & board	22	1725789	1726287	64188	1621687	8677
2102	Containers of paper & paperboard	73	1584238	1584553	48356	1516998	3648
21021 &	Containers of paper & paperboard						
21029	Containers of paper & board n.e.c	73	1584238	1584553	48356	1516998	3648
2109	Other articles of paper&paperboard	16	106519	106519	7986	82090	13684
21091	Household & toilet paper products	9	40053	40053		25699	13682
21092 &	Paper stationery						
21093	Wallpaper	3	42755	42755		42436	2
21099	Other articles of paper n.e.c	4	23711	23711	7986	13955	
22	PUBLISHING, PRINTING & REPRODUCTION	47	632730	632730	152314	471891	600
221	Publishing	16	113237	113237	24089	85312	575
2211 &	Printing & publication of books etc						
2212	Publishing of newspapers & journals	13	33819	33819	24089	7088	575
2213 &	Publishing of music						
2219	Other publishing	3	79418	79418		78224	
222	Printing	31	519493	519493	128225	386579	25
2221	Printing	8	165223	165223	84524	79626	25
2222	Service activities of printing	23	354270	354270	43701	306953	
23	PETROLEUM	30	24787303	25643162	45331	17175698	3150673
232	Refined petroleum products	30	24787303	25643162	45331	17175698	3150673
23201	Refined petroleum products	18	24561760	25412509	39757	16973852	3147301
23202	Petroleum gases	7	195825	200284	411	182659	2972
23203 &	Other petroleum products						
23205	Refined petroleum products n.e.c	5	29718	30369	5163	19187	400
24	CHEMICALS & CHEMICAL PRODUCTS	494	20327098	25191407	1664045	10653856	1986229
241	Basic chemicals	98	15123133	18229862	794574	5352609	1394950
2411	Basic chemicals	63	1888648	2098151	536915	1484358	12707
24111	Industrial gases	11	-143233	34239		33881	
24112	Dyes & pigments	12	669392	674012	314008	350066	
24113	Inorganic acids & compounds	12	740389	743889	90959	640388	3015
24114	Chemical elements	11	411199	411199	52861	343425	726
24115	Other basic inorganic chemicals n.e.c	6	125754	125779	23	110096	
24116	Other basic organic chemicals	8	61344	81153	71740	5177	2944
24117	Basic organic chemical products	3	23803	27880	7324	1325	6022
2412	Fertilizers & Nitrogen compounds	16	11357130	14246956	236576	2374607	1376789
24121 &	Fertilizers & Nitrogen compounds						
24129	Other fertilizers n.e.c.	16	11357130	14246956	236576	2374607	1376789
2413	Plastics & synthetic rubber	19	1877355	1884755	21083	1493644	5454
24131	Plastics in primary forms	4	249117	256517	21083	217827	5401
24132	Other plastics in primary forms	8	1542824	1542824		1191240	53
24134	Synthetic rubber in primary forms	7	85414	85414		84577	
242 &	Other chemical products						
243	Man-made fibres	396	5203965	6961545	869471	5301247	591279
2421	Pesticides & agrochemical products	14	52459	52459	3623	37771	
24210	Pesticides & agrochemical products	14	52459	52459	3623	37771	
2422	Paints, varnishes, printing ink	27	746602	759694	50215	686877	3005

Indirect Taxes				Subsidies			Industry Code
Provincial taxes	District taxes	Other Taxes on own products	Taxes on inputs separately paid	Total	Subsidies on exports received	Other subsidies received	
9	10	11	12	13	14	15	1
1842	1180	966	17538	4283		4283	20
866	556						201
866	556						2010
							20101 &
							20102 &
866	556						20103
976	624	966	17538	4283		4283	202
972	614	960	17525	4283		4283	2021
952	562	960	7194	4283		4283	20211
20	52		10331				20212
							2023 &
4	10	6	13				2029
							20231 &
							20291 &
4	10	6	13				20293
15048	2129	3696	36219	13056		13056	21
15048	2129	3696	36219	13056		13056	210
1397	854	577	35954	12741		12741	2101
59		25	3910				21012
							21013 &
73	170		2810	12243		12243	21014
							21016 &
1265	684	552	29234	498		498	21017
13418	562	1549	22	315		315	2102
							21021 &
13418	562	1549	22	315		315	21029
233	713	1570	243				2109
117	463	10	82				21091
							21092 &
67	250						21093
49		1560	161				21099
2729	1409	1791	1996				22
168	126	1791	1176				221
							2211 &
154	121	1791	1				2212
							2213 &
14	5		1175				2219
2561	1283		820				222
1047	1						2221
1514	1282		820				2222
2887	21537	5245496	1540	855859	678058	177801	23
2887	21537	5245496	1540	855859	678058	177801	232
1650	17017	5232932		850749	673599	177150	23201
1227	451	12564		4459	4459		23202
							23203 &
10	4069		1540	651		651	23205
76274	334980	8112250	2363773	4864309	1349250	3515059	24
17686	256847	8094595	2318601	3106729	1329438	1777291	241
10251	27888	10513	15519	209503	4528	204975	2411
19	319	14	6	177472		177472	24111
1805	8108		25	4620		4620	24112
3358	2439	3330	400	3500	1500	2000	24113
235	2451	88	11413				24114
61	13552	2047		25	3	22	24115
1253	19	20		19809		19809	24116
3520	1000	5014	3675	4077	3025	1052	24117
4423	226678	8081725	1946158	2889826	1322110	1567716	2412
							24121 &
4423	226678	8081725	1946158	2889826	1322110	1567716	24129
3012	2281	2357	356924	7400	2800	4600	2413
2017	2000	2267	5922	7400	2800	4600	24131
459	20	50	351002				24132
536	261	40					24134
							242 &
58588	78133	17655	45172	1757580	19812	1737768	243
40	7034		3991				2421
40	7034		3991				24210
1777	9834	2253	5733	13092	4403	8689	2422

Industry Code	Industry Major Groups and Industries	No. of reporting establishments	Total net indirect taxes (Col 5 -12)	Indirect Taxes			
				Total (Col 6 to 11)	Import duty	Sales taxes (net)	Excise duty
1	2	3	4	5	6	7	8
24221	Paints & varnishes of polymers	20	636207	649299	6648	623204	3005
24222	Other paints & varnishes etc	7	110395	110395	43567	63673	
2423	Pharmaceuticals	228	1508367	1722717	702614	845063	52188
24231	Basic pharmaceuticals	6	2630	2630	1743	63	
24233	Pharmaceutical preparations	186	1393454	1607649	678926	766017	50739
24234 &	Other pharmaceutical preparations						
24235	Surgical instruments	12	94208	94208	13221	77712	
24239	Other pharmaceutical products n.e.c	24	18075	18230	8724	1271	1449
2424	Soaps & detergents	94	3984626	4104021	94231	3442327	529111
24243	Soaps & detergents	69	1616264	1616274	80460	1495013	8365
24244 &	Odiferous preparations and waxes						
24245 &	Agarbatti etc						
24246	Perfumes & toilet preparations	25	2368362	2487747	13771	1947314	520746
2429 &	Other chemical products						
2430	Man-made fibres	33	-1088089	322654	18788	289209	6975
24291	Explosives						
24292	Glues and gelatines	11	115625	115979	8954	101992	9
24293	Essential oils						
24296	Other chemical products	5	1252	1252		623	
24297 &	Misc. other chemical products n.e.c						
24301	Synthetic fibre	17	-1204966	205423	9834	186594	6966
25	RUBBER & PLASTICS PRODUCTS	170	3339415	3572046	383097	3042121	27038
251	Rubber products	28	626914	672948	2001	640691	
2511	Rubber tyres & tubes; retreading	14	653609	653669	2001	625804	
25111 &	Rubber tyres & tubes						
25112	Retreading pneumatic rubber tyres	14	653609	653669	2001	625804	
2519	Other rubber products	14	-26695	19279		14887	
25191	Other rubber products	9	-42647	3327		845	
25192 &	Vulcanised & hard rubber articles						
25199	Other rubber products n.e.c	5	15952	15952		14042	
252	Plastic products	142	2712501	2899098	381096	2401430	27038
2520	Plastic products	142	2712501	2899098	381096	2401430	27038
25201	Plastic plates, sheets & tubes	42	767266	769526	147931	589170	8142
25202	Packaging products of plastic	53	1028783	1098088	143002	914148	395
25203	Builders' ware plastic	9	28504	34081	11757	22111	170
25204	Other plastic products	38	887948	997403	78406	876001	18331
26	OTHER NON-METALLIC MINERAL PRODUCTS	482	26623180	27945850	278056	12073861	13301736
261	Glass & glass products	34	1139853	1292930	16047	1226959	2016
2610	Glass & glass products	34	1139853	1292930	16047	1226959	2016
26101	Flat glass	5	-109164	40956	1160	37765	2001
26102	Shaping & processing of flat glass	6	140808	140808	1253	139342	
26103	Hollow glass	10	1034472	1034472		993071	
26104 &	Glass fibres						
26105	Other glass, processed	7	34281	37131	11670	19885	8
26106	Other glassware including bangles	6	39456	39563	1964	36896	7
269	Non-metallic mineral products n.e.c.	448	25483327	26652920	262009	10846902	13299720
2691	Non-refractory ceramic ware	97	169647	184205		90011	1875
26911	Ceramic household & ornaments	57	18775	32814		23472	1870
26912	Sanitary ceramic fixtures	36	15283	15449		13135	5
26913	Ceramic insulators	4	135589	135942		53404	
2692	Refractory ceramic products	6	18716	18716		17641	
26920	Refractory ceramic products	6	18716	18716		17641	
2693	Structural clay & ceramic products	155	393853	393863	112262	224993	641
26931	Ceramic tiles & flags	4	392487	392487	112262	224641	

Indirect Taxes				Subsidies			Industry Code
Provincial taxes	District taxes	Other Taxes on own products	Taxes on inputs separately paid	Total	Subsidies on exports received	Other subsidies received	
9	10	11	12	13	14	15	1
1731	9790	2253	2668	13092	4403	8689	24221
46	44		3065				24222
49858	42553	13172	17269	214350	11696	202654	2423
10	55		759				24231
43871	41770	12322	14004	214195	11541	202654	24233
							24234 &
888	381	221	1785				24235
5089	347	629	721	155	155		24239
5056	16541	1442	15313	119395	1459	117936	2424
2097	16265	858	13216	10		10	24243
							24244 &
							24245 &
2959	276	584	2097	119385	1459	117926	24246
							2429 &
1857	2171	788	2866	1410743	2254	1408489	2430
							24291
311	1464	598	2651	354	354		24292
							24293
124	440		65				24296
							24297 &
1422	267	190	150	1410389	1900	1408489	24301
29588	23999	27089	39114	232631	19809	212822	25
20949	5801	1851	1655	46034	2370	43664	251
20042	4930	712	180	60		60	2511
							25111 &
20042	4930	712	180	60		60	25112
907	871	1139	1475	45974	2370	43604	2519
832	511	1139		45974	2370	43604	25191
							25192 &
75	360		1475				25199
8639	18198	25238	37459	186597	17439	169158	252
8639	18198	25238	37459	186597	17439	169158	2520
1544	313	16501	5925	2260		2260	25201
866	12393	887	26397	69305		69305	25202
43				5577	5577		25203
6186	5492	7850	5137	109455	11862	97593	25204
188695	24506	234188	1844808	1322670	29763	1292907	26
800	3808	335	42965	153077		153077	261
800	3808	335	42965	153077		153077	2610
30				150120		150120	26101
198			15				26102
189	3772		37440				26103
							26104 &
48	20		5500	2850		2850	26105
335	16	335	10	107		107	26106
187895	20698	233853	1801843	1169593	29763	1139830	269
1887	664	2210	87558	14558	3312	11246	2691
1502	590	1289	4091	14039	3146	10893	26911
288	74	921	1026	166	166		26912
97			82441	353		353	26913
39	18	806	212				2692
39	18	806	212				26920
156	1431	54380		10		10	2693
3	1201	54380					26931

Industry Code	Industry Major Groups and Industries	No. of reporting establishments	Total net indirect taxes (Col 5 - 12)	Indirect Taxes			
				Total (Col 6 to 11)	Import duty	Sales taxes (net)	Excise duty
1	2	3	4	5	6	7	8
26932	Construction products in baked clay	151	1366	1376		352	641
2694	Cement, lime & plaster	30	24785757	25854956	113091	10429701	13292808
26941	Cement	30	24785757	25854956	113091	10429701	13292808
2695	Articles of concrete, cement & plaster	24	74081	85033	31023	23496	185
26951 &	Concrete products for construction						
26955	Articles of fibre cement	24	74081	85033	31023	23496	185
2696	Cutting, shaping & finishing of stone	132	26918	101792	3081	49939	4017
26960	Ornamental & building stone articles	132	26918	101792	3081	49939	4017
2699	Other non-metallic mineral products	4	14355	14355	2552	11121	194
26991 &	Abrasive products						
26992	Non-metallic mineral products n.e.c	4	14355	14355	2552	11121	194
27	BASIC METALS	291	8790997	8817044	536506	4615848	27811
271	Basic iron & steel	245	7833791	7856539	516395	3689103	19812
2711	Basic iron & steel	76	4894983	4898830	337288	1390450	665
27111 &	Products of iron & steel						
27112	Ferro alloys	8	4084355	4084355	303270	620969	307
27113	Ingots, billets	43	404118	407557	34018	371300	63
27114 &	Stainless steel products						
27118 &	Hot-rolled rods & bars						
27119	Heavy sections of steel	25	406510	406918		398181	295
2712	Tubes and tube fittings	51	1758446	1776096	81184	1244993	9615
27121	Tubes & tube fittings of cast iron	13	181099	181099	31	108427	
27122	Steel tubes & fittings	38	1577347	1594997	81153	1136566	9615
2713	Other first processed iron & steel	118	1180362	1181613	97923	1053660	9532
27131 &	Cold-drawn products						
27132	Cold-rolled narrow strip	47	807489	807489	93024	695058	9492
27133	Cold-formed / folded products of iron	68	368904	370155	1017	358602	34
27134	Wires	3	3969	3969	3882		6
272	Basic precious & non-ferrous metals	41	833651	836950	20111	803239	7999
2721 &	Basic precious metals						
2722	Aluminium & its products	25	211568	211568	7707	200631	25
27211 &	Silver						
27221 &	Aluminium, unwrought; alumina						
27222	Semi-finished products of aluminium	22	207624	207624	7707	196793	25
27229	Other aluminium products	3	3944	3944		3838	
2723	Lead, zinc, tin & products	3	89461	92760		84794	7960
27232	Lead, zinc, tin & their alloys	3	89461	92760		84794	7960
2724	Copper products	13	532622	532622	12404	517814	14
27241 &	Copper, copper mattes						
27242	Semi-finished products of copper	13	532622	532622	12404	517814	14
273	Casting of metals	5	123555	123555		123506	
2731	Casting of iron & steel	5	123555	123555		123506	
27311 &	Casting of iron						
27312	Casting of steel	5	123555	123555		123506	
28	FABRICATED METAL PRODUCTS	144	1991828	2010125	296191	1693848	6443
281	Structural metal products	27	53304	55697	16759	35658	1124
2811	Structural metal products	12	6477	6477	1680	3327	1116
28111	Metal structures & parts	8	4141	4141		2916	1116
28112 &	Repairs of metal structures						
28113 &	Builders' carpentry & joinery of metal						
28119	Other structural metal products	4	2336	2336	1680	411	
2812	Tanks & containers	15	46827	49220	15079	32331	8
28121	Tanks & containers	11	39982	42375	13860	26798	
28122	Radiators & boilers	4	6845	6845	1219	5533	8
289	Other fabricated metal products	117	1938524	1954428	279432	1658190	5319
2892 &	Treating & coating of metals						
2893	Cutlery & general hardware	19	287261	302747	41117	261105	
28931 &	Cutlery						
28932	Hand tools	15	278361	293146	41117	251552	
28923 &	Mechanical engineering services						
28933 &	Locks & hinges						
28939	General hardware	4	8900	9601		9553	
2899	Other fabricated metal products n.e.c	98	1651263	1651681	238315	1397085	5319
28991	Steel drums & containers	9	27028	27382		26822	
28992	Light containers of metals	8	4393	4393		4271	12

Indirect Taxes				Subsidies			Industry Code
Provincial taxes	District taxes	Other Taxes on own products	Taxes on inputs separately paid	Total	Subsidies on exports received	Other subsidies received	
9	10	11	12	13	14	15	1
153	230			10		10	26932
162332	8725	148019	1700280	1069199	12215	1056984	2694
162332	8725	148019	1700280	1069199	12215	1056984	26941
3150	1962	14124	11093	10952	10952		2695
							26951 &
3150	1962	14124	11093	10952	10952		26955
20148	7703	14204	2700	74874	3284	71590	2696
20148	7703	14204	2700	74874	3284	71590	26960
183	195	110					2699
							26991 &
183	195	110					26992
39727	123917	891656	2581579	26047	3592	22455	27
36855	123302	889493	2581579	22748	3592	19156	271
10161	12839	767173	2380254	3847		3847	2711
							27111 &
7508	6052	767050	2379199				27112
425	573	123	1055	3439		3439	27113
							27114 &
							27118 &
2228	6214			408		408	27119
23074	103098	120539	193593	17650	2341	15309	2712
163	25	72453					27121
22911	103073	48086	193593	17650	2341	15309	27122
3620	7365	1781	7732	1251	1251		2713
							27131 &
2477	1259	263	5916				27132
1062	6106	1518	1816	1251	1251		27133
81							27134
2870	568	2163		3299		3299	272
							2721 &
2111	549	545					2722
							27211 &
							27221 &
2074	480	545					27222
37	69						27229
6				3299		3299	2723
6				3299		3299	27232
753	19	1618					2724
							27241 &
753	19	1618					27242
2	47						273
2	47						2731
							27311 &
2	47						27312
5334	2135	2275	3899	18297	12313	5984	28
209	1204		743	2393		2393	281
98	38		218				2811
71	38						28111
							28112 &
							28113 &
27			218				28119
111	1166		525	2393		2393	2812
101	1091		525	2393		2393	28121
10	75						28122
5125	931	2275	3156	15904	12313	3591	289
							2892 &
183	26	311	5	15486	12249	3237	2893
							28931 &
135	26	311	5	14785	12249	2536	28932
							28923 &
							28933 &
48				701		701	28939
4942	905	1964	3151	418	64	354	2899
	550		10	354		354	28991
100	10						28992

Industry Code	Industry Major Groups and Industries	No. of reporting establishments	Total net indirect taxes (Col 5 -12)	Indirect Taxes			
				Total (Col 6 to 11)	Import duty	Sales taxes (net)	Excise duty
1	2	3	4	5	6	7	8
28993	Wire products	29	1558029	1558029	237444	1309105	5248
28994	Fasteners, chains, springs etc	6	45891	45891		45865	
28995 &	Swords, cutlasses & similar arms						
28996	Other fabricated metal products	43	15877	15941	871	11022	39
28997	IMR of other metal products n.e.c	3	45	45			20
29	MACHINERY & EQUIPMENT N.E.C.	372	2031714	2132183	264379	1802650	20071
291	General-purpose machinery	68	267166	355529	119422	219056	7984
2911	Engines & turbines	5	2310	2310	2000		20
29111 &	Engines						
29112 &	Turbines						
29113	Parts of turbines	5	2310	2310	2000		20
2912	Pumps, compressors, taps & valves	22	22668	68641	37587	23819	2012
29121	Hydraulic/pneumatic power engine/motors	4	16887	16887		16204	3
29122	Pumps for liquids	8	43320	43320	34345	6359	
29123 &	Air or vacuum pumps						
29124 &	Taps, cocks & valves etc						
29125	IMR of pumps, taps & valves	10	-37539	8434	3242	1256	2009
2913	Driving elements	6	9218	9218	850	2200	5870
29131 &	Driving elements						
29132	Parts of driving elements	6	9218	9218	850	2200	5870
2914	Ovens, furnaces & furnace burners	3	-1047	15			
29141	Ovens, furnaces & furnace burners	3	-1047	15			
2915 &	Lifting & handling equipment						
2919	Other general-purpose machinery	32	234017	275345	78985	193037	82
29151 &	Lifting & handling equipment & Parts						
29191	Cooling & ventilation equipment	10	94608	129194	38164	90823	12
29192	Gas generators & filtering apparatus	5	65065	70745	28758	41847	
29193 &	Packing, weighing & spraying machinery						
29195	Machinery for temperature treatment	6	52477	53539		52405	
29196	Parts of other general purpose machinery	8	20294	20294	12063	7782	44
29197 &	Dish washing machines						
29198 &	IMR of gen. purpose machinery						
29199	Other general purpose machinery	3	1573	1573		180	26
292	Special-purpose machinery	142	640458	648588	61172	555052	10167
2921	Agricultural & forestry machinery	90	212572	212572		192696	10042
29211	Agricultural tractors	9	15736	15736		7841	7544
29212	Agricultural & forestry machinery	17	2942	2942		466	2283
29214	Harvesting machinery	27	404	404			188
29215 &	Spraying machinery for agriculture						
29216	Self-loading/unloading agri. trailers	4	843	843		802	12
29217 &	Other agricultural or forestry machines						
29218	IMR of agricultural machinery	33	192647	192647		183587	15
2922	Manufacture of machine tools	7	125283	125283	12615	112453	
29221	Portable hand-held power tools	4	125191	125191	12615	112412	
29222 &	Machine tools for working metals etc						
29224 &	Other machine tools for working metals						
29226	Welding tools & hot spraying machines	3	92	92		41	
2923 &	Machinery for metallurgy						
2924	Mining & quarrying machinery	5	30574	30777		29623	70
29231 &	Machinery for metallurgy & parts						
29244 &	Foundry moulds forming machinery						
29246 &	Machinery parts for mining, quarrying						
29247	IMR of construction machinery	5	30574	30777		29623	70
2925	Machinery for food & tobacco processing	12	77513	85440	42008	33891	
29251	Machinery for food & tobacco processing	12	77513	85440	42008	33891	
2926	Textile & leather production machinery	13	158126	158126		157079	
29261	Spinning, weaving & knitting machinery	3	842	842			
29262	Other machinery for textile production	3	25	25			
29264	Parts of machinery for textile	3	150	150			
29265	Household sewing machines	4	157109	157109		157079	
2927	Weapons & ammunition	10	21774	21774	6549	14733	55
29271	Weapons & ammunition & parts	10	21774	21774	6549	14733	55
2929	Other special-purpose machinery	5	14616	14616		14577	
29292 &	Printing & book-binding machinery						
29293 &	Misc. special purpose machinery						
29294 &	IMR of special purpose machinery n.e.c						
29299	Special-purpose machinery n.e.c	5	14616	14616		14577	

Indirect Taxes				Subsidies			Industry Code
Provincial taxes	District taxes	Other Taxes on own products	Taxes on inputs separately paid	Total	Subsidies on exports received	Other subsidies received	
9	10	11	12	13	14	15	1
4450	320	1451	11				28993
11			15				28994
							28995 &
356	25	513	3115	64	64		28996
25							28997
9490	6755	18670	10168	100469	34045	66424	29
3886	1682	509	2990	88363	33952	54411	291
203	87						2911
							29111 &
							29112 &
203	87						29113
3091	336	146	1650	45973		45973	2912
397	256	27					29121
2591	25						29122
							29123 &
							29124 &
103	55	119	1650	45973		45973	29125
228	70						2913
							29131 &
228	70						29132
15				1062		1062	2914
15				1062		1062	29141
							2915 &
349	1189	363	1340	41328	33952	7376	2919
							29151&
18	177			34586	28500	6086	29191
115	25			5680	5452	228	29192
							29193 &
149	985			1062		1062	29195
40	2	363					29196
							29197 &
							29198 &
27			1340				29199
2599	3595	15685	318	8130		8130	292
1510	1306	6973	45				2921
117	234						29211
112	42	25	14				29212
105	40	40	31				29214
							29215 &
29							29216
							29217 &
1147	990	6908					29218
214	1						2922
164							29221
							29222 &
							29224 &
50	1						29226
							2923 &
43	1035		6	203		203	2924
							29231 &
							29244 &
							29246 &
43	1035		6	203		203	29247
505	351	8685		7927		7927	2925
505	351	8685		7927		7927	29251
212	797	23	15				2926
39	780	23					29261
15	10						29262
133	2		15				29264
25	5						29265
95	90		252				2927
95	90		252				29271
20	15	4					2929
							29292 &
							29293 &
							29294 &
20	15	4					29299

Industry Code	Industry Major Groups and Industries	No. of reporting establishments	Total net indirect taxes (Col 5 -12)	Indirect Taxes			
				Total (Col 6 to 11)	Import duty	Sales taxes (net)	Excise duty
1	2	3	4	5	6	7	8
293	Domestic appliances n.e.c.	162	1124090	1128066	83785	1028542	1920
2930	Electric domestic appliances	162	1124090	1128066	83785	1028542	1920
29301	Electric domestic appliances	125	1112426	1116349	83785	1020250	1920
29302	Other electric domestic appliances	8	4178	4178		3359	
29303	Parts of electric domestic appliances	19	4191	4244		3583	
29304 &	IMR of professional electric appliances						
29305	Non-electric domestic appliances	6	2446	2446		1058	
29306 &	Parts of non-electric domestic appliances						
29307	IMR of Industrial machinery	4	849	849		292	
31	ELECTRICAL MACHINERY & APPARATUS N.E.C	67	2798839	2840164	538306	1557620	4092
311	DC motors, generators & transformers	19	1435266	1438148	311264	398990	779
3110	DC motors, generators & transformers	19	1435266	1438148	311264	398990	779
31102 &	Universal AC/DC motors & AC generators						
31103	Electric generating sets & converters	5	198421	198421		198313	
31104 &	Electrical transformers						
31106	Motors/generators/transformers parts	5	30753	30753	13968	12869	753
31107 &	IMR of motors, gener. & transformers						
31109	Elec. motors, gener. & transformers nec	9	1206092	1208974	297296	187808	26
312	Electricity distri. & control apparatus	12	21993	21993		20229	1373
3120	Electricity distri. & control apparatus	12	21993	21993		20229	1373
31201 &	Control apparatus for > = 1000 V						
31202	Control apparatus for < or = 1000 V	4	11011	11011		9523	1360
31203 &	Electrical boards						
31204	Parts of electricity control apparatus	8	10982	10982		10706	13
313	Insulated wire & cables	7	293505	294188	60427	230452	64
3130	Insulated wire & cables	7	293505	294188	60427	230452	64
31301	Insulated wire and cable	7	293505	294188	60427	230452	64
314	Accumulators, cells & batteries	10	621174	626308	81320	538279	
3140	Accumulators, cells & batteries	10	621174	626308	81320	538279	
31401	Primary cells & batteries & parts	10	621174	626308	81320	538279	
315	Electric lamps & lighting equipment	9	425261	449283	85295	363256	3
3150	Electric lamps & lighting equipment	9	425261	449283	85295	363256	3
31501	Electric lamps	4	415726	415726	83188	332442	
31502	Lamps lighting fittings						
31503	Other lamps & lighting fittings	5	9535	33557	2107	30814	3
319	Other electrical equipment n.e.c.	10	1640	10244		6414	1873
3190	Other electrical equipment n.e.c	10	1640	10244		6414	1873
31901	Ignition of other wiring sets						
31903	Other electrical equipment & parts	10	1640	10244		6414	1873
32	RADIO,TV & COMMUNICATION EQUIPMENT	14	276719	362880	55910	304911	250
321	Electronic valves & tubes etc.	4	16198	17032	5533	10674	131
322	TV, radio & telegraphy apparatus	5	261009	261009	50377	209708	
323	Sound/video apparatus of TV & radio	5	-488	84839		84529	119
33	MEDICAL & OPTICAL INSTRUMENTS	95	312567	361185	55644	263219	825
331	Medical & measuring instruments	91	300002	348620	52390	262064	778
3311	Medical/surgical/orthopaedic equipment	81	48906	97524	24314	39593	773
3312	Measuring instruments & appliances	10	251096	251096	28076	222471	5
332 &	Optical & photographic equipment						
333	Watches & clocks	4	12565	12565	3254	1155	47
34	MOTOR VEHICLES & TRAILERS	139	13246703	13255367	7700149	5273941	9454
341	Motor vehicles	12	11136147	11136147	7420995	3524754	3208
3410	Motor vehicles	12	11136147	11136147	7420995	3524754	3208
34102	Passenger cars, jeep etc	6	9861530	9861530	6392302	3282719	34102
34103 &	Motor vehicles for > or = 10 persons						
34104	Motor vehicles for transport of goods	6	1274617	1274617	1028693	242035	3208
342	Bodies for motor vehicles & trailers	4	53937	53937		50397	
3420	Bodies for motor vehicles & trailers	4	53937	53937		50397	
34201 &	Bodies for motor vehicles						
34202 &	Bodies for trailer & semi-trailers						
34204	Reconditioning of motor vehicles	4	53937	53937		50397	
343	Parts & accessories for motor vehicles	123	2056619	2065283	279154	1698790	6246
3430	Parts & accessories for motor vehicles	123	2056619	2065283	279154	1698790	6246

Indirect Taxes				Subsidies			Industry Code
Provincial taxes	District taxes	Other Taxes on own products	Taxes on inputs separately paid	Total	Subsidies on exports received	Other subsidies received	
9	10	11	12	13	14	15	1
3005	1478	2476	6860	3976	93	3883	293
3005	1478	2476	6860	3976	93	3883	2930
1905	734	2233	5522	3923	40	3883	29301
509	310						29302
252	136	243	30	53	53		29303
							29304 &
56	24		1308				29305
							29306 &
283	274						29307
8174	532	3810	727630	41325	8016	33309	31
246	40	11	726818	2882	2882		311
246	40	11	726818	2882	2882		3110
							31102 &
71	26	11					31103
							31104 &
28			3135				31106
							31107 &
147	14		723683	2882	2882		31109
282	69	40					312
282	69	40					3120
							31201 &
83	45						31202
							31203 &
199	24	40					31204
2350	51	844		683		683	313
2350	51	844		683		683	3130
2350	51	844		683		683	31301
4465	5	1462	777	5134	5134		314
4465	5	1462	777	5134	5134		3140
4465	5	1462	777	5134	5134		31401
351	148	230		24022		24022	315
351	148	230		24022		24022	3150
	96						31501
							31502
351	52	230		24022		24022	31503
480	219	1223	35	8604		8604	319
480	219	1223	35	8604		8604	3190
							31901
480	219	1223	35	8604		8604	31903
1131	129	41	508	86161	220	85941	32
115	129		450	834	220	614	321
924							322
92		41	58	85327		85327	323
4818	10493	19564	6622	48618	46677	1941	33
4370	10469	11927	6622	48618	46677	1941	331
4070	10225	11927	6622	48618	46677	1941	3311
300	244						3312
							332 &
448	24	7637					333
22567	45806	187624	15826	8664	2502	6162	34
9383	820	176987					341
9383	820	176987					3410
	9367	155	176987				34102
							34103 &
16	665						34104
733	417	2390					342
733	417	2390					3420
							34201 &
							34202 &
733	417	2390					34204
12451	44569	8247	15826	8664	2502	6162	343
12451	44569	8247	15826	8664	2502	6162	3430

Industry Code	Industry Major Groups and Industries	No. of reporting establishments	Total net indirect taxes (Col 5 -12)	Indirect Taxes			
				Total (Col 6 to 11)	Import duty	Sales taxes (net)	Excise duty
1	2	3	4	5	6	7	8
34301	Parts of engines	10	155179	155179	2363	148810	11
34302	Other parts for motor vehicles	85	1579026	1587690	276791	1236341	6188
34303 &	Safety seat belts, airbags etc						
34304	Assembly of motor vehicles parts n.e.c	18	318810	318810		312491	37
34305	MR of motor vehicles	10	3604	3604		1148	10
35	OTHER TRANSPORT EQUIPMENT	47	3380127	3407644	1034328	2300567	385
351 &	Building & repair of ships & boats						
352 &	Railway locomotives & rolling stock						
353	Aircraft & spacecraft	3	311984	311984	301219	10765	
3511 &	Building & repair of ships						
3520 &	Railway locomotives & rolling stock						
3530	Aircraft and spacecraft	3	311984	311984	301219	10765	
35112 &	Building & repair of transport						
35201 &	Rail locomotives & locomotive tenders						
35309	MR & reconditioning of aircraft	3	311984	311984	301219	10765	105622
359	Transports equipment n.e.c	44	3068143	3095660	733109	2289802	359
3591	Motorcycles	34	2975752	3003175	647519	2284892	385
35911	Motorcycles & three wheelers	17	2947503	2974926	643142	2273580	385
35919	Other motor-cycle & parts	17	28249	28249	4377	11312	
3592	Bicycles & invalid carriages	10	92391	92485	85590	4910	
35922	Parts & accessories of bicycles etc	7	6635	6639		4660	
35929	Other cycles including tricycles	3	85756	85846	85590	250	
36	FURNITURE	130	88569	374077	50375	256077	14929
361	Furniture	38	88251	91459	36295	51598	1033
3610	Furniture	38	88251	91459	36295	51598	1033
36101	Furniture & fixtures made of wood etc	27	20083	20083	8183	9627	462
36102 &	Furniture & fixtures primarily of metal						
36103	Furniture & fixtures of plastics	7	20800	23645	15592	7523	437
36104	Coir foam mattresses & pillows etc	4	47368	47731	12520	34448	134
369	Manufacturing n.e.c	92	318	282618	14080	204479	13896
3691 &	Jewellery & related articles						
3692	Musical instruments	4	228	228			15
36912 &	Jewellery & related articles						
36921	Musical instruments & parts	4	228	228			15
3693 &	Sports goods						
3694	Games & toys	52	-202895	72983	1834	31879	12206
36931 &	Sports goods						
36939 &	Other sports & athletic goods n.e.c						
36941	Dolls & toys	52	-202895	72983	1834	31879	12206
3699	Other manufacturing n.e.c	36	202985	209407	12246	172600	1675
36992	Brooms & brushes	3	58971	58971	1608	54977	
36994	Writing implements	8	82466	85466	207	84387	
36995	Umbrellas, walking-sticks & buttons	3	7098	7098	6496	488	
36998	Lighters, matches & liquid gas fuels	22	54450	57872	3935	32748	1675
37	RECYCLING	30	18958	25952	7315	4574	4567
37102	Shipbreaking services	30	18958	25952	7315	4574	4567

Indirect Taxes				Subsidies			Industry Code
Provincial taxes	District taxes	Other Taxes on own products	Taxes on inputs separately paid	Total	Subsidies on exports received	Other subsidies received	
9	10	11	12	13	14	15	1
6	508	2753	728				34301
12134	37320	5414	13502	8664	2502	6162	34302 34303 & 34304 34305
242	6040						
69	701	80	1596				
2902	2830	1240	65392	27517	94	27423	35 351 & 352 & 353 3511 & 3520 & 3530 35112 & 35201 & 35309
385	2902	2830	1240	65392	27517	94	359
2644	1132	1211	65392	27423		27423	3591
1576	887	1020	54336	27423		27423	35911
1068	245	191	11056				35919
258	1698	29		94	94		3592
254	1696	29		4	4		35922
4	2			90	90		35929
8732	5550	20340	18074	285508	248518	36990	36
922	179	1195	237	3208		3208	361
922	179	1195	237	3208		3208	3610
773	154	778	106				36101 36102 & 36103 36104
23	25		45	2845		2845	369
126		417	86	363		363	3691 & 3692 36912 & 36921 3693 & 3694 36931 & 36939 & 36941 3699 36992 36994 36995 36998
7810	5371	19145	17837	282300	248518	33782	
1	83	129					
1	83	129					
6637	3770	9216	7441	275878	242096	33782	
6637	3770	9216	7441	275878	242096	33782	
1172	1518	9800	10396	6422	6422		
60	1054		1272				
408	464			3000	3000		
114							
590		9800	9124	3422	3422		
2242	1950	1950	3354	6994	2960	4034	37
2242	1950	1950	3354	6994	2960	4034	37102

Industry Code	Industry Major Groups & Industries	No. of reporting establishments	Total stocks			Input materials		
			Value at the beginning of the year (col 7+10+13+16)	Value at the end of the year (col 8+11+14+17)	Net stocks increase (col 9+12+15+18)	Value at the beginning of the year	Value at the end of the year	Net stocks increase
1	2	3	4	5	6	7	8	9
D	ALL INDUSTRIES	6417	373703258	495772246	122068988	208400626	266068676	57668050
15	FOOD PRODUCTS & BEVERAGES	1860	54269808	79919015	25649207	24911133	37456186	12545053
151	Meat, fruit, vegetables, oils & fats	686	9283395	17275460	7992065	4406259	8671659	4265400
1511	Meat & meat products	3	12103	467705	455602	12019	388453	376434
15112 &	Processing of wool, hides & skins							
15115	Poultry and other slaughtering	3	12103	467705	455602	12019	388453	376434
1512	Fish & fish products	8	112659	115848	3189	82659	79848	-2811
15121 &	Fish & fish products							
15123 &	Fish meal, inedible							
15124	Fish & fish products n.e.c	8	112659	115848	3189	82659	79848	-2811
1513	Fruits, vegetables & edible nuts	24	1868937	2466444	597507	901102	1273657	372555
15131 &	Processing of potatoes							
15132	Cooking of potatoes & products	3	100666	137174	36508	89749	119129	29380
15133	Fruit and vegetable juices	12	1612753	2169334	556581	739040	1079014	339974
15135 &	Processing of fruits, vegetables & nuts							
15136	Processing of vegetable residues	9	155518	159936	4418	72313	75514	3201
1514	Vegetable & animal oils & fats	651	7289696	14225463	6935767	3410479	6929701	3519222
15141	Animal & vegetable, oils & fats, crude	6	9113	8921	-192	9113	8921	-192
15142	Cotton ginning	540	1585238	3853248	2268010	862395	1208943	346548
15143	Oil cake and other solid residues	10	13478	185720	172242	13478	184313	170835
15144	Refined oils & fats	92	5658418	8691305	3032887	2521851	4478469	1956618
15145 &	Vegetable waxes							
15149	Animal & vegetable oils & fats, n.e.c	3	23449	1486269	1462820	3642	1049055	1045413
152	Dairy products	47	4034718	5060671	1025953	1904437	2341485	437048
1520	Dairy products	47	4034718	5060671	1025953	1904437	2341485	437048
15201	Processed liquid milk & cream	9	13693	130116	116423	11165	7728	-3437
15202	Milk & cream in solid forms	9	1704152	1926194	222042	730234	790299	60065
15203 &	Butter & ghee							
15204	Cheese & curd	5	186626	414903	228277	108909	167314	58405
15205	Other dairy products	7	2002867	2405231	402364	991134	1263262	272128
15206	Ice cream & other edible ice	17	127380	184227	56847	62995	112882	49887
153	Grain mill products & animal feed	901	15924518	19276667	3352149	11770024	13961628	2191604
1531	Grain mill products	858	10520599	12579114	2058515	7131507	8356402	1224895
15311	Rice Husking	315	699657	1278523	578866	344056	363378	19322
15312 &	Cereal & vegetable flour milling							
15313	Cereal grain products	524	9036187	10374675	1338488	6118342	7237258	1118916
15314 &	Rice milling							
15319	Other grain milling n.e.c	19	784755	925916	141161	669109	755766	86657
1532	Starches & starch products	10	3073417	3291488	218071	2367591	2606608	239017
15322	Starches & starch products	10	3073417	3291488	218071	2367591	2606608	239017
1533	Animal feeds	33	2330502	3406065	1075563	2270926	2998618	727692
15331 &	Animal feeds							
15332	Lucerne (alfalfa) meal & pellets	33	2330502	3406065	1075563	2270926	2998618	727692
154	Other food products	190	19064237	30824130	11759893	5587808	9945149	4357341
1541	Bakery products	64	530590	694059	163469	391372	437475	46103
15411	Bread, fresh pastry & cake	22	23681	22269	-1412	18685	16015	-2670
15412	Rusks, biscuits	38	381513	530131	148618	261071	320721	59650
15419	Other bakery products n.e.c	4	125396	141659	16263	111616	100739	-10877
1542	Sugar	72	14847845	25379182	10531337	3032246	7077406	4045160
15421	Sugar	72	14847845	25379182	10531337	3032246	7077406	4045160
1543	Cocoa, chocolate & sugar confectionery	30	1008974	1327637	318663	596753	917048	320295
15432 &	Chocolate & sugar confectionery							
15439	Chocolate & sugar confectionery n.e.c	33	2330502	3406065	1075563	2270926	2998618	727692
1549	Other farinaceous products n.e.c.	24	2676828	3423252	746424	1567437	1513220	-54217
15491	Processing & blending of tea	11	1472605	1280073	-192532	999825	664412	-335413
15493	Preparing homogenised & dietetic food	3	472426	1389164	916738	229445	493429	263984
15494	Condiments & seasonings	5	720840	740717	19877	327828	343377	15549
15495 &	Vegetable saps & extracts							
15499	Other food products n.e.c.	5	10957	13298	2341	10339	12002	1663
155	Beverages	36	5962940	7482087	1519147	1242605	2536265	1293660
1551 &	Spirits; ethyl alcohol							
1553 &	Malt liquors & malt							
1554	Soft drinks; mineral water	36	5962940	7482087	1519147	1242605	2536265	1293660
15510 &	Spirits; ethyl alcohol							
15532 &	Malt, whether or not roasted							
15541	Aerated drinks; mineral waters	13	291620	762534	470914	119661	249737	130076
15542 &	Soft drinks							
15549	Other non-alcoholic beverages	23	5671320	6719553	1048233	1122944	2286528	1163584
16	TOBACCO PRODUCTS	13	6548268	7201625	653357	6137216	6204502	67286
17	MANUFACTURE OF TEXTILES	1329	143229504	176551077	33321573	82903560	97572666	14669106
171	Textile spinning, weaving & finishing	1081	128851493	158420071	29568578	76445551	89268170	12822619

Goods purchased for resale			Work in Process			Finished products and by-products			Industry Code
Value at the beginning of the year	Value at the end of the year	Net stocks increase	Value at the beginning of the year	Value at the end of the year	Net stocks increase	Value at the beginning of the year	Value at the end of the year	Net stocks increase	
10	11	12	13	14	15	16	17	18	1
11928133	17542816	5614683	34567864	46789728	12221864	118806635	165371026	46564391	D
2842242	2834825	-7417	1427977	2691221	1263244	25088456	36936783	11848327	15
256758	226128	-30630	433959	920270	486311	4186419	7457403	3270984	151
						84	79252	79168	1511
						84	79252	79168	15112 &
						30000	36000	6000	15115
						30000	36000	6000	1512
						30000	36000	6000	15121 &
						30000	36000	6000	15123 &
6607	72719	66112	61649	66188	4539	899579	1053880	154301	15124
						899579	1053880	154301	1513
				1735	1735	10917	16310	5393	15131 &
6607	72719	66112	7730	7658	-72	859376	1009943	150567	15132
						859376	1009943	150567	15133
						859376	1009943	150567	15135 &
			53919	56795	2876	29286	27627	-1659	15136
250151	153409	-96742	372310	854082	481772	3256756	6288271	3031515	1514
						3256756	6288271	3031515	15141
216549	81413	-135136	46546	238184	191638	459748	2324708	1864960	15142
						459748	2324708	1864960	15143
						459748	2324708	1864960	15144
33602	29426	-4176	309178	531256	222078	2793787	3652154	858367	15145 &
						2793787	3652154	858367	15149
	42570	42570	16586	84642	68056	3221	310002	306781	15149
217698	167611	-50087	202316	322532	120216	1710267	2229043	518776	152
217698	167611	-50087	202316	322532	120216	1710267	2229043	518776	152
				480	480	2528	121908	119380	15201
108849	83803	-25046	95117	130560	35443	769952	921532	151580	15202
						769952	921532	151580	15203 &
			6000	38032	32032	71717	209557	137840	15204
108849	83808	-25041	101177	153437	52260	801707	904724	103017	15204
			22	23	1	64363	71322	6959	15205
1812929	1530522	-282407	235521	762208	526687	2106044	3022309	916265	15206
1621360	1529528	-91832	198746	480641	281895	1568986	2212543	643557	153
12585	25800	13215	187680	360955	173275	155336	528390	373054	1531
						155336	528390	373054	15312 &
1591437	1486614	-104823	10699	118967	108268	1315709	1531836	216127	15313
						1315709	1531836	216127	15314 &
17338	17114	-224	367	719	352	97941	152317	54376	15319
189069		-189069	31335	32712	1377	485422	652168	166746	1532
189069		-189069	31335	32712	1377	485422	652168	166746	15322
2500	994	-1506	5440	248855	243415	51636	157598	105962	1533
						51636	157598	105962	15331 &
2500	994	-1506	5440	248855	243415	51636	157598	105962	15332
498001	852934	354933	485452	561960	76508	12492976	19464087	6971111	154
1275	644	-631	5709	24224	18515	132234	231716	99482	1541
1275	637	-638				3721	5617	1896	15411
	7	7	2042	2020	-22	118400	207383	88983	15412
			3667	22204	18537	10113	18716	8603	15419
475123	833728	358605	200602	277979	77377	11139874	17190069	6050195	1542
475123	833728	358605	200602	277979	77377	11139874	17190069	6050195	15421
21603	18562	-3041	13788	15502	1714	376830	376525	-305	1543
						376830	376525	-305	15432 &
2500	994	-1506	5440	248855	243415	51636	157598	105962	15439
			265353	244255	-21098	844038	1665777	821739	1549
			24505	41643	17138	448275	574018	125743	15491
			1368	7406	6038	241613	888329	646716	15493
			239480	195206	-44274	153532	202134	48602	15494
						618	1296	678	15495 &
						618	1296	678	15499
56856	57630	774	70729	124251	53522	4592750	4763941	171191	155
						4592750	4763941	171191	1551 &
						4592750	4763941	171191	1553 &
56856	57630	774	70729	124251	53522	4592750	4763941	171191	1554
						4592750	4763941	171191	15510 &
						4592750	4763941	171191	15532 &
48342	48342		64320	103911	39591	59297	360544	301247	15541
						59297	360544	301247	15542 &
8514	9288	774	6409	20340	13931	4533453	4403397	-130056	15549
						4533453	4403397	-130056	15549
			89372	157161	67789	321680	839962	518282	16
2459921	3493621	1033700	14602786	20024596	5421810	43263237	55460194	12196957	17
1045814	1939022	893208	12874777	17824512	4949735	38485351	49388367	10903016	171

Industry Code	Industry Major Groups & Industries	No. of reporting establishments	Total stocks			Input materials		
			Value at the beginning of the year (col 7+10+13+16)	Value at the end of the year (col 8+11+14+17)	Net stocks increase (col 9+12+15+18)	Value at the beginning of the year	Value at the end of the year	Net stocks increase
1	2	3	4	5	6	7	8	9
1711	Spinning of textiles	504	80158124	95863095	15704971	50051026	58403194	8352168
17111	Spinning of natural textile fibres	68	2680200	3017934	337734	1107247	924011	-183236
17112	Spinning of man-made staple fibres	11	5893201	3924358	-1968843	2175662	2208917	33255
17113	Textile yarn & thread of natural fibres	313	60170305	72431289	12260984	39856992	45251849	5394857
17114	Text. yarn & thread of MM staple fibres	101	11255265	16235349	4980084	6874405	9937148	3062743
17115	Processing of textile waste	11	159153	254165	95012	36720	81269	44549
1712	Textile fabrics	266	36858120	48795675	11937555	19303928	22156414	2852486
17121	Fabrics other than cotton	47	1598183	2640933	1042750	648551	695532	46981
17122	Cotton fabrics	130	25747463	32446132	6698669	13577210	14260806	683596
17123	Fabrics of man-made filaments	29	6873256	10078558	3205302	3939813	5629568	1689755
17124	Pile fabrics, terry towelling etc	56	2638211	3629065	990854	1137347	1569521	432174
17125	Weaving of fabrics on khadi / handloom	4	1007	987	-20	1007	987	-20
1713	Finishing of textiles	311	11835249	13761301	1926052	7090597	8708562	1617965
17131	Finishing of textile fibres & yarn	129	5219339	6084191	864852	2995824	3979730	983906
17132	Bleaching & dyeing of fabrics	145	3468878	4461333	992455	2662759	3261992	599233
17133	Printing services of fabrics	21	211327	176193	-35134	211327	176193	-35134
17134	Finishing of textiles (khadi/handloom)	12	18919	10681	-8238	18919	7681	-11238
17139	Other textile finishing n.e.c.	4	2916786	3028903	112117	1201768	1282966	81198
172	Other textiles	140	11670027	14544874	2874847	5271337	6847145	1575808
1721	Made-up textile articles, not apparel	73	8087137	10533285	2446148	4171126	5620956	1449830
17211	Made-up textile articles for household	26	4607143	6733488	2126345	2473165	3744305	1271140
17212	Other made-up textile articles	47	3479994	3799797	319803	1697961	1876651	178690
1722	Carpets & rugs	20	2450886	2873636	422750	354525	459296	104771
17221	Carpets & rugs (other than by hand)	13	500533	656224	155691	273048	336525	63477
17222	Carpets & rugs (hand made)	7	1950353	2217412	267059	81477	122771	41294
1723	Cordage, rope, twine & netting	17	145164	158374	13210	111474	106959	-15815
17231	Cordage, rope, twine & netting	3	114566	108394	-6172	83940	65933	-18007
17234	Embroidery & zari work by hand	14	30598	49980	19382	27534	41026	13492
1729	Other textiles n.e.c.	30	986840	979579	-7261	634212	659934	25722
17291	Narrow woven fabrics & embroidery	14	96984	84029	-12955	80254	74910	-5344
17293	Other made up textiles							
17299	Other textiles n.e.c.	16	889856	895550	5694	553958	585024	31066
173	Knitted & crocheted fabrics & articles	108	2707984	3586132	878148	1186672	1457351	270679
1730	Knitted & crocheted fabrics	108	2707984	3586132	878148	1186672	1457351	270679
17301	Knitted & crocheted fabrics	28	722695	1134987	412292	161584	230956	69372
17302	Knitted/crocheted cotton text: articles	10	118272	180976	62704	41904	85432	43528
17303	Knitted/crocheted woollen text: articles	48	1212578	1456755	244177	720900	813389	92489
17304	Knitted/crocheted synthetic articles	16	520729	627165	106436	224190	271842	47652
17309	Knitted/crocheted articles n.e.c	6	133710	186249	52539	38094	55732	17638
18	WEARING APPAREL	326	13634676	20792487	7157811	7687626	10973528	3285902
181 &	Wearing apparel, except fur apparel							
182	Articles of fur	326	13634676	20792487	7157811	7687626	10973528	3285902
1810 &	Wearing apparel, except fur apparel							
1820	Articles of fur	326	13634676	20792487	7157811	7687626	10973528	3285902
18101	Clothes of leather & substitutes	14	1003337	1968124	964787	564948	1235604	670656
18102	Workwear	6	81298	105159	23861	52092	55741	3649
18103	Outerwear	47	1823598	2527936	704338	1219358	1537748	318390
18104	Other outerwear	34	1766424	1760193	-6231	1073528	1055263	-18265
18105	Underwears	55	1065653	1443858	378205	722700	967270	253570
18106	Babies' garments & clothing accessories	87	1565280	4058892	2493612	948678	2383537	1434859
18107	Clothing accessories of leather	74	6278969	8867899	2588930	3067376	3679783	612407
18109 &	Wearing apparel & accessories n.e.c							
18201	Tanned or dressed furskins	9	50117	60426	10309	38946	49582	10636
19	LEATHER PRODUCTS	142	6659825	7907866	1248041	2199671	2591566	391895
191	Tanning & dressing of leather	106	5166192	5881685	715493	1457770	1661298	203528
1911	Tanning & dressing of leather	87	4465952	4567011	101059	1227422	1256064	28642
19111	Tanning & dressing of leather	64	2408337	2353593	-54744	606889	596652	-10237
19113	Tanning of sheep, goat leather	11	1121027	1253049	132022	131076	130328	-748
19114 &	Tanning/dressing of other animal leathe							
19115	Leather waste, dust, powder & flour	12	936588	960369	23781	489457	529084	39627
1912	Luggage, saddlery & harness	19	700240	1314674	614434	230348	405234	174886
19120	Luggage, saddlery & harness	19	700240	1314674	614434	230348	405234	174886
192	Footwear	36	1493633	2026181	532548	741901	930268	188367
1920	Footwear	36	1493633	2026181	532548	741901	930268	188367
19201 &	Footwear							
19202 &	Sports footwear							
19204	Parts of footwear	36	1493633	2026181	532548	741901	930268	188367
20	WOOD & WOOD PRODUCTS	62	1775604	2280201	504597	917632	1269819	352187
201	Sawmilling & planing of wood	5	87341	149653	62312	39340	42072	2732
2010	Sawmilling & planing of wood	5	87341	149653	62312	39340	42072	2732
20101 &	Sawmilling or chipping of wood							

Industry Code	Industry Major Groups & Industries	No. of reporting establishments	Total stocks			Input materials		
			Value at the beginning of the year (col 7+10+13+16)	Value at the end of the year (col 8+11+14+17)	Net stocks increase (col 9+12+15+18)	Value at the beginning of the year	Value at the end of the year	Net stocks increase
1	2	3	4	5	6	7	8	9
20102 &	Shaping of wood							
20103	Treating wood with preservatives	5	87341	149653	62312	39340	42072	2732
202	Products of wood	57	1688263	2130548	442285	878292	1227747	349455
2021	Plywood, panels & boards	52	1688018	2130163	442145	878292	1227747	349455
20211	Panels & boards	45	1615850	2040922	425072	828121	1164944	336823
20212	Veneer sheets; plywood; densified wood	7	72168	89241	17073	50171	62803	12632
2023 &	Wooden containers							
2029	Other products of wood	5	245	385	140			
20231 &	Wooden containers							
20291 &	Other products of wood							
20293	Repair of wooden products n.e.c	5	245	385	140			
21	PAPER & PAPER PRODUCTS	133	9764632	10708090	943458	7792546	7788062	-4484
210	Paper & paper products	133	9764632	10708090	943458	7792546	7788062	-4484
2101	Pulp, paper & paperboard	44	3321405	4132962	811557	2024954	2025621	667
21012	Paper and paperboard	6	1389555	1144089	-245466	718876	321209	-397667
21013 &	Tissue / uncoated paper & paperboard							
21014	Other uncoated paper & paperboard	16	131149	146657	15508	67206	80732	13526
21016 &	Processing of paper & paperboard							
21017	Waste & scrap of paper & board	22	1800701	2842216	1041515	1238872	1623680	384808
2102	Containers of paper & paperboard	73	6337180	6444509	107329	5707571	5688446	-19125
21021 &	Containers of paper & paperboard							
21029	Containers of paper & board n.e.c	73	6337180	6444509	107329	5707571	5688446	-19125
2109	Other articles of paper&paperboard	16	106047	130619	24572	60021	73995	13974
21091	Household & toilet paper products	9	20317	31195	10878	11086	16329	5243
21092 &	Paper stationery							
21093	Wallpaper	3	13000	601	-12399	13000	601	-12399
21099	Other articles of paper n.e.c	4	72730	98823	26093	35935	57065	21130
22	PUBLISHING, PRINTING & REPRODUCTION	47	1698510	1773654	75144	962804	1043093	80289
221	Publishing	16	123442	154295	30853	68116	94256	26140
2211 &	Printing & publication of books etc							
2212	Publishing of newspapers & journals	13	60925	111355	50430	43252	75279	32027
2213 &	Publishing of music							
2219	Other publishing	3	62517	42940	-19577	24864	18977	-5887
222	Printing	31	1575068	1619359	44291	894688	948837	54149
2221	Printing	8	870662	776824	-93838	358850	326145	-32705
2222	Service activities of printing	23	704406	842535	138129	535838	622692	86854
23	PETROLEUM	30	7246791	14461652	7214861	3453328	8364522	4911194
232	Refined petroleum products	30	7246791	14461652	7214861	3453328	8364522	4911194
23201	Refined petroleum products	18	7128394	14343039	7214645	3384851	8293248	4908397
23202	Petroleum gases	7	95069	97601	2532	61040	62165	1125
23203 &	Other petroleum products							
23205	Refined petroleum products n.e.c	5	23328	21012	-2316	7437	9109	1672
24	CHEMICALS & CHEMICAL PRODUCTS	494	37522859	50799708	13276849	16975072	21744946	4769874
241	Basic chemicals	98	10118821	17355612	7236791	5718052	7539005	1820953
2411	Basic chemicals	63	4971363	7142128	2170765	3070119	3411151	341032
24111	Industrial gases	11	72531	96159	23628	38759	34574	-4185
24112	Dyes & pigments	12	1399231	1836493	437262	770359	1022436	252077

Goods purchased for resale			Work in Process			Finished products and by-products			Industry Code
Value at the beginning of the year	Value at the end of the year	Net stocks increase	Value at the beginning of the year	Value at the end of the year	Net stocks increase	Value at the beginning of the year	Value at the end of the year	Net stocks increase	
10	11	12	13	14	15	16	17	18	1
						48001	107581	59580	20102 & 20103
27690	79912	52222	555981	544539	-11442	226300	278350	52050	202
27690	79912	52222	555981	544539	-11442	226055	277965	51910	2021
23475	79912	56437	548897	537957	-10940	215357	258109	42752	20211
4215		-4215	7084	6582	-502	10698	19856	9158	20212
						245	385	140	2023 & 2029
						245	385	140	20231 & 20291 & 20293
19047	509496	490449	327856	415139	87283	1625183	1995393	370210	21
19047	509496	490449	327856	415139	87283	1625183	1995393	370210	210
12000	507154	495154	234093	294128	60035	1050358	1306059	255701	2101
			111157	135711	24554	559522	687169	127647	21012
12000	12000		805	805		51138	53120	1982	21013 & 21014
	495154	495154	122131	157612	35481	439698	565770	126072	21016 & 21017
6022	1825	-4197	86452	110246	23794	537135	643992	106857	2102
6022	1825	-4197	86452	110246	23794	537135	643992	106857	21021 & 21029
1025	517	-508	7311	10765	3454	37690	45342	7652	2109
1025	517	-508	1460	499	-961	6746	13850	7104	21091
			5851	10266	4415	30944	31492	548	21092 & 21093
			394483	385866	-8617	341223	344695	3472	21099
			28588	18664	-9924	26738	41375	14637	22
			2431	2875	444	15242	33201	17959	221 & 2212
			26157	15789	-10368	11496	8174	-3322	2213 & 2219
			365895	367202	1307	314485	303320	-11165	222
			322094	304201	-17893	189718	146478	-43240	2221
			43801	63001	19200	124767	156842	32075	2222
496919	1596523	1099604	1068628	1467448	398820	2227916	3033159	805243	23
496919	1596523	1099604	1068628	1467448	398820	2227916	3033159	805243	232
492106	1590420	1098314	1068628	1467448	398820	2182809	2991923	809114	23201
2044	3334	1290				31985	32102	117	23202
2769	2769					13122	9134	-3988	23203 & 23205
2378080	3682991	1304911	3008513	3119405	110892	15161194	22252366	7091172	24
1392020	2388526	996506	751103	816770	65667	2257646	6611311	4353665	241
419250	530399	111149	338171	441773	103602	1143823	2758805	1614982	2411
18159	31882	13723				15613	29703	14090	24111
100139	160137	59998	112641	117121	4480	416092	536799	120707	24112

Industry Code	Industry Major Groups & Industries	No. of reporting establishments	Total stocks			Input materials		
			Value at the beginning of the year (col 7+10+13+16)	Value at the end of the year (col 8+11+14+17)	Net stocks increase (col 9+12+15+18)	Value at the beginning of the year	Value at the end of the year	Net stocks increase
			4	5	6	7	8	9
24113	Inorganic acids & compounds	12	812660	1060910	248250	582967	580706	-2261
24114	Chemical elements	11	196951	286333	89382	139817	199423	59606
24115	Other basic inorganic chemicals n.e.c	6	109811	203816	94005	17932	31145	13213
24116	Other basic organic chemicals	8	1512775	2679305	1166530	824150	793116	-31034
24117	Basic organic chemical products	3	867404	979112	111708	696135	749751	53616
2412	Fertilizers & Nitrogen compounds	16	2745606	8013406	5267800	1756169	3294098	1537929
24121 &	Fertilizers & Nitrogen compounds							
24129	Other fertilizers n.e.c.	16	2745606	8013406	5267800	1756169	3294098	1537929
2413	Plastics & synthetic rubber	19	2401852	2200078	-201774	891764	833756	-58008
24131	Plastics in primary forms	4	773077	581826	-191251	283742	229836	-53906
24132	Other plastics in primary forms	8	1238381	1186131	-52250	449304	383165	-66139
24134	Synthetic rubber in primary forms	7	390394	432121	41727	158718	220755	62037
242 &	Other chemical products							
243	Man-made fibres	396	27404038	33444096	6040058	11257020	14205941	2948921
2421	Pesticides & agrochemical products	14	836095	908475	72380	404170	434935	30765
24210	Pesticides & agrochemical products	14	836095	908475	72380	404170	434935	30765
2422	Paints, varnishes, printing ink	27	3140391	3809245	668854	1010877	1025952	15075
24221	Paints & varnishes of polymers	20	2810040	3416353	606313	759291	762979	3688
24222	Other paints & varnishes etc	7	330351	392892	62541	251586	262973	11387
2423	Pharmaceuticals	228	13439701	15040156	1600455	4794728	6173850	1379122
24231	Basic pharmaceuticals	6	56449	78401	21952	37290	57813	20523
24233	Pharmaceutical preparations	186	12829805	14093846	1264041	4419515	5475805	1056290
24234 &	Other pharmaceutical preparations							
24235	Surgical instruments	12	165510	147147	-18363	91704	85364	-6340
24239	Other pharmaceutical products n.e.c	24	387937	720762	332825	246219	554868	308649
2424	Soaps & detergents	94	3136052	3669277	533225	1911368	2213498	302130
24243	Soaps & detergents	69	2186751	2550179	363428	1578231	1830872	252641
24244 &	Odiferous preparations and waxes							
24245 &	Agarbatti etc							
24246	Perfumes & toilet preparations	25	949301	1119098	169797	333137	382626	49489
2429 &	Other chemical products							
2430	Man-made fibres	33	6851799	10016943	3165144	3135877	4357706	1221829
24291	Explosives							
24292	Glues and gelatines	11	301332	345125	43793	140033	150698	10665
24293	Essential oils							
24296	Other chemical products	5	3708	4399	691	2520	3645	1125
24297 &	Misc. other chemical products n.e.c							
24301	Synthetic fibre	17	6546759	9667419	3120660	2993324	4203363	1210039
25	RUBBER & PLASTICS PRODUCTS	170	6224799	11548736	5323937	3431461	8177037	4745576
251	Rubber products	28	617921	704111	86190	218837	315039	96202
2511	Rubber tyres & tubes; retreading	14	491032	549251	58219	139153	215731	76578
25111 &	Rubber tyres & tubes							
25112	Retreading pneumatic rubber tyres	14	491032	549251	58219	139153	215731	76578
2519	Other rubber products	14	126889	154860	27971	79684	99308	19624
25191	Other rubber products	9	102864	129401	26537	60939	80231	19292
25192 &	Vulcanised & hard rubber articles							
25199	Other rubber products n.e.c	5	24025	25459	1434	18745	19077	332
252	Plastic products	142	5606878	10844625	5237747	3212624	7861998	4649374
2520	Plastic products	142	5606878	10844625	5237747	3212624	7861998	4649374
25201	Plastic plates, sheets & tubes	42	1263807	1388324	124517	570008	575659	5651
25202	Packaging products of plastic	53	2438921	6628991	4190070	1290785	5511626	4220841
25203	Builders' ware plastic	9	142357	228484	86127	64578	153795	89217
25204	Other plastic products	38	1761793	2598826	837033	1287253	1620918	333665
26	OTHER NON-METALLIC MINERAL PRODUCTS	482	11017987	15241557	4223570	5019096	6685923	1666827
261	Glass & glass products	34	1428702	2653526	1224824	747469	1119176	371707
2610	Glass & glass products	34	1428702	2653526	1224824	747469	1119176	371707
26101	Flat glass	5	170103	351391	181288	59630	87528	27898
26102	Shaping & processing of flat glass	6	107295	469416	362121	89270	77651	-11619
26103	Hollow glass	10	1021969	1640804	618835	534305	820979	286674
26104 &	Glass fibres							
26105	Other glass, processed	7	49841	117046	67205	41926	113131	71205
26106	Other glassware including bangles	6	79494	74869	-4625	22338	19887	-2451
269	Non-metallic mineral products n.e.c.	448	9589285	12588031	2998746	4271627	5566747	1295120

Industry Code	Industry Major Groups & Industries	No. of reporting establishments	Total stocks			Input materials		
			Value at the beginning of the year (col 7+10+13+16)	Value at the end of the year (col 8+11+14+17)	Net stocks increase (col 9+12+15+18)	Value at the beginning of the year	Value at the end of the year	Net stocks increase
			4	5	6	7	8	9
2691	Non-refractory ceramic ware	97	254058	311309	57251	85255	86406	1151
26911	Ceramic household & ornaments	57	154994	187854	32860	78539	78891	352
26912	Sanitary ceramic fixtures	36	96914	120589	23675	5595	5979	384
26913	Ceramic insulators	4	2150	2866	716	1121	1536	415
2692	Refractory ceramic products	6	284593	330988	46395	115599	197556	81957
26920	Refractory ceramic products	6	284593	330988	46395	115599	197556	81957
2693	Structural clay & ceramic products	155	283068	292322	9254	102577	134161	31584
26931	Ceramic tiles & flags	4	223551	249580	26029	77374	109207	31833
26932	Construction products in baked clay	151	59517	42742	-16775	25203	24954	-249
2694	Cement, lime & plaster	30	6250266	8922218	2671952	1832001	2934696	1102695
26941	Cement	30	6250266	8922218	2671952	1832001	2934696	1102695
2695	Articles of concrete, cement & plaster	24	832238	929424	97186	762577	811790	49213
26951 &	Concrete products for construction							
26955	Articles of fibre cement	24	832238	929424	97186	762577	811790	49213
2696	Cutting, shaping & finishing of stone	132	1639831	1752974	113143	1350952	1369704	18752
26960	Ornamental & building stone articles	132	1639831	1752974	113143	1350952	1369704	18752
2699	Other non-metallic mineral products	4	45231	48796	3565	22666	32434	9768
26991 &	Abrasive products							
26992	Non-metallic mineral products n.e.c	4	45231	48796	3565	22666	32434	9768
27	BASIC METALS	291	19492385	25165447	5673062	12397581	13959119	1561538
271	Basic iron & steel	245	18486613	24045887	5559274	11660578	13199115	1538537
2711	Basic iron & steel	76	10877317	13448908	2571591	7503230	8223600	720370
27111 &	Products of iron & steel							
27112	Ferro alloys	8	9531151	10028228	497077	6571932	6826121	254189
27113	Ingot, billets	43	901326	2896190	1994864	624449	1105882	481433
27114 &	Stainless steel products							
27118 &	Hot-rolled rods & bars							
27119	Heavy sections of steel	25	444840	524490	79650	306849	291597	-15252
2712	Tubes and tube fittings	51	3549084	4426392	877308	2038965	2422364	383399
27121	Tubes & tube fittings of cast iron	13	251251	371963	120712	140423	185666	45243
27122	Steel tubes & fittings	38	3297833	4054429	756596	1898542	2236698	338156
2713	Other first processed iron & steel	118	4060212	6170587	2110375	2118383	2553151	434768
27131 &	Cold-drawn products							
27132	Cold-rolled narrow strip	47	2250624	2462574	211950	1316119	1091381	-224738
27133	Cold-formed / folded products of iron	68	1754501	3650435	1895934	782117	1443943	661826
27134	Wires	3	55087	57578	2491	20147	17827	-2320
272	Basic precious & non-ferrous metals	41	907811	993347	85536	669445	679970	10525
2721 &	Basic precious metals							
2722	Aluminium & its products	25	338350	497408	159058	224736	316832	92096
27211 &	Silver							
27221 &	Aluminium, unwrought; alumina							
27222	Semi-finished products of aluminium	22	329848	489048	159200	222303	314102	91799
27229	Other aluminium products	3	8502	8360	-142	2433	2730	297
2723	Lead, zinc, tin & products	3	12077	21404	9327	3908	2890	-1018
27232	Lead, zinc, tin & their alloys	3	12077	21404	9327	3908	2890	-1018
2724	Copper products	13	557384	474535	-82849	440801	360248	-80553
27241 &	Copper, copper mattes							
27242	Semi-finished products of copper	13	557384	474535	-82849	440801	360248	-80553
273	Casting of metals	5	97961	126213	28252	67558	80034	12476
2731	Casting of iron & steel	5	97961	126213	28252	67558	80034	12476
27311 &	Casting of iron							
27312	Casting of steel	5	97961	126213	28252	67558	80034	12476
28	FABRICATED METAL PRODUCTS	144	3881212	6187249	2306037	1830709	2848364	1017655
281	Structural metal products	27	279841	357631	77790	174571	181145	6574
2811	Structural metal products	12	82221	157119	74898	41270	52470	11200
28111	Metal structures & parts	8	61088	96357	35269	38882	49950	11068
28112 &	Repairs of metal structures							
28113 &	Builders' carpentry & joinery of metal							
28119	Other structural metal products	4	21133	60762	39629	2388	2520	132
2812	Tanks & containers	15	197620	200512	2892	133301	128675	-4626
28121	Tanks & containers	11	88470	81860	-6610	64558	56762	-7796

Goods purchased for resale			Work in Process			Finished products and by-products			Industry Code
Value at the beginning of the year	Value at the end of the year	Net stocks increase	Value at the beginning of the year	Value at the end of the year	Net stocks increase	Value at the beginning of the year	Value at the end of the year	Net stocks increase	
10	11	12	13	14	15	16	17	18	1
			8267	13069	4802	160536	211834	51298	2691
			1711	1186	-525	74744	107777	33033	26911
			6556	11883	5327	84763	102727	17964	26912
						1029	1330	301	26913
			1648	2002	354	167346	131430	-35916	2692
			1648	2002	354	167346	131430	-35916	26920
58815	69572	10757	30438	24709	-5729	91238	63880	-27358	2693
58815	69572	10757	30438	24709	-5729	56924	46092	-10832	26931
						34314	17788	-16526	26932
137438	130549	-6889	941369	1863042	921673	3339458	3993931	654473	2694
137438	130549	-6889	941369	1863042	921673	3339458	3993931	654473	26941
			17502	19784	2282	52159	97850	45691	2695
									26951 &
			17502	19784	2282	52159	97850	45691	26955
8292	9175	883	86753	96504	9751	193834	277591	83757	2696
8292	9175	883	86753	96504	9751	193834	277591	83757	26960
			3236	3487	251	19329	12875	-6454	2699
									26991 &
			3236	3487	251	19329	12875	-6454	26992
65834	186498	120664	1296852	2395767	1098915	5732118	8624063	2891945	27
56240	111265	55025	1248878	2340019	1091141	5520917	8395488	2874571	271
13655		-13655	765718	1154338	388620	2594714	4070970	1476256	2711
									27111 &
			740419	861390	120971	2218800	2340717	121917	27112
13655		-13655	23499	179596	156097	239723	1610712	1370989	27113
									27114 &
									27118 &
			1800	113352	111552	136191	119541	-16650	27119
	63010	63010	325472	493933	168461	1184647	1447085	262438	2712
			51216	121752	70536	59612	64545	4933	27121
	63010	63010	274256	372181	97925	1125035	1382540	257505	27122
42585	48255	5670	157688	691748	534060	1741556	2877433	1135877	2713
									27131 &
42585	41542	-1043	140393	298345	157952	751527	1031306	279779	27132
	6713	6713	23	371320	371297	972361	1828459	856098	27133
			17272	22083	4811	17668	17668		27134
9594	75233	65639	26273	36633	10360	202499	201511	-988	272
									2721 &
1373	63397	62024	19290	26654	7364	92951	90525	-2426	2722
									27211 &
									27221 &
	62608	62608	19023	26213	7190	88522	86125	-2397	27222
1373	789	-584	267	441	174	4429	4400	-29	27229
1491	11836	10345	4062	4062		2616	2616		2723
1491	11836	10345	4062	4062		2616	2616		27232
6730		-6730	2921	5917	2996	106932	108370	1438	2724
									27241 &
6730		-6730	2921	5917	2996	106932	108370	1438	27242
			21701	19115	-2586	8702	27064	18362	273
			21701	19115	-2586	8702	27064	18362	2731
									27311 &
			21701	19115	-2586	8702	27064	18362	27312
66737	57303	-9434	751191	836780	85589	1232575	2444802	1212227	28
10369	412	-9957	26883	23377	-3506	68018	152697	84679	281
10369	412	-9957	13554	5392	-8162	17028	98845	81817	2811
			6368	4887	-1481	15838	41520	25682	28111
									28112 &
									28113 &
10369	412	-9957	7186	505	-6681	1190	57325	56135	28119
			13329	17985	4656	50990	53852	2862	2812
			3500	5494	1994	20412	19604	-808	28121

Industry Code	Industry Major Groups & Industries	No. of reporting establishments	Total stocks			Input materials		
			Value at the beginning of the year (col 7+10+13+16)	Value at the end of the year (col 8+11+14+17)	Net stocks increase (col 9+12+15+18)	Value at the beginning of the year	Value at the end of the year	Net stocks increase
			4	5	6	7	8	9
28122	Radiators & boilers	4	109150	118652	9502	68743	71913	3170
289	Other fabricated metal products	117	3601371	5829618	2228247	1656138	2667219	1011081
2892 &	Treating & coating of metals							
2893	Cutlery & general hardware	19	784190	860092	75902	220354	226793	6439
28931 &	Cutlery							
28932	Hand tools	15	754414	832370	77956	199790	207110	7320
28923 &	Mechanical engineering services							
28933 &	Locks & hinges							
28939	General hardware	4	29776	27722	-2054	20564	19683	-881
2899	Other fabricated metal products n.e.c	98	2817181	4969526	2152345	1435784	2440426	1004642
28991	Steel drums & containers	9	108824	119464	10640	46310	55117	8807
28992	Light containers of metals	8	36567	67678	31111	35324	66578	31254
28993	Wire products	29	2537491	4630398	2092907	1284273	2249318	965045
28994	Fasteners, chains, springs etc	6	9363	10249	886	3457	3629	172
28995 &	Swords, cutlasses & similar arms							
28996	Other fabricated metal products	43	124936	141737	16801	66420	65784	-636
28997	IMR of other metal products n.e.c	3						
29	MACHINERY & EQUIPMENT N.E.C.	372	10641620	12725197	2083577	6642795	7755692	1112897
291	General-purpose machinery	68	1327542	1578728	251186	692730	996824	304094
2911	Engines & turbines	5	17140	21833	4693	15069	19244	4175
29111 &	Engines							
29112 &	Turbines							
29113	Parts of turbines	5	17140	21833	4693	15069	19244	4175
2912	Pumps, compressors, taps & valves	22	414164	549598	135434	161580	293148	131568
29121	Hydraulic/pneumatic power engine/motors	4	58432	92558	34126	55021	91157	36136
29122	Pumps for liquids	8	201092	345642	144550	104124	200113	95989
29123 &	Air or vacuum pumps							
29124 &	Taps, cocks & valves etc							
29125	IMR of pumps, taps & valves	10	154640	111398	-43242	2435	1878	-557
2913	Driving elements	6	304226	248811	-55415	168693	214777	46084
29131 &	Driving elements							
29132	Parts of driving elements	6	304226	248811	-55415	168693	214777	46084
2914	Ovens, furnaces & furnace burners	3	6504	15437	8933	487	885	398
29141	Ovens, furnaces & furnace burners	3	6504	15437	8933	487	885	398
2915 &	Lifting & handling equipment							
2919	Other general-purpose machinery	32	585508	743049	157541	346901	468770	121869
29151 &	Lifting & handling equipment & Parts							
29191	Cooling & ventilation equipment	10	114019	252602	138583	63493	95520	32027
29192	Gas generators & filtering apparatus	5	304069	330424	26355	198813	264546	65733
29193 &	Packing, weighing & spraying machinery							
29195	Machinery for temperature treatment	6	148944	135742	-13202	69769	89040	19271
29196	Parts of other general purpose machinery	8	18232	23337	5105	14582	18720	4138
29197 &	Dish washing machines							
29198 &	IMR of gen. purpose machinery							
29199	Other general purpose machinery	3	244	944	700	244	944	700
292	Special-purpose machinery	142	6375361	7639655	1264294	4232607	4748002	515395
2921	Agricultural & forestry machinery	90	4508500	5414573	906073	3283611	3574581	290970
29211	Agricultural tractors	9	3065680	3588657	522977	2758214	2963680	205466
29212	Agricultural & forestry machinery	17	8747	5161	-3586	3341	2936	-405
29214	Harvesting machinery	27	1090510	1315059	224549	269673	270180	507
29215 &	Spraying machinery for agriculture							
29216	Self-loading/unloading agri. trailers	4	2049	18783	16734	1418	3027	1609
29217 &	Other agricultural or forestry machines							
29218	IMR of agricultural machinery	33	341514	486913	145399	250965	334758	83793
2922	Manufacture of machine tools	7	760057	866494	106437	166914	214770	47856
29221	Portable hand-held power tools	4	751662	847283	95621	159425	199174	39749
29222 &	Machine tools for working metals etc							
29224 &	Other machine tools for working metals							
29226	Welding tools & hot spraying machines	3	8395	19211	10816	7489	15596	8107
2923 &	Machinery for metallurgy							
2924	Mining & quarrying machinery	5	39597	54553	14956	18156	29627	11471
29231 &	Machinery for metallurgy & parts							
29244 &	Foundry moulds forming machinery							
29246 &	Machinery parts for mining, quarrying							
29247	IMR of construction machinery	5	39597	54553	14956	18156	29627	11471

Goods purchased for resale			Work in Process			Finished products and by-products			Industry Code
Value at the beginning of the year	Value at the end of the year	Net stocks increase	Value at the beginning of the year	Value at the end of the year	Net stocks increase	Value at the beginning of the year	Value at the end of the year	Net stocks increase	
10	11	12	13	14	15	16	17	18	1
			9829	12491	2662	30578	34248	3670	28122
56368	56891	523	724308	813403	89095	1164557	2292105	1127548	289
									2892 &
1119	1045	-74	53571	55269	1698	509146	576985	67839	2893
									28931 &
1119	1045	-74	50353	52085	1732	503152	572130	68978	28932
									28923 &
									28933 &
			3218	3184	-34	5994	4855	-1139	28939
55249	55846	597	670737	758134	87397	655411	1715120	1059709	2899
55249	55249		2563	2125	-438	4702	6973	2271	28991
			380	325	-55	863	775	-88	28992
			662347	740898	78551	590871	1640182	1049311	28993
			2146	2146		3760	4474	714	28994
									28995 &
	597	597	3301	12640	9339	55215	62716	7501	28996
									28997
316518	608004	291486	1016782	989118	-27664	2665525	3372383	706858	29
32454	17779	-14675	191550	117966	-73584	410808	446159	35351	291
			20	25	5	2051	2564	513	2911
									29111 &
			20	25	5	2051	2564	513	29112 &
70	5085	5015	66213	78850	12637	186301	172515	-13786	29113
									2912
			66213	78850	12637	3411	1401	-2010	29121
						30755	66679	35924	29122
									29123 &
									29124 &
70	5085	5015				152135	104435	-47700	29125
19690		-19690	95535	17909	-77626	20308	16125	-4183	2913
									29131 &
19690		-19690	95535	17909	-77626	20308	16125	-4183	29132
			4733	11855	7122	1284	2697	1413	2914
			4733	11855	7122	1284	2697	1413	29141
									2915 &
12694	12694		25049	9327	-15722	200864	252258	51394	2919
									29151 &
			1650	1770	120	48876	155312	106436	29191
12694	12694					92562	53184	-39378	29192
									29193 &
			22080	6238	-15842	57095	40464	-16631	29195
			1319	1319		2331	3298	967	29196
									29197 &
									29198 &
									29199
244783	444967	200184	490324	571444	81120	1407647	1875242	467595	292
32535	221053	188518	101943	137657	35714	1090411	1481282	390871	2921
32535	221053	188518	64230	72061	7831	210701	331863	121162	29211
			720	680	-40	4686	1545	-3141	29212
						820837	1044879	224042	29214
									29215 &
			66	8819	8753	565	6937	6372	29216
									29217 &
			36927	56097	19170	53622	96058	42436	29218
196314	211632	15318	278506	294388	15882	118323	145704	27381	2922
196314	211632	15318	278506	294388	15882	117417	142089	24672	29221
									29222 &
									29224 &
						906	3615	2709	29226
									2923 &
			6946	5049	-1897	14495	19877	5382	2924
									29231 &
									29244 &
									29246 &
			6946	5049	-1897	14495	19877	5382	29247

Industry Code	Industry Major Groups & Industries	No. of reporting establishments	Total stocks			Input materials		
			Value at the beginning of the year (col 7+10+13+16)	Value at the end of the year (col 8+11+14+17)	Net stocks increase (col 9+12+15+18)	Value at the beginning of the year	Value at the end of the year	Net stocks increase
			4	5	6	7	8	9
2925	Machinery for food & tobacco processing	12	724374	952841	228467	670703	821887	151184
29251	Machinery for food & tobacco processing	12	724374	952841	228467	670703	821887	151184
2926	Textile & leather production machinery	13	183954	251154	67200	68595	79707	11112
29261	Spinning, weaving & knitting machinery	3	7384	5153	-2231	427	485	58
29262	Other machinery for textile production	3	4344	6345	2001	4344	6345	2001
29264	Parts of machinery for textile	3	495	628	133	425	548	123
29265	Household sewing machines	4	171731	239028	67297	63399	72329	8930
2927	Weapons & ammunition	10	46780	33178	-13602	22059	17745	-4314
29271	Weapons & ammunition & parts	10	46780	33178	-13602	22059	17745	-4314
2929	Other special-purpose machinery	5	112099	66862	-45237	2569	9685	7116
29292 &	Printing & book-binding machinery							
29293 &	Misc. special purpose machinery							
29294 &	IMR of special purpose machinery n.e.c							
29299	Special-purpose machinery n.e.c	5	112099	66862	-45237	2569	9685	7116
293	Domestic appliances n.e.c.	162	2938717	3506814	568097	1717458	2010866	293408
2930	Electric domestic appliances	162	2938717	3506814	568097	1717458	2010866	293408
29301	Electric domestic appliances	125	2840011	3389490	549479	1654349	1938964	284615
29302	Other electric domestic appliances	8	13110	16570	3460	7171	9421	2250
29303	Parts of electric domestic appliances	19	47523	53711	6188	24978	22028	-2950
29304 &	IMR of professional electric appliances							
29305	Non-electric domestic appliances	6	5235	5755	520	4350	5393	1043
29306 &	Parts of non-electric domestic appliances							
29307	IMR of Industrial machinery	4	32838	41288	8450	26610	35060	8450
31	ELECTRICAL MACHINERY & APPARATUS N.E.C	67	8559444	11128911	2569467	3001972	3793264	791292
311	DC motors, generators & transformers	19	2776501	4430467	1653966	808039	1269225	461186
3110	DC motors, generators & transformers	19	2776501	4430467	1653966	808039	1269225	461186
31102 &	Universal AC/DC motors & AC generators							
31103	Electric generating sets & converters	5	1506792	2296812	790020	577449	972067	394618
31104 &	Electrical transformers							
31106	Motors/generators/transformers parts	5	216011	295697	79686	145277	146482	1205
31107 &	IMR of motors, gener. & transformers							
31109	Elec. motors, gener. & transformers nec	9	1053698	1837958	784260	85313	150676	65363
312	Electricity distri. & control apparatus	12	49881	78863	28982	34676	55781	21105
3120	Electricity distri. & control apparatus	12	49881	78863	28982	34676	55781	21105
31201 &	Control apparatus for > = 1000 V							
31202	Control apparatus for < or = 1000 V	4	24353	45786	21433	19933	37096	17163
31203 &	Electrical boards							
31204	Parts of electricity control apparatus	8	25528	33077	7549	14743	18685	3942
313	Insulated wire & cables	7	3747318	4829218	1081900	1302044	1496741	194697
3130	Insulated wire & cables	7	3747318	4829218	1081900	1302044	1496741	194697
31301	Insulated wire and cable	7	3747318	4829218	1081900	1302044	1496741	194697
314	Accumulators, cells & batteries	10	774365	880037	105672	531625	540019	8394
3140	Accumulators, cells & batteries	10	774365	880037	105672	531625	540019	8394
31401	Primary cells & batteries & parts	10	774365	880037	105672	531625	540019	8394
315	Electric lamps & lighting equipment	9	1133692	798702	-334990	266941	360141	93200
3150	Electric lamps & lighting equipment	9	1133692	798702	-334990	266941	360141	93200
31501	Electric lamps	4	1004976	671213	-333763	181071	260465	79394
31502	Lamps lighting fittings							
31503	Other lamps & lighting fittings	5	128716	127489	-1227	85870	99676	13806
319	Other electrical equipment n.e.c.	10	77687	111624	33937	58647	71357	12710
3190	Other electrical equipment n.e.c	10	77687	111624	33937	58647	71357	12710
31901	Ignition of other wiring sets							
31903	Other electrical equipment & parts	10	77687	111624	33937	58647	71357	12710
32	RADIO, TV & COMMUNICATION EQUIPMENT	14	2773502	2738504	-34998	1369909	1337432	-32477
321	Electronic valves & tubes etc.	4	105832	121950	16118	89120	100250	11130
322	TV, radio & telegraphy apparatus	5	2647831	2563970	-8361	1269100	1226048	-43052
323	Sound/video apparatus of TV & radio	5	19839	52584	32745	11689	11134	-555
33	MEDICAL & OPTICAL INSTRUMENTS	95	1285507	1878842	593335	829752	1108580	278828
331	Medical & measuring instruments	91	1264564	1850519	585955	810038	1085249	275211
3311	Medical/surgical/orthopaedic equipment	81	919409	1268185	348776	551867	636778	84911
3312	Measuring instruments & appliances	10	345155	582334	237179	258171	448471	190300
332 &	Optical & photographic equipment							
333	Watches & clocks	4	20943	28323	7380	19714	23331	3617

Goods purchased for resale			Work in Process			Finished products and by-products			Industry Code
Value at the beginning of the year	Value at the end of the year	Net stocks increase	Value at the beginning of the year	Value at the end of the year	Net stocks increase	Value at the beginning of the year	Value at the end of the year	Net stocks increase	
10	11	12	13	14	15	16	17	18	1
			35152	65117	29965	18519	65837	47318	2925
			35152	65117	29965	18519	65837	47318	29251
			28496	27858	-638	86863	143589	56726	2926
						6957	4668	-2289	29261
									29262
						70	80	10	29264
			28496	27858	-638	79836	138841	59005	29265
15934	12282	-3652				8787	3151	-5636	2927
15934	12282	-3652				8787	3151	-5636	29271
			39281	41375	2094	70249	15802	-54447	2929
									29292 &
									29293 &
									29294 &
			39281	41375	2094	70249	15802	-54447	29299
39281	145258	105977	334908	299708	-35200	847070	1050982	203912	293
39281	145258	105977	334908	299708	-35200	847070	1050982	203912	2930
39281	145258	105977	320351	280112	-40239	826030	1025156	199126	29301
			1479	271	-1208	4460	6878	2418	29302
			12140	18383	6243	10405	13300	2895	29303
									29304 &
			197	201	4	688	161	-527	29305
			741	741		5487	5487		29306 &
									29307
257748	73777	-183971	1671249	2266273	595024	3628475	4995597	1367122	31
40111	61081	20970	1436611	1885346	448735	491740	1214815	723075	311
40111	61081	20970	1436611	1885346	448735	491740	1214815	723075	3110
			691643	902487	210844	237700	422258	184558	31102 &
			70734	149215	78481				31103
									31104 &
									31106
									31107 &
40111	61081	20970	674234	833644	159410	254040	792557	538517	31109
			617	811	194	14588	22271	7683	312
			617	811	194	14588	22271	7683	3120
						4420	8690	4270	31201 &
									31202
									31203 &
			617	811	194	10168	13581	3413	31204
205040		-205040	137582	237653	100071	2102652	3094824	992172	313
205040		-205040	137582	237653	100071	2102652	3094824	992172	3130
205040		-205040	137582	237653	100071	2102652	3094824	992172	31301
14	14		83976	126611	42635	158750	213393	54643	314
14	14		83976	126611	42635	158750	213393	54643	3140
14	14		83976	126611	42635	158750	213393	54643	31401
12077	12077		7572	6734	-838	847102	419750	-427352	315
12077	12077		7572	6734	-838	847102	419750	-427352	3150
12077	12077		6979	5745	-1234	804849	392926	-411923	31501
			593	989	396	42253	26824	-15429	31502
506	605	99	4891	9118	4227	13643	30544	16901	319
506	605	99	4891	9118	4227	13643	30544	16901	3190
									31901
506	605	99	4891	9118	4227	13643	30544	16901	31903
208388	205988	-2400	226178	154591	-71587	969027	1040493	71466	32
			184	215	31	16528	21485	4957	321
208388	186088	-22300	223194	149276	-73918	947149	1002558	55409	322
	19900	19900	2800	5100	2300	5350	16450	11100	323
14367	19990	5623	176975	242964	65989	264413	507308	242895	33
14306	17175	2869	176452	242441	65989	263768	505654	241886	331
14306	17175	2869	140710	189159	48449	212526	425073	212547	3311
			35742	53282	17540	51242	80581	29339	3312
									332 &
61	2815	2754	523	523		645	1654	1009	333

Industry Code	Industry Major Groups & Industries	No. of reporting establishments	Total stocks			Input materials		
			Value at the beginning of the year (col 7+10+13+16)	Value at the end of the year (col 8+11+14+17)	Net stocks increase (col 9+12+15+18)	Value at the beginning of the year	Value at the end of the year	Net stocks increase
1	2	3	4	5	6	7	8	9
34	MOTOR VEHICLES & TRAILERS	139	16978327	24736462	7758135	11017541	15637990	4620449
341	Motor vehicles	12	11456075	17824509	6368434	7227872	10571173	3343301
3410	Motor vehicles	12	11456075	17824509	6368434	7227872	10571173	3343301
34102	Passenger cars, jeep etc	6	7900179	13856244	5956065	5445348	8026612	2581264
34103 &	Motor vehicles for > or = 10 persons							
34104	Motor vehicles for transport of goods	6	3555896	3968265	412369	1782524	2544561	762037
342	Bodies for motor vehicles & trailers	4	31820	100399	68579	22502	87475	64973
3420	Bodies for motor vehicles & trailers	4	31820	100399	68579	22502	87475	64973
34201 &	Bodies for motor vehicles							
34202 &	Bodies for trailer & semi-trailers							
34204	Reconditioning of motor vehicles	4	31820	100399	68579	22502	87475	64973
343	Parts & accessories for motor vehicles	123	5490432	6811554	1321122	3767167	4979342	1212175
3430	Parts & accessories for motor vehicles	123	5490432	6811554	1321122	3767167	4979342	1212175
34301	Parts of engines	10	133875	135391	1516	129200	114803	-14397
34302	Other parts for motor vehicles	85	5119147	6220325	1101178	3472948	4506865	1033917
34303 &	Safety seat belts, airbags etc							
34304	Assembly of motor vehicles parts n.e.c	18	208177	423932	215755	155437	352738	197301
34305	MR of motor vehicles	10	29233	31906	2673	9582	4936	-4646
35	OTHER TRANSPORT EQUIPMENT	47	8175847	9120351	944504	7378429	7843295	464866
351 &	Building & repair of ships & boats							
352 &	Railway locomotives & rolling stock							
353	Aircraft & spacecraft	3	4510542	4756288	245746	4510542	4756288	245746
3511 &	Building & repair of ships							
3520 &	Railway locomotives & rolling stock							
3530	Aircraft and spacecraft	3	4510542	4756288	245746	4510542	4756288	245746
35112 &	Building & repair of transport							
35201 &	Rail locomotives & locomotive tenders							
35309	MR & reconditioning of aircraft	3	4510542	4756288	245746	4510542	4756288	245746
359	Transports equipment n.e.c	44	3665305	4364063	698758	2867887	3087007	219120
3591	Motorcycles	34	3010866	3783750	772884	2337052	2674211	337159
35911	Motorcycles & three wheelers	17	2894000	3563262	669262	2251133	2571027	319894
35919	Other motor-cycle & parts	17	116866	220488	103622	85919	103184	17265
3592	Bicycles & invalid carriages	10	654439	580313	-74126	530835	412796	-118039
35922	Parts & accessories of bicycles etc	7	5958	4428	-1530	4582	4428	-154
35929	Other cycles including tricycles	3	648481	575885	-72596	526253	408368	-117885
36	FURNITURE	130	2320006	2905385	585379	1540793	1913090	372297
361	Furniture	38	250315	370483	120168	139177	229166	89989
3610	Furniture	38	250315	370483	120168	139177	229166	89989
36101	Furniture & fixtures made of wood etc	27	22975	45509	22534	7533	8137	604
36102 &	Furniture & fixtures primarily of metal							
36103	Furniture & fixtures of plastics	7	56864	69608	12744	39824	41534	1710
36104	Coir foam mattresses & pillows etc	4	170476	255366	84890	91820	179495	87675
369	Manufacturing n.e.c	92	2069691	2534902	465211	1401616	1683924	282308
3691 &	Jewellery & related articles							
3692	Musical instruments	4	197	155	-42	42	43	1
36912 &	Jewellery & related articles							
36921	Musical instruments & parts	4	197	155	-42	42	43	1
3693 &	Sports goods							
3694	Games & toys	52	1417195	1800099	382904	1049049	1270804	221755
36931 &	Sports goods							
36939 &	Other sports & athletic goods n.e.c							
36941	Dolls & toys	52	1417195	1800099	382904	1049049	1270804	221755
3699	Other manufacturing n.e.c	36	652299	734648	82349	352525	413077	60552
36992	Brooms & brushes	3	77690	91886	14196	52658	60782	8124
36994	Writing implements	8	291658	335694	44036	160630	203452	42822
36995	Umbrellas, walking-sticks & buttons	3	17732	32432	14700	10157	17611	7454
36998	Lighters, matches & liquid gas fuels	22	265219	274636	9417	129080	131232	2152
37	RECYCLING	30	2145	230	-1915			
37102	Shipbreaking services	30	2145	230	-1915			

Industry Code	Industry Major Groups & Industries	No. of reporting establishments	FUEL					
			Firewood	Coal	Coke	Charcoal	Kerosine oil	Petrol
1	2	3	4	5	6	7	8	9
D	ALL INDUSTRIES	6417	335073	9358720	194769	321428	14277	3701766
15	FOOD PRODUCTS & BEVERAGES	1860	47399	221463	232		8584	229100
151	Meat, fruit, vegetables, oils & fats	686	22944	156944			8584	99599
1511	Meat & meat products	3						
15112 &	Processing of wool, hides & skins							
15115	Poultry and other slaughtering	3						
1512	Fish & fish products	1						
15121 &	Fish & fish products							
15123 &	Fish meal, inedible							
15124	Fish & fish products n.e.c	8						
1513	Fruits, vegetables & edible nuts	24						
15131 &	Processing of potatoes							
15132	Cooking of potatoes & products	3						
15133	Fruit and vegetable juices	12						
15135 &	Processing of fruits, vegetables & nuts							
15136	Processing of vegetable residues	9						
1514	Vegetable & animal oils & fats	651	22944	156944			8584	99599
15141	Animal & vegetable, oils & fats, crude	6						
15142	Cotton ginning	540	53	156944			8584	749
15143	Oil cake and other solid residues	10						
15144	Refined oils & fats	92	22891					98850
15145 &	Vegetable waxes							
15149	Animal & vegetable oils & fats, n.e.c	3						
152	Dairy products	47						
1520	Dairy products	47						
15201	Processed liquid milk & cream	9						
15202	Milk & cream in solid forms	9						
15203 &	Butter & ghee							
15204	Cheese & curd	5						
15205	Other dairy products	7						
15206	Ice cream & other edible ice	17						
153	Grain mill products & animal feed	901	5063	64519	232			7991
1531	Grain mill products	858	329	64519	232			1381
15311	Rice Husking	315	252	19019				120
15312 &	Cereal & vegetable flour milling							
15313	Cereal grain products	524	77	45500				1261
15314 &	Rice milling							
15319	Other grain milling n.e.c	19			232			
1532	Starches & starch products	10						6014
15322	Starches & starch products	10						6014
1533	Animal feeds	33	4734					596
15331 &	Animal feeds							
15332	Lucerne (alfalfa) meal & pellets	33	4734					596
154	Other food products	190	19392					120610
1541	Bakery products	64						1035
15411	Bread, fresh pastry & cake	22						970
15412	Rusks, biscuits	38						65
15419	Other bakery products n.e.c	4						
1542	Sugar	72	19336					119536
15421	Sugar	72	19336					119536
1543	Cocoa, chocolate & sugar confectionery	30						
15432 &	Chocolate & sugar confectionery							
15439	Chocolate & sugar confectionery n.e.c	30						
1549	Other farinaceous products n.e.c.	24	56					39
15491	Processing & blending of tea	11						39
15493	Preparing homogenised & dietic food	3						
15494	Condiments & seasonings	5						
15495 &	Vegetable saps & extracts							
15499	Other food products n.e.c.	5	56					
155	Beverages	36						900
1551 &	Spirits; ethyl alcohol							
1553 &	Malt liquors & malt							
1554	Soft drinks; mineral water	36						900
15510 &	Spirits; ethyl alcohol							
15532 &	Malt, whether or not roasted							
15541	Aerated drinks; mineral waters	13						
15542 &	Soft drinks							
15549	Other non-alcoholic beverages	23						900
16	TOBACCO PRODUCTS	13						

Values in '000' Rs

FUEL						Electricity consumed	Total value of fuel and electricity consumed	Industry Code
Furnace oil	HSD	LSD	Natural Gas	Other Fuel	Total value of fuel consumed			
10	11	12	13	14	15	16	17	1
6884089	6829639	3550889	51161559	6107246	88459455	70757380	159216835	D
206474	383391	73754	3625866	520332	5316595	7493063	12809658	15
34507	193908	14612	1261916	55267	1848281	2161808	4010089	151
	24755		347		25102	5478	30580	1511
	24755		347		25102	5478	30580	15112 & 15115
	24755				24755		24755	1512
								15121 & 15123 &
31			2188	279	2498	17988	20486	15124
24755	12904		118862		156521	102495	259016	1513
			6625		6625	3765	10390	15131 & 15132
23956	11921		108432		144309	90211	234520	15133
799	983		3805		5587	8519	14106	15135 & 15136
9721	156249	14612	1140519	54988	1664160	2035847	3700007	1514
	145		15843		15988	17727	33715	15141
28	120750	9810	117592	17782	432292	1228512	1660804	15142
	1625		125		1750	26020	27770	15143
9693	23455	4802	977886	37206	1174783	705185	1879968	15144
	10274		29073		39347	58403	97750	15145 & 15149
1109	33424		620078	319931	974542	725099	1699641	152
1109	33424		620078	319931	974542	725099	1699641	1520
	33354		145880		179234	74424	253658	15201
			383142		383142	263740	646882	15202
								15203 & 15204
1109	70		57142		58321	19309	77630	15205
			17186	319045	336231	306132	642363	15206
			16728	886	17614	61494	79108	153
16384	99009	13710	474686	30317	711911	2902909	3614820	1531
301	14599	3859	55777	15735	156732	2358592	2515324	15311
36	2823	1838	5286	8860	38234	349055	387289	15312 & 15313
265	10913	2011	49565	6875	116467	1987744	2104211	15314 & 15319
	863	10	926		2031	21793	23824	1532
8640	74603	9707	367993	4277	471234	318110	789344	15322
8640	74603	9707	367993	4277	471234	318110	789344	1533
7443	9807	144	50916	10305	83945	226207	310152	15331 & 15332
7443	9807	144	50916	10305	83945	226207	310152	154
154474	44852	35440	1124467	109468	1608703	1465327	3074030	1541
	8875		147195	56356	213461	117220	330681	15411
	421		48542		49933	15016	64949	15412
	8454		87149	56356	152024	79042	231066	15419
			11504		11504	23162	34666	1542
129895	34946	34482	738318	52910	1129423	970526	2099949	15421
129895	34946	34482	738318	52910	1129423	970526	2099949	1543
		958	102776	202	103936	127375	231311	15432 & 15439
		958	102776	202	103936	127375	231311	1549
24579	1031		136178		161883	250206	412089	15491
			38364		38403	102336	140739	15493
24579			93390		117969	74147	192116	15494
	1031		267		1298	66696	67994	15495 & 15499
			4157		4213	7027	11240	155
	12198	9992	144719	5349	173158	237920	411078	1551 & 1553 &
								1554
	12198	9992	144719	5349	173158	237920	411078	15510 & 15532 &
								15541
	409		28467	5020	33896	22964	56860	15542 & 15549
	11789	9992	116252	329	139262	214956	354218	16
2247	10429		22597	8144	43417	230556	273973	

Industry Code	Industry Major Groups & Industries	No. of reporting establishments	FUEL					
			Firewood	Coal	Coke	Charcoal	Kerosine oil	Petrol
1	2	3	4	5	6	7	8	9
17	MANUFACTURE OF TEXTILES	1329	2347				4490	747397
171	Textile spinning, weaving & finishing	1081	2118				7	744287
1711	Spinning of textiles	504					4	328843
17111	Spinning of natural textile fibres	68						3
17112	Spinning of man-made staple fibres	11					4	123599
17113	Textile yarn & thread of natural fibres	313						194478
17114	Text. yarn & thread of MM staple fibres	101						10763
17115	Processing of textile waste	11						
1712	Textile fabrics	266					3	414223
17121	Fabrics other than cotton	47						51280
17122	Cotton fabrics	130						332275
17123	Fabrics of man-made filaments	29					3	30668
17124	Pile fabrics, terry towelling etc	56						
17125	Weaving of fabrics on khadi / handloom	4						
1713	Finishing of textiles	311	2118					1221
17131	Finishing of textile fibres & yarn	129						506
17132	Bleaching & dyeing of fabrics	145	1566					715
17133	Printing services of fabrics	21	552					
17134	Finishing of textiles (khadi/handloom)	12						
17139	Other textile finishing n.e.c.	4						
172	Other textiles	140	99				4346	3055
1721	Made-up textile articles, not apparel	73						2141
17211	Made-up textile articles for household	26						
17212	Other made-up textile articles	47						2141
1722	Carpets & rugs	20	99					
17221	Carpets & rugs (other than by hand)	13	99					
17222	Carpets & rugs (hand made)	7						
1723	Cordage, rope, twine & netting	17						
17231	Cordage, rope, twine & netting	3						
17234	Embroidery & zari work by hand	14						
1729	Other textiles n.e.c.	30					4346	914
17291	Narrow woven fabrics & embroidery	14						914
17293 &	Other made up textiles							
17299	Other textiles n.e.c.	16					4346	
173	Knitted & crocheted fabrics & articles	108	130				137	55
1730	Knitted & crocheted fabrics	108	130				137	55
17301	Knitted & crocheted fabrics	28						
17302	Knitted/crocheted cotton text: articles	10						
17303	Knitted/crocheted woollen text: articles	48	130				137	
17304	Knitted/crocheted synthetic articles	16						24
17309	Knitted/crocheted articles n.e.c	6						31
18	WEARING APPAREL	326	25743				951	159
181 &	Wearing apparel, except fur apparel							
182	Articles of fur	326	25743				951	159
1810 &	Wearing apparel, except fur apparel							
1820	Articles of fur	326	25743				951	159
18101	Clothes of leather & substitutes	14						
18102	Workwear	6						159
18103	Outerwear	47						
18104	Other outerwear	34						
18105	Underwears	55	25040				245	
18106	Babies' garments & clothing accessories	87					353	
18107	Clothing accessories of leather	74	703				353	
18109 &	Wearing apparel & accessories n.e.c							
18201	Tanned or dressed furskins	9						
19	LEATHER PRODUCTS	142						294
191	Tanning & dressing of leather	106						219
1911	Tanning & dressing of leather	87						60
19111	Tanning & dressing of leather	64						60
19113	Tanning of sheep, goat leather	11						
19114 &	Tanning/dressing of other animal leathe							
19115	Leather waste, dust, powder & flour	12						
1912	Luggage, saddlery & harness	19						159
19120	Luggage, saddlery & harness	19						159
192	Footwear	36						75
1920	Footwear	36						75
19201 &	Footwear							
19202 &	Sports footwear							

Industry Code	Industry Major Groups & Industries	No. of reporting establishments	FUEL					
			Firewood	Coal	Coke	Charcoal	Kerosine oil	Petrol
1	2	3	4	5	6	7	8	9
19204	Parts of footwear	36						75
20	WOOD & WOOD PRODUCTS	62	53847					3283
201	Sawmilling & planing of wood	5						
2010	Sawmilling & planing of wood	5						
20101 & 20102 &	Sawmilling or chipping of wood Shaping of wood							
20103	Treating wood with preservatives	5						
202	Products of wood	57	53847					3283
2021	Plywood, panels & boards	52	53712					3283
20211	Panels & boards	45	53712					3283
20212	Veneer sheets; plywood; densified wood	7						
2023 & 2029	Wooden containers Other products of wood	5	135					
20231 & 20291 &	Wooden containers Other products of wood							
20293	Repair of wooden products n.e.c	5	135					
21	PAPER & PAPER PRODUCTS	133	1171				68	719525
210	Paper & paper products	133	1171				68	719525
2101	Pulp, paper & paperboard	44	485					9211
21012	Paper and paperboard	6						1200
21013 & 21014	Tissue / uncoated paper & paperboard Other uncoated paper & paperboard	16	485					8011
21016 & 21017	Processing of paper & paperboard Waste & scrap of paper & board	22						
2102	Containers of paper & paperboard	73	572				68	710314
21021 & 21029	Containers of paper & paperboard Containers of paper & board n.e.c	73	572				68	710314
2109	Other articles of paper&paperboard	16	114					
21091	Household & toilet paper products	9	114					
21092 & 21093	Paper stationery Wallpaper	3						
21099	Other articles of paper n.e.c	4						
22	PUBLISHING, PRINTING & REPRODUCTION	47						15543
221	Publishing	16						15543
2211 & 2212	Printing & publication of books etc Publishing of newspapers & journals	13						1527
2213 & 2219	Publishing of music Other publishing	3						14016
222	Printing	31						
2221	Printing	8						
2222	Service activities of printing	23						
23	PETROLEUM	30						331
232	Refined petroleum products	30						331
23201	Refined petroleum products	18						331
23202	Petroleum gases	7						
23203 & 23205	Other petroleum products Refined petroleum products n.e.c	5						
24	CHEMICALS & CHEMICAL PRODUCTS	494	38766			321428	45	804961
241	Basic chemicals	98	1877			321428		194828
2411	Basic chemicals	63	432			321428		141628
24111	Industrial gases	11						27443
24112	Dyes & pigments	12						
24113	Inorganic acids & compounds	12						6030
24114	Chemical elements	11				321428		102145
24115	Other basic inorganic chemicals n.e.c	6	432					
24116	Other basic organic chemicals	8						
24117	Basic organic chemical products	3						6010
2412	Fertilizers & Nitrogen compounds	16	1445					
24121 & 24129	Fertilizers & Nitrogen compounds Other fertilizers n.e.c.	16	1445					
2413	Plastics & synthetic rubber	19						53200
24131	Plastics in primary forms	4						3991
24132	Other plastics in primary forms	8						49209
24134	Synthetic rubber in primary forms	7						
242 & 243	Other chemical products Man-made fibres	396	36889				45	610133

FUEL						Electricity consumed	Total value of fuel and electricity consumed	Industry Code
Furnace oil	HSD	LSD	Natural Gas	Other Fuel	Total value of fuel consumed			
10	11	12	13	14	15	16	17	1
		3080	60726	61024	124905	159521	284426	19204
9363	1167	68	141300	2332	211360	547066	758426	20
			16468		16468	54510	70978	201
			16468		16468	54510	70978	2010
			16468		16468	54510	70978	20101 &
			16468		16468	54510	70978	20102 &
9363	1167	68	124832	2332	194892	492556	687448	202
9363	1167	68	123170	2332	193095	490658	683753	2021
		68	123170	2274	182507	452690	635197	20211
9363	1167			58	10588	37968	48556	20212
			1662		1797	1898	3695	2023 &
			1662		1797	1898	3695	2029
			1662		1797	1898	3695	20231 &
			1662		1797	1898	3695	20291 &
			1662		1797	1898	3695	20293
39758	620	6573	2498312	11398	3277425	1524902	4802327	21
39758	620	6573	2498312	11398	3277425	1524902	4802327	210
21122		6573	2402599	11183	2451173	1099757	3550930	2101
			914287		915487	200900	1116387	21012
			16031	3823	34888	149091	183979	21013 &
6538			16031	3823	34888	149091	183979	21014
			16031	3823	34888	149091	183979	21016 &
14584		6573	1472281	7360	1500798	749766	2250564	21017
			61458	65	772597	279210	1051807	2102
	120		61458	65	772597	279210	1051807	21021 &
	120		61458	65	772597	279210	1051807	21029
18636	500		34255	150	53655	145935	199590	2109
			15559		15673	11225	26898	21091
			9490		9490	74426	83916	21092 &
18636	500		9206	150	28492	60284	88776	21093
			9206	150	28492	60284	88776	21099
	6788		30646		52977	168434	221411	22
	2016		2453		20012	25545	45557	221
			1084		4184	14991	19175	2211 &
	1573		1084		4184	14991	19175	2212
			1369		15828	10554	26382	2213 &
	443		1369		15828	10554	26382	2219
	4772		28193		32965	142889	175854	222
			2556		2556	93443	95999	2221
	4772		25637		30409	49446	79855	2222
	551	4500	390902	119016	515300	1485141	2000441	23
	551	4500	390902	119016	515300	1485141	2000441	232
	551		341411	119016	461309	1362210	1823519	23201
		4500	37011		41511	108412	149923	23202
			12480		12480	14519	26999	23203 &
			12480		12480	14519	26999	23205
41960	1439725	1103457	6398735	4071054	14220131	5291097	19511228	24
14384	1289599	6557	5296128	4020379	11145180	2956938	14102118	241
12210	55322		1503374	47690	2082084	1411492	3493576	2411
			21514		48957	275215	324172	24111
			23086	21757	44843	96942	141785	24112
			496437	2982	505449	831149	1336598	24113
12210	52245		748319	27	1236374	96153	1332527	24114
	3077		163042		166551	42626	209177	24115
			39495	22924	62419	54068	116487	24116
			11481		17491	15339	32830	24117
2174	1232588		3657130	3586044	8479381	877153	9356534	2412
			3657130	3586044	8479381	877153	9356534	24121 &
2174	1232588		3657130	3586044	8479381	877153	9356534	24129
	1689	6557	135624	386645	583715	668293	1252008	2413
			2295		6286	9851	16137	24131
	1689	71	6076	386645	443690	565304	1008994	24132
		6486	127253		133739	93138	226877	24134
								242 &
27576	150126	1096900	1102607	50675	3074951	2334159	5409110	243

Industry Code	Industry Major Groups & Industries	No. of reporting establishments	FUEL					
			Firewood	Coal	Coke	Charcoal	Kerosine oil	Petrol
1	2	3	4	5	6	7	8	9
2421	Pesticides & agrochemical products	14						18341
24210	Pesticides & agrochemical products	14						18341
2422	Paints, varnishes, printing ink	27						366
24221	Paints & varnishes of polymers	20						366
24222	Other paints & varnishes etc	7						
2423	Pharmaceuticals	228	408				45	87423
24231	Basic pharmaceuticals	6					45	
24233	Pharmaceutical preparations	186	408					87418
24234 &	Other pharmaceutical preparations							
24235	Surgical instruments	12						
24239	Other pharmaceutical products n.e.c	24						5
2424	Soaps & detergents	94	1353					9930
24243	Soaps & detergents	69	1353					9795
24244 &	Odiferous preparations and waxes							
24245 &	Agarbatti etc							
24246	Perfumes & toilet preparations	25						135
2429 &	Other chemical products							
2430	Man-made fibres	33	35128					494073
24291 &	Explosives							
24292	Glues and gelatines	11						
24293 &	Essential oils							
24296	Other chemical products	5						
24297 &	Misc. other chemical products n.e.c							
24301	Synthetic fibre	17	35128					494073
25	RUBBER & PLASTICS PRODUCTS	170	1087					56245
251	Rubber products	28	978					149
2511	Rubber tyres & tubes; retreading	14	978					149
25111 &	Rubber tyres & tubes							
25112	Retreading pneumatic rubber tyres	14	978					149
2519	Other rubber products	14						
25191	Other rubber products	9						
25192 &	Vulcanised & hard rubber articles							
25199	Other rubber products n.e.c	5						
252	Plastic products	142	109					56096
2520	Plastic products	142	109					56096
25201	Plastic plates, sheets & tubes	42	109					34974
25202	Packaging products of plastic	53						6384
25203	Builders' ware plastic	9						30
25204	Other plastic products	38						14708
26	OTHER NON-METALLIC MINERAL PRODUCTS	482	162119	9007447	76908			836337
261	Glass & glass products	34						296052
2610	Glass & glass products	34						296052
26101	Flat glass	5						
26102	Shaping & processing of flat glass	6						
26103	Hollow glass	10						294201
26104 &	Glass fibres							
26105	Other glass, processed	7						1851
26106	Other glassware including bangles	6						
269	Non-metallic mineral products n.e.c.	448	162119	9007447	76908			540285
2691	Non-refractory ceramic ware	97						
26911	Ceramic household & ornaments	57						
26912	Sanitary ceramic fixtures	36						
26913	Ceramic insulators	4						
2692	Refractory ceramic products	6						
26920	Refractory ceramic products	6						
2693	Structural clay & ceramic products	155	64947	86612				3342
26931	Ceramic tiles & flags	4						
26932	Construction products in baked clay	151	64947	86612				3342
2694	Cement, lime & plaster	30	93537	8920835	76908			529620
26941	Cement	30	93537	8920835	76908			529620
2695	Articles of concrete, cement & plaster	24						
26951 &	Concrete products for construction							
26955	Articles of fibre cement	24						
2696	Cutting, shaping & finishing of stone	132	3635					7323
26960	Ornamental & building stone articles	132	3635					7323
2699	Other non-metallic mineral products	4						
26991 &	Abrasive products							
26992	Non-metallic mineral products n.e.c	4						

FUEL						Electricity consumed	Total value of fuel and electricity consumed	Industry Code
Furnace oil	HSD	LSD	Natural Gas	Other Fuel	Total value of fuel consumed			
10	11	12	13	14	15	16	17	1
	574		38954		57869	20270	78139	2421
	574		38954		57869	20270	78139	24210
	2904		31061		34331	61301	95632	2422
			28150		28516	46410	74926	24221
	2904		2911		5815	14891	20706	24222
	42815	5208	352925	11573	500397	956037	1456434	2423
	1199		1108		2352	4150	6502	24231
	32311	4050	293304	2914	420405	873079	1293484	24233
								24234 &
			11354	8	11362	23709	35071	24235
	9305	1158	47159	8651	66278	55099	121377	24239
24415	1728		247290	27644	312360	299880	612240	2424
24415	1573		243077	27644	307857	218269	526126	24243
								24244 &
	155		4213		4503	81611	86114	24246
								2429 &
3161	102105	1091692	432377	11458	2169994	996671	3166665	2430
								24291 &
3161			42763		45924	67704	113628	24292
								24293 &
	1105		1359		2464	5786	8250	24296
								24297 &
	101000	1091692	388255	11458	2121606	923181	3044787	24301
149645	20908	1169	442729	14679	686462	838173	1524635	25
28			105546	2126	108827	203058	311885	251
12			99807		100946	184672	285618	2511
								25111 &
12			99807		100946	184672	285618	25112
16			5739	2126	7881	18386	26267	2519
16			1998	2126	4140	9838	13978	25191
								25192 &
			3741		3741	8548	12289	25199
149617	20908	1169	337183	12553	577635	635115	1212750	252
149617	20908	1169	337183	12553	577635	635115	1212750	2520
149617	6821		52308	1494	245323	146228	391551	25201
	10132	1169	109733	11059	138477	318220	456697	25202
	165		18137		18332	26862	45194	25203
	3790		157005		175503	143805	319308	25204
4189276	1369597	56328	8435925	102935	24236872	10379129	34616001	26
3606	69138	46819	1648736	52329	2116680	554922	2671602	261
3606	69138	46819	1648736	52329	2116680	554922	2671602	2610
		46819	177425		224244	51559	275803	26101
3606	193		349871		353670	27880	381550	26102
	6786		1091683	49033	1441703	460526	1902229	26103
								26104 &
	800		23219		25870	13189	39059	26105
	61359		6538	3296	71193	1768	72961	26106
4185670	1300459	9509	6787189	50606	22120192	9824207	31944399	269
163	226	427	417982	32282	451080	130610	581690	2691
	226		111076	29282	140584	40873	181457	26911
163		427	222994	3000	226584	53105	279689	26912
			83912		83912	36632	120544	26913
	8402		214175		222577	180947	403524	2692
	8402		214175		222577	180947	403524	26920
422	31057		181476		367856	205163	573019	2693
	24930		181294		206224	192485	398709	26931
422	6127		182		161632	12678	174310	26932
4183480	1255551	9082	5936251	471	21005735	9107426	30113161	2694
4183480	1255551	9082	5936251	471	21005735	9107426	30113161	26941
	4223		377	28	4628	65315	69943	2695
								26951 &
	4223		377	28	4628	65315	69943	26955
1605	1000		36448	5843	55854	129404	185258	2696
1605	1000		36448	5843	55854	129404	185258	26960
			480	11982	12462	5342	17804	2699
								26991 &
			480	11982	12462	5342	17804	26992

Industry Code	Industry Major Groups & Industries	No. of reporting establishments	FUEL					
			Firewood	Coal	Coke	Charcoal	Kerosine oil	Petrol
1	2	3	4	5	6	7	8	9
27	BASIC METALS	291			100955		78	102903
271	Basic iron & steel	245			100565		78	19304
2711	Basic iron & steel	76			97140			237
27111 &	Products of iron & steel							
27112	Ferro alloys	8			97140			
27113	Ingots, billets	43						
27114 &	Stainless steel products							
27118 &	Hot-rolled rods & bars							
27119	Heavy sections of steel	25						237
2712	Tubes and tube fittings	51			3098		78	8304
27121	Tubes & tube fittings of cast iron	13			3098			
27122	Steel tubes & fittings	38					78	8304
2713	Other first processed iron & steel	118			327			10763
27131 &	Cold-drawn products							
27132	Cold-rolled narrow strip	47						9620
27133	Cold-formed / folded products of iron	68			327			1143
27134	Wires	3						
272	Basic precious & non-ferrous metals	41						83599
2721 &	Basic precious metals							
2722	Aluminium & its products	25						83549
27211 &	Silver							
27221 &	Aluminium, unwrought; alumina							
27222	Semi-finished products of aluminium	22						83549
27229	Other aluminium products	3						
2723	Lead, zinc, tin & products	3						
27232	Lead, zinc, tin & their alloys	3						
2724	Copper products	13						50
27241 &	Copper, copper mattes							
27242	Semi-finished products of copper	13						50
273	Casting of metals	5			390			
2731	Casting of iron & steel	5			390			
27311 &	Casting of iron							
27312	Casting of steel	5			390			
28	FABRICATED METAL PRODUCTS	144					4	1938
281	Structural metal products	27						
2811	Structural metal products	12						
28111	Metal structures & parts	8						
28112 &	Repairs of metal structures							
28113 &	Builders' carpentry & joinery of metal							
28119	Other structural metal products	4						
2812	Tanks & containers	15						

FUEL						Electricity consumed	Total value of fuel and electricity consumed	Industry Code
Furnace oil	HSD	LSD	Natural Gas	Other Fuel	Total value of fuel consumed			
10	11	12	13	14	15	16	17	1
106790	1001	35356	4900590	16212	5263885	6199400	11463285	27
8961	759	31714	4753979	16212	4931572	5977685	10909257	271
4966			3852734	2341	3957418	3914484	7871902	2711
								27111 &
			3487304		3584444	1047405	4631849	27112
2233			248507	2341	253081	2518022	2771103	27113
								27114 &
								27118 &
2733			116923		119893	349057	468950	27119
607	15		185814	55	197971	234919	432890	2712
544			73918		77560	42212	119772	27121
63	15		111896	55	120411	192707	313118	27122
3388	744	31714	715431	13816	776183	1828282	2604465	2713
								27131 &
2352	744		161560	185	174461	673974	848435	27132
1036		31714	540705	13031	587956	1146418	1734374	27133
			13166	600	13766	7890	21656	27134
	242	3642	144226		231709	215323	447032	272
								2721 &
	242		40162		123953	132887	256840	2722
								27221 &
								27222 &
			36698		120247	128468	248715	27222
	242		3464		3706	4419	8125	27229
			50234		50234	28705	78939	2723
			50234		50234	28705	78939	27232
		3642	53830		57522	53731	111253	2724
								27241 &
		3642	53830		57522	53731	111253	27242
97829			2385		100604	6392	106996	273
97829			2385		100604	6392	106996	2731
								27311 &
97829			2385		100604	6392	106996	27312
9741	4039	28464	233760	1232	279178	304846	584024	28
2263			34850		37113	39404	76517	281
1200			4076		5276	12608	17884	2811
			1786		1786	9412	11198	28111
								28112 &
								28113 &
1200			2290		3490	3196	6686	28119
1063			30774		31837	26796	58633	2812

Industry Code	Industry Major Groups & Industries	No. of reporting establishments	FUEL					
			Firewood	Coal	Coke	Charcoal	Kerosine oil	Petrol
1	2	3	4	5	6	7	8	9
28121	Tanks & containers	11						
28122	Radiators & boilers	4						
289	Other fabricated metal products	117					4	1938
2892 &	Treating & coating of metals							
2893	Cutlery & general hardware	19						
28931 &	Cutlery							
28932	Hand tools	15						
28923 &	Mechanical engineering services							
28933 &	Locks & hinges							
28939	General hardware	4						
2899	Other fabricated metal products n.e.c	98					4	1938
28991	Steel drums & containers	9						
28992	Light containers of metals	8						
28993	Wire products	29						
28994	Fasteners,chains, springs etc	6						
28995 &	Swords, cutlasses & similar arms							
28996	Other fabricated metal products	43					4	
28997	IMR of other metal products n.e.c	3						1938
29	MACHINERY & EQUIPMENT N.E.C.	372	24	611	9948			53396
291	General-purpose machinery	68	24	303	2863			52333
2911	Engines & turbines	5						
29111 &	Engines							
29112 &	Turbines							
29113	Parts of turbines	5						
2912	Pumps, compressors, taps & valves	22	24	303	1725			45693
29121	Hydraulic/pneumatic power engine/motors	4						
29122	Pumps for liquids	8	24	168	1725			
29123 &	Air or vacuum pumps							
29124 &	Taps, cocks & valves etc							
29125	IMR of pumps, taps & valves	10		135				45693
2913	Driving elements	6						5680
29131 &	Driving elements							
29132	Parts of driving elements	6						5680
2914	Ovens, furnaces & furnace burners	3						
29141	Ovens, furnaces & furnace burners	3						
2915 &	Lifting & handling equipment							
2919	Other general-purpose machinery	32			1138			960
29151&	Lifting & handling equipment & Parts							
29191	Cooling & ventilation equipment	10						
29192	Gas generators & filtering apparatus	5						960
29193 &	Packing, weighing & spraying machinery							
29195	Machinery for temperature treatment	6						
29196	Parts of other general purpose machinery	8			1138			
29197 &	Dish washing machines							
29198 &	IMR of gen. purpose machinery							
29199	Other general purpose machinery	3						
292	Special-purpose machinery	142		300	7085			1032
2921	Agricultural & forestry machinery	90		300	6547			831
29211	Agricultural tractors	9						831
29212	Agricultural & forestry machinery	17			275			
29214	Harvesting machinery	27		242	3422			
29215 &	Spraying machinery for agriculture							
29216	Self-loading/unloading agri. trailers	4						
29217 &	Other agricultural or forestry machines							
29218	IMR of agricultural machinery	33		58	2850			
2922	Manufacture of machine tools	7						
29221	Portable hand-held power tools	4						
29222 &	Machine tools for working metals etc							
29224 &	Other machine tools for working metals							
29226	Welding tools & hot spraying machines	3						
2923 &	Machinery for metallurgy							

Industry Code	Industry Major Groups & Industries	No. of reporting establishments	FUEL					
			Firewood	Coal	Coke	Charcoal	Kerosine oil	Petrol
1	2	3	4	5	6	7	8	9
2924	Mining & quarrying machinery	5						
29231 &	Machinery for metallurgy & parts							
29244 &	Foundry moulds forming machinery							
29246 &	Machinery parts for mining, quarrying							
29247	IMR of construction machinery	5						
2925	Machinery for food & tobacco processing	12			85			
29251	Machinery for food & tobacco processing	12			85			
2926	Textile & leather production machinery	13			453			30
29261	Spinning, weaving & knitting machinery	3						
29262	Other machinery for textile production	3			453			
29264	Parts of machinery for textile	3						
29265	Household sewing machines	4						30
2927	Weapons & ammunition	10						171
29271	Weapons & ammunition & parts	10						171
2929	Other special-purpose machinery	5						
29292 &	Printing & book-binding machinery							
29293 &	Misc. special purpose machinery							
29294 &	IMR of special purpose machinery n.e.c							
29299	Special-purpose machinery n.e.c	5						
293	Domestic appliances n.e.c.	162		8				31
2930	Electric domestic appliances	162		8				31
29301	Electric domestic appliances	125		8				22
29302	Other electric domestic appliances	8						
29303	Parts of electric domestic appliances	19						
29304 &	IMR of professional electric appliances							
29305	Non-electric domestic appliances	6						9
29306 &	Parts of non-electric domestic appliances							
29307	IMR of Industrial machinery	4						
31	ELECTRICAL MACHINERY & APPARATUS N.E.C	67						26542
311	DC motors, generators & transformers	19						3551
3110	DC motors, generators & transformers	19						3551
31102 &	Universal AC/DC motors & AC generators							
31103	Electric generating sets & converters	5						
31104 &	Electrical transformers							
31106	Motors/generators/transformers parts	5						
31107 &	IMR of motors, gener. & transformers							
31109	Elec. motors, gener. & transformers nec	9						3551
312	Electricity distri. & control apparatus	12						
3120	Electricity distri. & control apparatus	12						
31201 &	Control apparatus for > = 1000 V							
31202	Control apparatus for < or = 1000 V	4						
31203 &	Electrical boards							
31204	Parts of electricity control apparatus	8						
313	Insulated wire & cables	7						22952
3130	Insulated wire & cables	7						22952
31301	Insulated wire and cable	7						22952
314	Accumulators, cells & batteries	10						
3140	Accumulators, cells & batteries	10						
31401	Primary cells & batteries & parts	10						
315	Electric lamps & lighting equipment	9						
3150	Electric lamps & lighting equipment	9						
31501	Electric lamps	4						
31502 &	Lamps lighting fittings							
31503	Other lamps & lighting fittings	5						
319	Other electrical equipment n.e.c.	10						39
3190	Other electrical equipment n.e.c	10						39
31901 &	Ignition of other wiring sets							
31903	Other electrical equipment & parts	10						39
32	RADIO, TV & COMMUNICATION EQUIPMENT	14						57038
321	Electronic valves & tubes etc.	4						
322	TV, radio & telegraphy apparatus	5						23435
323	Sound/video apparatus of TV & radio	5						33603

FUEL						Electricity consumed	Total value of fuel and electricity consumed	Industry Code
Furnace oil	HSD	LSD	Natural Gas	Other Fuel	Total value of fuel consumed			
10	11	12	13	14	15	16	17	1
521			2975		3496	15001	18497	2924 29231 & 29244 & 29246 &
521			2975		3496	15001	18497	29247
		31438	127672		159195	122289	281484	2925
		31438	127672		159195	122289	281484	29251
	414		3535		4432	6449	10881	2926
			2027		2027	1054	3081	29261
			415		868	784	1652	29262
	13		1012		1025	998	2023	29264
	401		81		512	3613	4125	29265
			3388		3559	6137	9696	2927
			3388		3559	6137	9696	29271
			2894		2894	10855	13749	2929
								29292 &
								29293 &
								29294 &
			2894		2894	10855	13749	29299
	12429		34946	6325	53739	329036	382775	293
	12429		34946	6325	53739	329036	382775	2930
	12429		25797	922	39178	317193	356371	29301
			1973	159	2132	2161	4293	29302
			6809		6809	5897	12706	29303
								29304 &
			75		84	2028	2112	29305
								29306 &
			292	5244	5536	1757	7293	29307
155	1886171	549	128190	17055	2058662	415595	2474257	31
155	672897	120	15825		692548	128950	821498	311
155	672897	120	15825		692548	128950	821498	3110
								31102 &
	670512		996		671508	31196	702704	31103
								31104 &
155			1497		1652	8872	10524	31106
								31107 &
	2385	120	13332		19388	88882	108270	31109
	138		10338	1018	11494	24143	35637	312
	138		10338	1018	11494	24143	35637	3120
								31201 &
			4261		4261	8403	12664	31202
								31203 &
	138		6077	1018	7233	15740	22973	31204
			11132		34084	56153	90237	313
			11132		34084	56153	90237	3130
			11132		34084	56153	90237	31301
	1212911		2621	15745	1231277	83139	1314416	314
	1212911		2621	15745	1231277	83139	1314416	3140
	1212911		2621	15745	1231277	83139	1314416	31401
	225	429	85552		86206	104405	190611	315
	225	429	85552		86206	104405	190611	3150
	225		81121		81346	87351	168697	31501
								31502 &
		429	4431		4860	17054	21914	31503
			2722	292	3053	18805	21858	319
			2722	292	3053	18805	21858	3190
								31901 &
			2722	292	3053	18805	21858	31903
			9539		66577	59625	126202	32
						6124	6124	321
			9539		32974	25955	58929	322
					33603	27546	61149	323

Industry Code	Industry Major Groups & Industries	No. of reporting establishments	FUEL					
			Firewood	Coal	Coke	Charcoal	Kerosine oil	Petrol
1	2	3	4	5	6	7	8	9
33	MEDICAL & OPTICAL INSTRUMENTS	95		1433			45	100
331	Medical & measuring instruments	91		1433			45	100
3311	Medical/surgical/orthopaedic equipment	81					45	100
3312	Measuring instruments & appliances	10		1433				
332 & 333	Optical & photographic equipment Watches & clocks	4						
34	MOTOR VEHICLES & TRAILERS	139			6726		12	34508
341	Motor vehicles	12						
3410	Motor vehicles	12						
34102	Passenger cars, jeep etc	6						
34103 & 34104	Motor vehicles for > or = 10 persons Motor vehicles for transport of goods	6						
342	Bodies for motor vehicles & trailers	4					8	
3420	Bodies for motor vehicles & trailers	4					8	
34201 & 34202 & 34204	Bodies for motor vehicles Bodies for trailer & semi-trailers Reconditioning of motor vehicles	4					8	
343	Parts & accessories for motor vehicles	123			6726		4	34508
3430	Parts & accessories for motor vehicles	123			6726		4	34508
34301	Parts of engines	10						
34302	Other parts for motor vehicles	85			6726		4	34508
34303 & 34304	Safety seat belts, airbags etc Assembly of motor vehicles parts n.e.c	18						
34305	MR of motor vehicles	10						
35	OTHER TRANSPORT EQUIPMENT	47						4580
351 & 352 & 353	Building & repair of ships & boats Railway locomotives & rolling stock Aircraft & spacecraft	3						200
3511 & 3520 & 3530	Building & repair of ships Railway locomotives & rolling stock Aircraft and spacecraft	3						200
35112 & 35201 & 35309	Building & repair of transport Rail locomotives & locomotive tenders Other parts of aircraft and spacecraft	3						200
359	Transports equipment n.e.c	44						4380
3591	Motorcycles	34						4380
35911	Motorcycles & three wheelers	17						4380
35919	Other motor-cycle & parts	17						
3592	Bicycles & invalid carriages	10						
35922	Parts & accessories of bicycles etc	7						
35929	Other cycles including tricycles	3						
36	FURNITURE	130	2570	127766				6226
361	Furniture	38	63					2393
3610	Furniture	38	63					2393
36101	Furniture & fixtures made of wood etc	27	63					883
36102 & 36103	Furniture & fixtures primarily of metal Furniture & fixtures of plastics	7						
36104	Coir foam mattresses & pillows etc	4						1510
369	Manufacturing n.e.c	92	2507	127766				3833
3691 & 3692	Jewellery & related articles Musical instruments	4						
36912 & 36921	Jewellery & related articles Musical instruments & parts	4						
3693 & 3694	Sports goods Games & toys	52						3217
36931 & 36939 & 36941	Sports goods Other sports & athletic goods n.e.c Dolls & toys	52						3217
3699	Other manufacturing n.e.c	36	2507	127766				616

TABLE - 14.0

VALUE OF FUEL AND ELECTRICITY CONSUMED

PAKISTAN
2005-06

Values in '000' Rs

FUEL						Electricity consumed	Total value of fuel and electricity consumed	Industry Code
Furnace oil	HSD	LSD	Natural Gas	Other Fuel	Total value of fuel consumed			
10	11	12	13	14	15	16	17	1
12269	4217	3144	80419	6500	108127	141982	250109	33
12269	4217	3144	80319	6500	108027	129543	237570	331
12269	2498	3143	77204	5793	101052	97525	198577	3311
	1719	1	3115	707	6975	32018	38993	3312
			100		100	12439	12539	332 & 333
5458	144537	32	226406	1545	419224	685191	1104415	34
	29615		147117		176732	379498	556230	341
	29615		147117		176732	379498	556230	3410
	29615		146191		175806	324180	499986	34102 34103 &
			926		926	55318	56244	34104
		32	2684	17	2741	6350	9091	342
		32	2684	17	2741	6350	9091	3420 34201 & 34202 &
		32	2684	17	2741	6350	9091	34204
5458	114922		76605	1528	239751	299343	539094	343
5458	114922		76605	1528	239751	299343	539094	3430
			1220		1220	46964	48184	34301
5458	114671		52913	1528	215808	204182	419990	34302 34303 &
	251		22090		22341	43554	65895	34304
			382		382	4643	5025	34305
	6235	5697	133186	3709	153407	300586	453993	35 351 & 352 &
			11983		12183	139282	151465	353 3511 & 3520 &
			11983		12183	139282	151465	3530 35112 & 35201 &
			11983		12183	139282	151465	35309
	6235	5697	121203	3709	141224	161304	302528	359
	6235	5697	94261	3709	114282	126197	240479	3591
	6079		88066	3457	101982	87922	189904	35911
	156	5697	6195	252	12300	38275	50575	35919
			26942		26942	35107	62049	3592
			2253		2253	4498	6751	35922
			24689		24689	30609	55298	35929
	6850	2001	89334	20845	255592	215696	471288	36
	360		750	2666	6232	36145	42377	361
	360		750	2666	6232	36145	42377	3610
	360		350	150	1806	16913	18719	36101 36102 &
			125		125	15400	15525	36103
			275	2516	4301	3832	8133	36104
	6490	2001	88584	18179	249360	179551	428911	369 3691 & 3692 36912 & 36921 3693 &
		170	6		176	558	734	3694 36931 & 36939 &
		170	6		176	558	734	36941
	1038	1831	18204	17918	42208	74258	116466	3699
	1038	1831	18204	17918	42208	74258	116466	36941
	5452		70374	261	206976	104735	311711	3699

Industry Code	Industry Major Groups & Industries	No. of reporting establishments	FUEL					
			Firewood	Coal	Coke	Charcoal	Kerosine oil	Petrol
1	2	3	4	5	6	7	8	9
36992	Brooms & brushes	3						
36994	Writing implements	8						
36995	Umbrellas, walking-sticks & buttons	3						
36998	Lighters, matches & liquid gas fuels	22	2507	127766				616
37	RECYCLING	30						1360
37102	Shipbreaking services	30						1360

Values in '000' Rs

FUEL						Electricity consumed	Total value of fuel and electricity consumed	Industry Code
Furnace oil	HSD	LSD	Natural Gas	Other Fuel	Total value of fuel consumed			
10	11	12	13	14	15	16	17	1
	3551				3551	6476	10027	36992
			19443		19443	25228	44671	36994
			483		483	14545	15028	36995
	1901		50448	261	183499	58486	241985	36998
					1360	1069	2429	37
					1360	1069	2429	37102