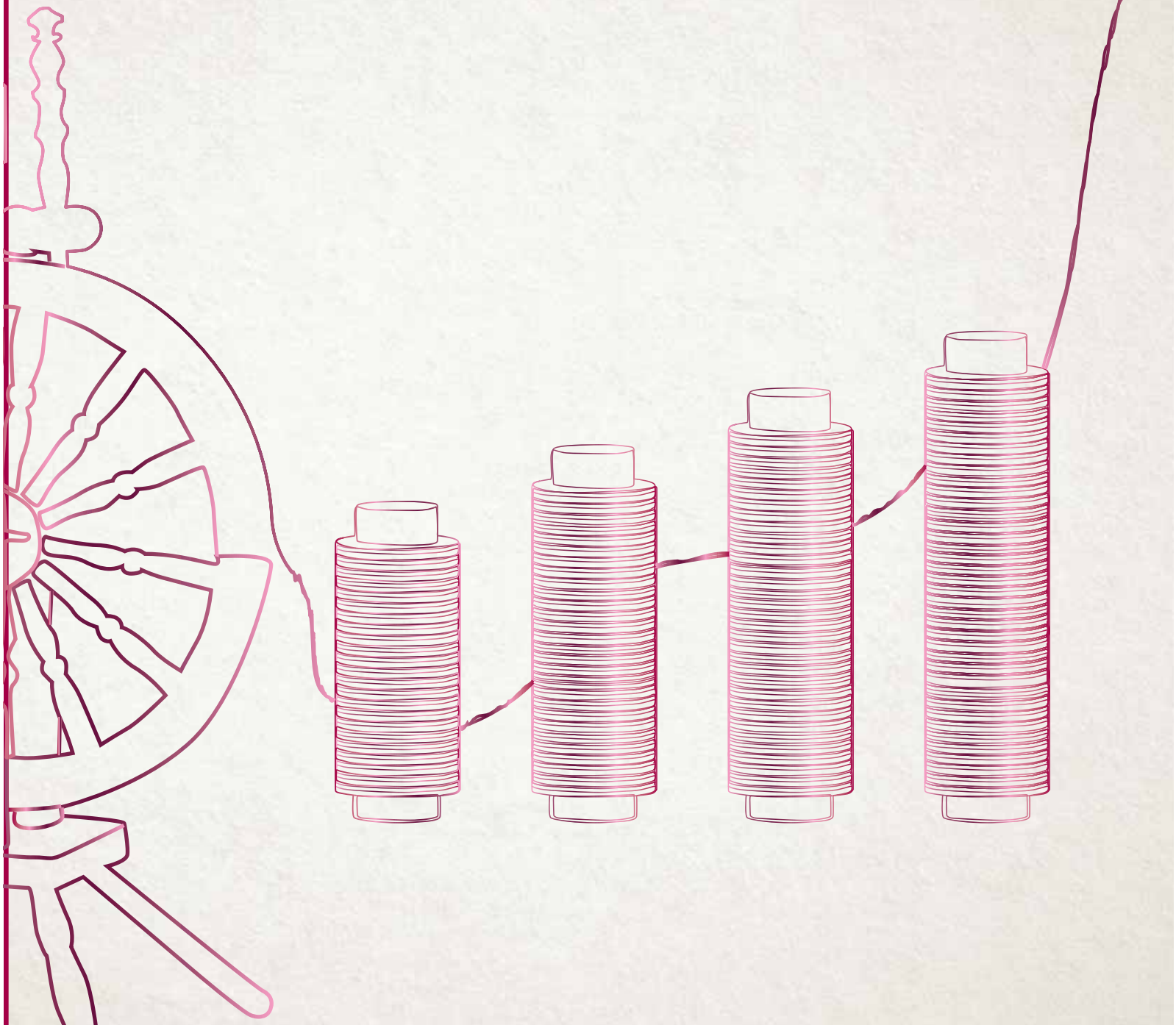



ANNUAL REPORT '16

ASCENDING TOWARDS
EXCELLENCE



ASCENDING TOWARDS


EXCELLENCE



With belief that success lies within, Silkbank has put its best foot forward in the Year 2016 that became a stepping-stone in setting the momentum. While keeping up with the pace, Silkbank offers a range of innovative and convenient banking services that are simply a notch above. This year, the bank witnessed growth and achieved great recognition not only amongst its customers but also amongst its peers. This made Silkbank, 'Ascend towards Excellence' – because Excellence is what the bank aspires and destines.



WINNING
TRUST



VISION

Benchmark of excellence in Premier Banking.

MISSION

To be the leader in Premier Banking; trusted by customers for accessibility, service and innovation. Be an employer of choice, creating value for all stakeholders.

STRIKING A
BALANCE



CORE VALUES

CUSTOMER FOCUS

At Silkbank, the customer remains at the core of all activities. Service Quality is our key differentiator.

INTEGRITY

At Silkbank, we are honest and upfront maintaining the highest level of personal and corporate integrity.

TEAMWORK

Teamwork is our key strength. Our success lies in unity.

CREATIVITY


Out of the box thinking is the enabling factor for us to be recognized as an innovative organization.

MERITOCRACY

Merit remains our key primary criteria for rewarding performance.

HUMILITY

Humility remains at the core of all our relationships.





THE
ASCENDANCE




CONTENTS

Branch Banking	
Alternate Delivery Channels	
Corporate and Investment Banking	
Consumer Banking	
Small and Medium Enterprises	
Emaan Islamic Banking	
Products and Services	10
Chairman's Message	13
President's Review	15
Corporate Information	20
Board of Directors	23
Senior Management Committee	29
The Management	31
Corporate Profile	32
Director's Report to the Members	34
Statement of Compliance with the Code of Corporate Governance and Statement of Internal Control	55
Notice of Annual General Meeting	59
Auditors' Review	61
Independent Auditor's Report to the Members	62
Report of the Shari'a Board	64
Six Years Financial Highlights	69
Value Added Statement	70
Horizontal and Vertical Analysis	71
Graphical Presentation of Financial Progress	73
Statement of Financial Position	79
Profit and Loss Account	80
Statement of Comprehensive Income	81
Statement of Cash Flow	82
Statement of Change in Equity	83
Notes to the Financial Statements	84
Statement of Written-off Loans	150
Emaan Islamic Banking Business	197
Complaints Handling at Silkbank	200
Milestones and Achievements	203
Fulfilling our Responsibility	206
Additional Shareholders' Information	209
Pattern of Shareholding - CDC and Physical	210
Branch Network	214
Foreign Correspondents	216
Proxy Form	221

PROFICIENT

CUSTOMER SERVICE





BRANCH BANKING

The network of 78 conventional branches and 10 Islamic branches across the country are for the solitary purpose of catering your financial needs. The highly trained branch staff is experienced in customer service, to accommodate your utmost banking needs. Current and Savings account, Term Deposit and Bancassurance products are among the most easily accessible services.


LUXURY WITH
EASE





ALTERNATE DELIVERY CHANNELS

There are so many ways you can bank with us, whether you are at home, in the office or on the go. Silkbank aims to offer you a banking experience which isn't bound by any barriers, so you say goodbye to the security woes. Our Direct Internet Banking, Phone Banking, Visa Debit Card, SilkMobile and Utility Bills Payment Services let you juggle multiple activities in a stress-free manner.





AIMING ABOVE
THE MARK




CORPORATE AND INVESTMENT BANKING

We at Silkbank hold the distinction of being market leaders, possessing all the excellence required to effectively serve our customers. We constantly lead transactions to help our clients succeed in their endeavors. We at Silkbank introduce you to Corporate Banking, Investment Banking and Middle Market financial solutions aiming to provide best-in-class investment facilities to all.



JOURNEY TOWARDS
ADVANCEMENT



CONSUMER BANKING

You are welcome to experience our expertise in Capital Management. Silkbank is notably leading with the highest amount of acquisitions for Ready Line, Credit Cards and Personal Loans. We take a moment to acknowledge the remarkable collective efforts by the terrific team to make this advancement possible. This has given our business a whole new realm and progression towards our journey.

CLOSER TO THE
VISIONS




The image features four hand-drawn pencils of increasing height, arranged from left to right. The pencils are drawn with simple black outlines, showing the sharpened tips and the eraser-like shapes at the base of the lead. The background is a light, textured beige. In the bottom right corner, there is a thin, curved line that starts near the bottom and curves upwards and to the right, resembling a stylized signature or a decorative flourish.

SMALL AND MEDIUM ENTERPRISES

Silkbank keenly emphasizes on the objective to help you acquire a business that makes its way to your dreams because sky is the limit. We strive to bring you a wide array of value added services, including cash management and trade services to satisfy your business requirements. We are not just a lending solution; we are your trusted advisors providing you with a richer and actionable data, simplifying process and add robust entitlement to the potential startups. With intrepid work ethics, sheer commitment and thorough passion, we help you ascend towards excellence.

EMBRACING THE
HARMONY

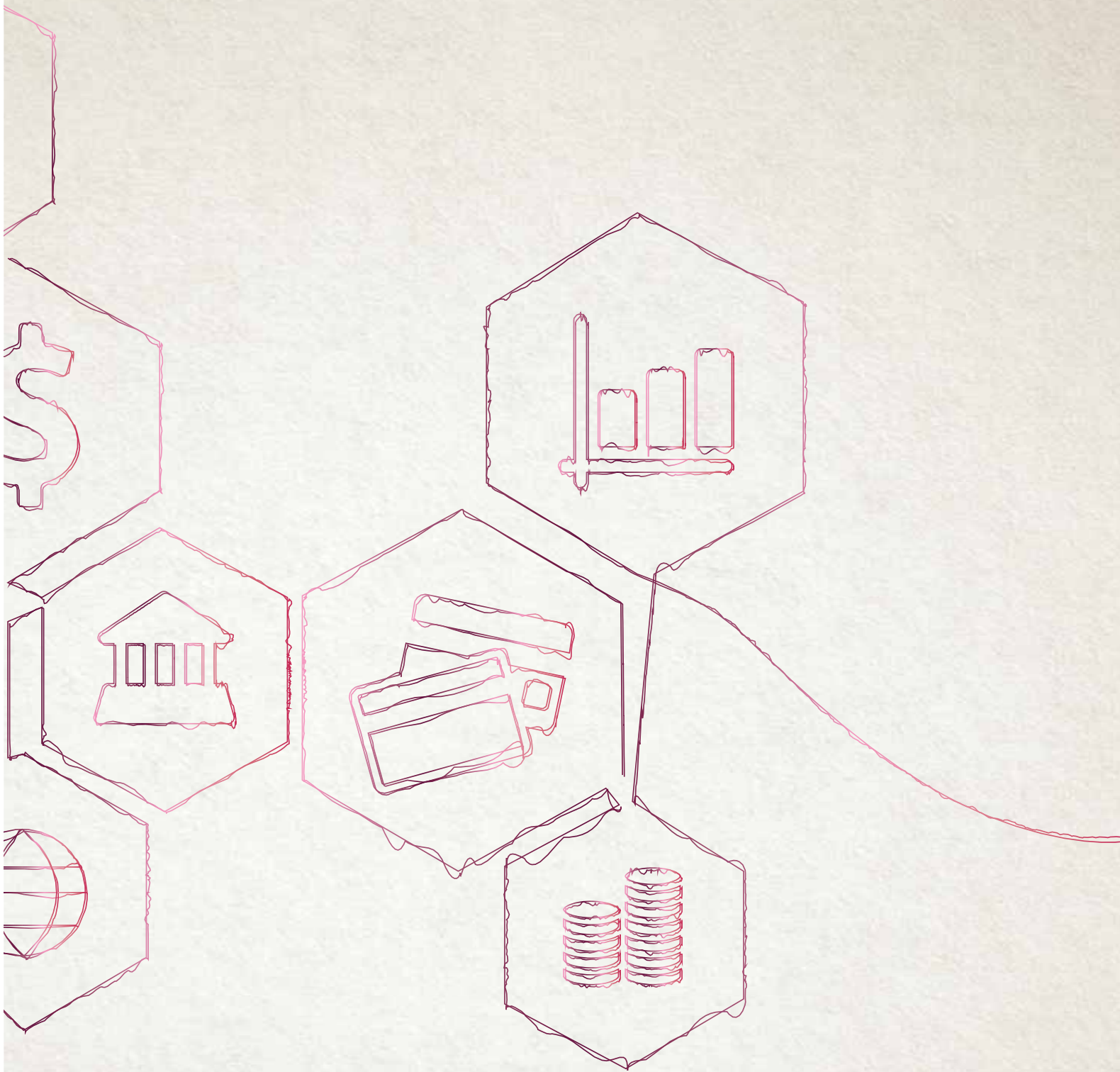




EMAAN ISLAMIC BANKING

We value what you value the most. We are considerate about your Islamic Banking needs. Hence, we accelerate in delivering you our exclusive Emaan Islamic Banking products and services, which aim to cater the needs of customers wishing to use Shariah Compliant methods of banking. Our foremost purpose is adhering to your inner peace so you rise and shine.





PRODUCTS AND SERVICES

Silkbank offers you an array of result-oriented facilities guaranteeing your convenience, ultimate accessibility, and security round the year. With our exceptional banking objective, we design best-in-class products that provide mainstream financial solutions to your life. With prodigious features of our premium products, we promise to bring you a life-changing experience. As we ascend towards excellence, the journey to encompass success lies in our exclusively designed products and services, to offer all that you desire for a better living.

Products and Services

Branch Banking

Silkbank Current Accounts

Caters to a plethora of financial needs of a diverse customer base.

■ ALL-IN-ONE ACCOUNT

Provides ultimate protection and security to customers with amazing banking and transactional benefits.



■ BUSINESS VALUE ACCOUNT

A unique business Current Account that provides customers with protection and transactional benefits tailored for any business. It is the first account that provides comprehensive business inventory coverage for up to Rs. 10 million.

■ ONLINE EXPRESS

Online Express gives the customer complete online solutions under one roof with a variety of tier-based transactional benefits.

■ SALARY PREMIUM ACCOUNT

An exceptional Current Account offering a host of financial convenience, protection and lifestyle benefits with hassle-free salary processing.

■ ASAAN ACCOUNT

Provides financial convenience through the simplest process. All it takes is a CNIC, an initial deposit of Rs. 100 and a one-page form.

Silkbank Savings Accounts

Silkbank Savings products offer a host of attractive features and competitive returns with the convenience of a Current Account.

■ MUNAFA ROZANA

The only Savings Account in Pakistan that pays profit in cash daily. Profit on funds is calculated and paid into the customer's account on a daily basis.

■ PLS SAVINGS ACCOUNT

Provides the benefits of a Savings Account with the convenience of a Current Account.

■ SUPER SAVER ACCOUNT

Provides customers with the highest monthly returns on higher deposits and profit calculation on a daily profit basis with a monthly payout.

Silkbank Term Deposit Accounts

■ SALANA MUNAFA ACCOUNT

Offers the highest profit with payout on maturity. Customers can also avail an overdraft facility of up to 90% with other transactional benefits.

■ SILKBANK MAHANA MUNAFA ACCOUNT

Offers the highest profit with monthly payout. Customers can also avail an overdraft facility of up to 90% with other transactional benefits.

Bancassurance

Silkbank offers one-window operation for customers to enjoy assorted insurance coverage/plans through a bouquet of products: Mehfooz Har Pal, Roshan Mustaqbil, Silk Health Plan, Sunehra Kal, Silk Health Line, and Silk Secure Takaful.

Alternate Delivery Channels

Direct Internet Banking

With Silkbank Direct Internet Banking, customers can enjoy and manage their accounts anywhere, anytime.

Silkbank Phone Banking

Why walk to the bank when you can talk to the Bank! Silkbank Phone Banking officers ensure that customers' financial needs are taken care of with ultimate accessibility, convenience and security, 24/7.



Silkbank VISA Debit Card

Silkbank VDC, with local, international acceptance allows you to enjoy discounts up to 50% on assorted merchants and outlets, nationwide.

Utility Bills Payment Service

Customers can now use their Silkbank VISA Debit Card at any Silkbank ATM to pay their utility bills or top up their mobile phones, round the clock, free of charge!

SilkMobile

Experience banking on your smartphone with SilkMobile where Silkbank stays with you all the while.

Corporate and Investment Banking

Corporate Banking

Corporate banking is a one-stop shop for clients ranging from local corporate to multinational companies. We understand customers' business needs, which is why we offer customized solutions. Our experienced team gives our corporate customers complete attention and ensures that they receive premium service always.

Investment Banking

Silkbank has an experienced and professional investment banking team that has been a prominent player in the market. We provide a complete array of Debit & Equity advisory and placement services through our vast distribution network of potential investors.

Middle Markets

Upholding the motto of "Yes we can", Silkbank stretches to a nationwide network fully equipped to the vast and extensive middle market customers. Structured working capital lines are provided along with Current/Savings Accounts in order to enhance trade volumes of medium enterprises allowing them growth.



Consumer Banking

Personal Loan

Silkbank offers the best Personal Loan for all your needs. Now you can apply for a fresh loan of up to Rs. 2 million. You can also transfer your outstanding loans from other banks and avail a wide range of benefits while enjoying the same monthly installment or even less. With Silkbank Personal Loan, you can live up your dreams and enjoy life to the fullest. It is fast, convenient, flexible and affordable.

Silkbank Ready Line

Ready Line is an evergreen Running Finance facility specifically designed to meet your emergency financial needs with credit facility of up to Rs. 2 million. It not only provides peace of mind but also helps customers meet their emergency cash needs and that too with the utmost convenience and freedom.

Silkbank Credit Cards

The most innovative cards of the country, Silkbank Credit Cards provide customers with 0% mark-up for an entire year upon transfer along with Card Design Personalization. Silkbank Credit Card customers can enjoy up to 50% discount on assorted merchants and outlets with the added facility of Extended Payment Plan (EPP).



Small and Medium Enterprises

M'Power

Silkbank's M'Power is a running finance facility, which is structured according to your preferences and provides the best solution to meet your financing needs with credit financing up to Rs. 15 million. It helps you to leverage every business opportunity that comes your way and gives you greater freedom to focus on every important aspect of your business's growth.

SME Cash Ease

SME Cash Ease (Local Bill Discounting Program) is a liquidity solution for SME level businesses to maintain a profitable working relationship with their client companies.

Emaan Islamic Banking

Emaan Islamic Banking inaugurated in 2012 with 10 branches nationwide is geared towards providing Shariah-compliant banking products along with high level of customer satisfaction. Emaan Islamic Banking offers an array of products to meet the financial needs of customers, including Current Accounts, Savings Accounts, Term Deposits, Takaful and Saving Plans.

NOW ALL YOU NEED IS 10 MINUTES TO OPEN AN ACCOUNT

Emaan Islamic Banking offers hassle free instant account opening in just 10 minutes for its entire range of Shariah-compliant products.

To experience truly convenient Islamic Banking with superior customer service, walk in today and open your account with us.

- VISA DEBIT CARD
- CHEQUEBOOK
- SMS ALERTS
- SILKQUEST (INTERNET BANKING)
- M'POWER BANKING

18000 EMAAN (36226) | <http://www.emaanislamic.com.pk> | 18 SILKBANK

Chairman's Message

Dear Shareholders,

In 2016, the performance of the banking sector in Pakistan remained stable with high solvency levels and a strong capital base. This was due to a number of positives, including better energy supply, improved security conditions, macroeconomic stability and achievement of real GDP growth.


The year 2016 also witnessed a number of significant achievements for Silkbank. The Strategic plans approved by the Board in previous years began to take shape and the most notable among them was the achievement of the Minimum Capital and Capital Adequacy requirements of the State Bank of Pakistan. The senior management team also very strongly focused on key operational areas i.e, improvement in services, maintaining a low cost of funds, reducing non earning assets, expense rationalization, expanding the distribution footprint as well improving the customer franchise and employee management systems.

Focusing on 2017, the Bank will continue to improve service excellence, bring in innovations to ensure sustainable competitive advantage in the industry, be adaptable to the global changes and develop even more effective management techniques to meet the challenges of the time as well as deliver strong performance for our shareholders and other stakeholders going forward.

I look forward to seeing you at our 23rd Annual General Meeting.



Munnawar Hamid, OBE
Chairman



President's Review

Dear Shareholders,

In the year 2016, the macroeconomic landscape of the country remained stable and resilient with economic growth seen picking up, driven by low inflationary pressures from depressed international oil prices and continued reforms agenda initiated under the IMF program. Rapid progress on up-scaling power infrastructure in the country to reduce energy deficit, should keep the economic momentum intact. Major successes in the outgoing year included improved economic growth in FY16 with GDP at 4.7% vs. 4.3% in FY15, controlled inflation remained consistent to average at 3.8% for six months of financial year 2017 (6MFY17), enhancement in tax collection base, reduction in fiscal deficit and the successful completion of the IMF program. Due to improved security situation, better energy supply and low interest rates, Pakistan's economy looks poised to perform well throughout 2017. Furthermore, Pakistan successfully tapped the international debt market during Oct-2016, issuing 1 billion USD worth of Sukuks at a markedly lower rate of 5.50% against a similar issue earlier offered at 6.75%. Almost all major financial institutions such as the IMF, WB and ADB, etc. have hailed Pakistan's economic performance. The CPEC has been a major success so far and is projected as having the potential to change Pakistan's fortunes by making Gwadar Port the gateway to all regional trade. It will also solve Pakistan's long standing energy and infrastructure backlog issues. GOP is continuing to shift its borrowing from banks to SBP, GOP borrowing is at Rs. 389 billion in 6MFY17 compared to Rs. 188 billion in the same period last year. Private Sector Credit continues to grow touching Rs. 264 billion in 6MFY17 vs. Rs. 203 billion in the same period in FY16. SBP Policy Rates reflect a stable outlook which will lead to rate stability in the next few months.

The progress the world economy experienced during the year 2016 has been impressive. This year has been about change, progress and advancement with an enormous effort put in by all the staff members of Silkbank which led to the turnaround; a swing of Rs. 2.58 billion in net profit after tax.

Our treasury took full advantage of the arbitrage opportunity available in the market; continuing with its exceptional performance by greatly contributing to the profitability of the Bank by making a total capital gain of Rs. 144 million in fixed income and equity markets through impressive trading volumes. In the foreign exchange market, treasury was one of the most active player for its size and earned an income of Rs. 158 million. Fixed income sales remained active throughout the year by offering GOP securities to new and existing clients. Whereas, Financial Institutions Department played a vital role in providing seamless trade and payments business flows to Corporate, SME and Branch Banking customers, through their wide range of international and local correspondents.

During the year 2016, once again the Special Assets Management Group (SAMG) of Silkbank has exceeded expectations contributing a net amount of Rs. 2,874 million to the P&L Account of the Bank against a budgeted target of Rs. 830 million. This resulted in a total NPL reduction of Rs. 3,015 million. SAMG's concerted efforts have managed to reduce NPL to Advances Ratio to a low of 8.4% as of December 31, 2016. The Real Estate Asset Management team has also successfully sold various Other Real Estate Owned (OREO) properties in Karachi & Islamabad with a substantial gain of Rs. 293 million registering an 85% gain, disposing off the asset at a price of Rs. 640 million, against a cost of Rs. 347 million.



President's Review

Silkbank's highly trained staff has given customer service a whole new array of perfection. As part of our core values, the hardwork, dedication and mutual collaboration has made Silkbank maintain a leadership position in Customer Service Excellence. The Mystery Shopping Program score stands at 92%, based on an ongoing monthly assessment by an independent research agency, reflecting Silkbank amongst the top service providers in the Banking Industry. The Call Center was upgraded to ensure increased uptime, better voice quality and optimal uptime for a better customer experience. The call center capacity continued to be matched with incoming call volumes to ensure minimum wait time for our customers. The Automated Voice Response (IVR), Internet Banking and SilkMobile applications were equipped with a 'Customer Feedback' option for our customers to instantly and directly provide their input on the quality of service provided, enabling the bank to identify customer needs to better our service quality.

The Alternate Delivery Channel (ADC) business continues to help in providing customer convenience as well as cost reduction, projecting an innovative image of the Bank. Your Bank now provides SMS alert services to 58,425 customers. There has been an increase of Visa Debit Cards customer-base by 29,877 with a Retail Spending increase of 7.80% to Rs.1.23 billion. ATM transaction volume observed an increase of 4.71% from Rs.15.07 billion in 2015 to Rs.15.78 billion in 2016. As a measure towards an eco-friendly delivery process the Bank added 17,480 SMS enrollments; 12,217 E-Statement enrollments; 9,092 Internet Banking Enrollments and 14,709 Mobile Banking enrollments during the year 2016.

Corporate Banking Group continued its focus on short-term working capital lines, particularly self-liquidating trade related transactions. Yield enhancement was achieved through ancillary business and cross selling of products. A state-of-the art cash management platform was developed which is supporting the build-up of corporate deposits. Similarly, the SME Group increased its focus on self-liquidating trade transactions.

Under the Investment Banking (IBG) arm of Silkbank, the Bank retired its Rs. 2,200 million in PNCPS (Perpetual Non-Cumulative Convertible Preference Share Issue) which was issued in 2013. The PNCPS provided investors with a gross return of 14% CAGR. During this year IBG also advised and participated in various debt and equity related transactions.

Emaan Islamic Banking, in a time span of just 4 years since inception, has established a strong liability and assets business. The unit has proficiently managed its existing portfolio and reduced the funding cost to further improve spreads. The Emaan Islamic Banking deposit book stands at Rs. 10.9 billion as of December 31, 2016 compared to Rs. 6.6 billion as of December 31, 2015. On the asset side, it's financing book stands at Rs. 8.2 billion as of December 31, 2016.

The momentum of last couple of years was continued in 2016, where Personal Loan and Ready Line saw yet another phenomenal year. Both the products did exceptionally well and contributed positively towards the Bank's profitability. Combined ENR grew by Rs. 852 million and EBIT grew by 72% to close at Rs. 1.05 billion as compared to Rs. 609 million in 2015. The strategy pursued in Personal Loans was to focus not only on fresh acquisitions through innovative campaigns such as 5% cash reward but also on retaining maturing loyal customers. Different campaigns were launched to retain such customers, which aided overall product yield. Ready Line has achieved extraordinary growth and market share since its launch in 2011. For Ready Line, our focus remained on aggressive acquisition and capturing of market share along with ENR growth to generate funded and non-funded income. Customers were kept engaged through

svarious exciting campaigns throughout the year. Various attractive campaigns on spend, Visa Debit Card activation, Mobile & Internet banking and E-billing & SMS enrollment were kept running to excite and engage existing customers as well as adding new ones.

Since the launch of business in September 2012, Silkbank Credit Cards have grown steadily building momentum. Growth in acquisition has enabled Silkbank Credit Cards to cross 100,000 Cards In Force (CIF) in December 2016, a significant milestone and a moment of pride for Silkbank. Total card base stood at 100,205 cards as of Dec 31, 2016. Retail monthly spending has also increased and has crossed the Rs. 1 billion mark several times during 2016. This combined with an ENR of Rs. 2.83 billion has firmly established Silkbank as one of the key credit card issuers in the market.

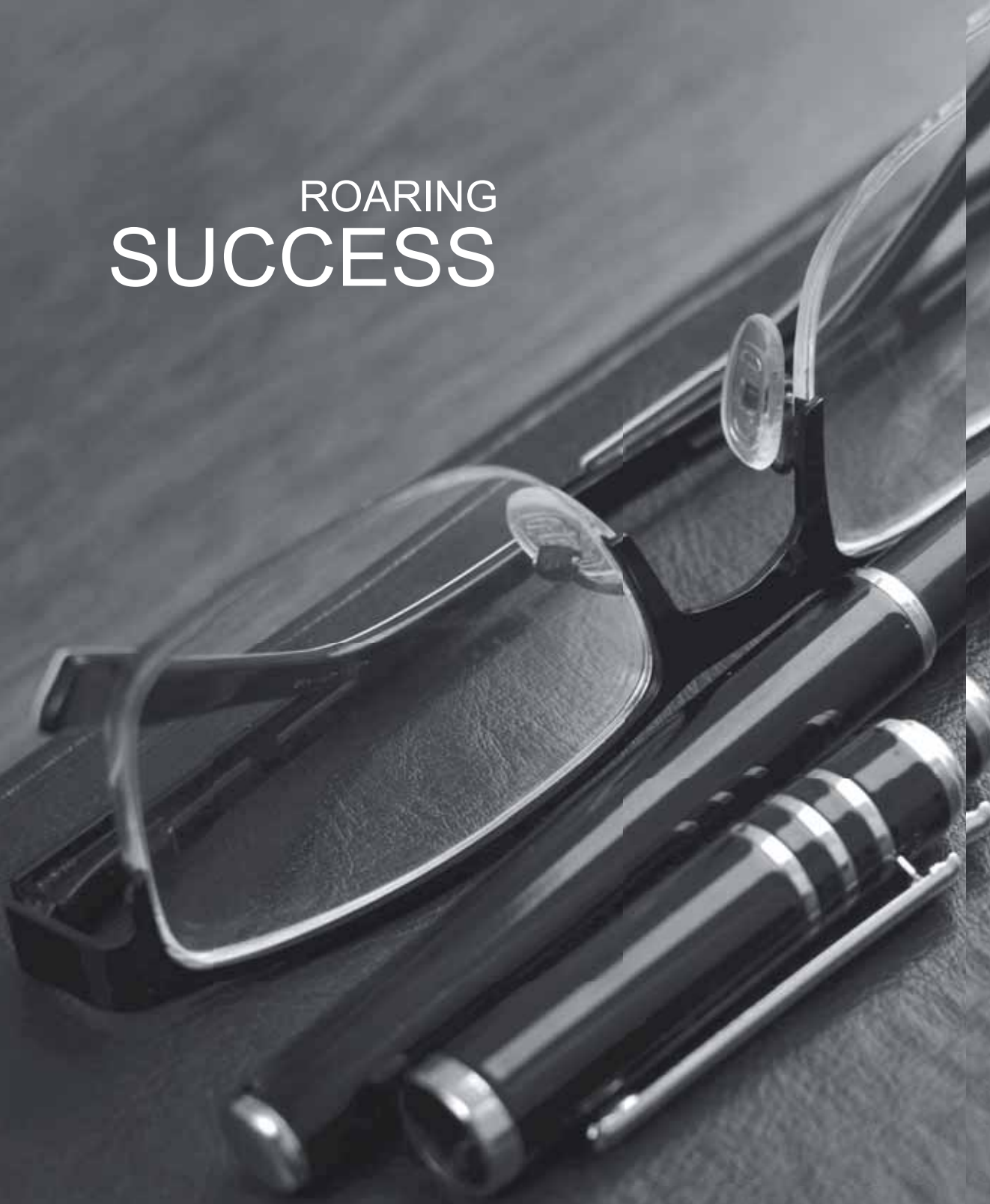
Silkbank's organizational success depends on a high level of skills and professionalism in our staff. We have aimed to achieve progress in various people related areas including strategic workforce planning, creating a conducive working environment, improving staff relations and adopting best market practices, so as to enable us to improve our operational efficiencies.

Silkbank's future is brighter today than at any time since its inception. It is my great honor to lead such an efficient and dynamic team of skilled individuals. Each team member brings his unique expertise, judgment, leadership and diversity of thoughts and experiences. I would like to recognize and thank our Stakeholders, the State Bank of Pakistan, Sponsors and Directors for their continued guidance, support and patronage. In the coming years, we aim to work towards a more positive future not just for the Bank but for the society in large.



Azmat Tarin
President & CEO

ROARING
SUCCESS





CORPORATE INFORMATION

The hallmark of ascending towards excellence is only possible with a proficient team who grind day and night to become the notch. We at Silkbank understand that excellence is achieved by working together in extraordinary ways because big results require big ambitions.

Corporate Information

Board of Directors

Munnawar Hamid, OBE	Chairman
Adnan Afridi	Director
Khalid Aziz Mirza	Director
Nasim Beg	Director
Sadeq Sayeed	Director
Shamsul Hasan	Director
Talha Saeed Ahmed	Executive Director
Tariq Iqbal Khan, FCA	Director
Zubair Nawaz Chattha	Director
Azmat Shahzad Ahmed Tarin	President & CEO
Shaukat Tarin	Advisor to the Chairman

Company Secretary

Uzman Naveed Chaudhary

Chief Financial Officer

Khurram Khan

Audit Committee

Tariq Iqbal Khan, FCA	Chairman
Adnan Afridi	Member
Nasim Beg	Member
Wajih Zaidi	Secretary

Risk Committee

Shamsul Hasan	Chairman
Sadeq Sayeed	Member
Adnan Afridi	Member
Muhammad Atif Kauser	Secretary

Human Resources Committee

Munnawar Hamid, OBE	Chairman
Khalid Aziz Mirza	Member
Azmat Tarin	Member
Sanam Kohati Faiz	Secretary

Auditors

Deloitte Yousuf Adil
Chartered Accountants

Legal Advisor

Ghani Law Associates

Registered Office

Silkbank Limited, Administration Division,
13 L, F-7 Markaz, Islamabad
Direct Tel: (051)-726080-26-27-28
PABX: (051)-26080-77-78-79, EXT: 111
Fax: (051)-26080-29
Email: companysecretary@silkbank.com.pk
Website: www.silkbank.com.pk

Share Registrar

Central Depository Company of Pakistan Limited (CDCPL)
Share Registrar Department
CDC House, 99-B, Block 'B', S.M.C.H.S., Main Shahra-e-Faisal,
Karachi-74400.
Tel: Customer Support Services (Toll Free) 0800-CDCPL (23275)
Fax: (92-21) 34326053
Email: info@cdcpak.com
Website: www.cdcpakistan.com

Board of Directors



(1) Zubair Nawaz Chattha
Director

(2) Talha Saeed Ahmed
Executive Director

(3) Munnawar Hamid
Chairman

(4) Azmat Tarin
President & CEO

(5) Shaukat Tarin
Advisor to the Chairman



(6) Tariq Iqbal Khan
Director

(8) Shamsul Hasan
Director

(10) Nasim Beg
Director

(7) Adnan Afridi
Director

(9) Khalid Aziz Mirza
Director

(11) Sadeq Sayeed
Director

Profile of Board of Directors

Mr. Munnawar Hamid, OBE - Chairman

Mr. Hamid was elected as an Independent Director and Chairman of the Board, in March 2008 and was re-elected as an Independent Director by the shareholders of the Bank. Mr. Hamid was also appointed as the Chairman by the Board in August 2011 and also in August 2014 and has held this position since then. Mr. Hamid gained experience of commerce and industry while serving in a major chemicals company, ICI Pakistan Limited, as Chief Executive, as well as Chairman of a number of subsidiary companies of Global Corporations in Pakistan, which include ICI Pakistan and Pakistan PTA (now Lottee Pakistan PTA Ltd.). He has also served in London as a Global Senior Corporate Planner ICI Plc for its Pharmaceuticals, Agrochemicals and Seeds, and especially Chemical Businesses. Subsequently, he was the Advisor to the CEO of ICI Plc London, for South Asia. In addition to the Corporate sector, Mr. Hamid has been associated with a number of Boards, high-level consultative bodies, Public Sector Organizations, leading Advanced Educational Institutions and the Financial Sector of Pakistan. In October 1997, he was appointed Officer in the Most Excellent Order of the British Empire (OBE) by HM the Queen, for services to ICI and Economic Development in Pakistan. Mr. Hamid is a graduate from Punjab University, and also holds BA (Hons) and a Master's degree from Cambridge University (Gonville & Caius College), UK. He has over 45 years of experience in the fields of business & corporate management and operations. Mr. Hamid is also currently associated with the following organizations:

■ Linde Pakistan Ltd. (formerly BOC Pakistan Ltd.)	Chairman
■ The Aga Khan University Karachi	Member Board of Trustees
■ The Aga Khan University Gratuity Fund	Trustee
■ The Aga Khan University Provident Fund	Trustee

Mr. Tariq Iqbal Khan - Director

Mr. Tariq Iqbal Khan was elected as an Independent Director on the Board of the Bank in December, 2010 and was also re-elected as a Director by the shareholders of

the Bank in August 2011 and August 2014 and has held this position since then. He is also the Chairman of the Audit Committee of the Board. Mr. Tariq Iqbal Khan is the Ex-Chairman of National Investment Trust Limited. He has also served on various positions in Federal Board of Revenue (FBR) and Securities and Exchange Commission of Pakistan (SECP). Mr. Khan has also played a significant role as Pakistan Banks Association's Chairman. Mr. Khan is a Chartered Accountant by profession, and has over 30 years of experience. He has served on the Boards of various other banks and companies. Currently he holds directorship in the following companies:

Name of Organization	Position Held
■ Khyber Pakhtunkhwa Oil & Gas Company Limited (KPOGCL)	Chairman
Listed Companies	
■ Attock Refinery Limited	Director
■ International Steels Limited	Director
■ Lucky Cement Limited	Director
■ National Refinery Limited	Director
■ Packages Limited	Director
■ Pakistan Oil Fields	Director
Unlisted Companies	
■ FFC Energy Limited	Director
■ CAS Management (Pvt) Limited	Director
Non-Profit Organization	
■ Islamic International Medical Trust	Trustee
■ High Altitude Sustainability Trust	Trustee
■ Pakistan Engineering Academy Endowment Fund	Trustee
■ Human Element Foundation	Trustee

Mr. Sadeq Sayeed - Director

Mr. Sayeed was elected as a Non-Executive Director on the Board of the Bank in March 2008, was also re-elected as a Non-Executive Director by the shareholders of the Bank in August, 2011 and August, 2014 and has held this position since then. He is also member of the Risk Committees of the Board.

Mr. Sayeed was appointed as Chairman of Metage Capital Ltd., an investment firm based in London, in March 2011. Prior to this, Mr. Sayeed was the CEO of Nomura International from 2008, having joined the company in 2000 as Special Advisor. This appointment followed the acquisition of the Lehman Brothers businesses in EMEA and Asia, in which Mr. Sayeed played a key role. In addition, he was the Chairman of both the EMEA Management Committee and the EMEA Capital Commitments Committee at Nomura. In 2010, Mr. Sayeed retired as CEO of Nomura. Previously Mr. Sayeed had been responsible for a number of key strategic projects globally, including the creation of Terra Firma Capital Partners, a £2 billion private equity fund. He was also responsible for creating the joint venture between Rothschild and Nomura, in respect of their global investment banking activities. Mr. Sayeed has over 30 years of experience in investment banking, including arbitrage trading, structured finance, fund management and financial advice. He has previously served as Managing Director, Credit Suisse First Boston, where he spent 15 years and served as a member of the Operating Committee. Prior to his global investment banking career, he was Consultant to the World Bank in Washington DC. Mr. Sayeed holds an under-graduate degree in economics with concentration in electrical engineering, from Massachusetts Institute of Technology (MIT), as well as a Master's degree in finance from MIT's Sloan School. Mr. Sayeed is a visiting Associate Scholar at Pembroke College, Cambridge. He is also an Adjunct Professor at Imperial College Business School, in London. He currently holds the following positions:

■ Metage Capital Limited	Non-Executive Chairman
■ Sinthos Capital Advisors LLP	Partner

Mr. Shamsul Hasan - Director

Mr. Shamsul Hasan was appointed by the Board as a Non-Executive Director on the Board of the Bank in November, 2012 and was re-elected as an Independent Director by the shareholders of the Bank in August, 2014 and has held this position since then. He is also the Chairman of the Risk Committee of the Board. Mr. Hasan is a senior investment and corporate banker. Prior to his joining the Bank, Mr. Hasan was the Managing Director and Chief Executive

Officer of Pakistan Kuwait Investment Company (Pvt.) Ltd., a joint venture of Governments of Pakistan and Kuwait, from November 2008 till August 2011. Through his dynamic leadership, he completely turned around the company into a profitable organization. In 2011, Pakistan Kuwait Investment Company was given a Credit Rating of "AAA" by two independent credit rating agencies; it also achieved a very high Corporate Governance Rating. Mr. Hasan has also worked as the Country Head of Corporate & Investment Banking Group of then Saudi Pak Commercial Bank Limited. He has over 33 years of banking experience with other local and international banks and has a proven track record of over 20 years experience in senior management. He is a graduate of Pakistan Military Academy, Kakul. Mr. Hasan has extensive banking training and has attended various international management development programs, conducted by INSEAD France, National University of Singapore, Institute of Islamic Banking London and Euro Money London.

Mr. Adnan Afridi - Director

Mr. Adnan Afridi was elected as a Director on the Board in August 2014. He is also member of the Audit Committee and the Risk Committee of the Board. Mr. Afridi has served as Chief Executive – AVA Water; Managing Director, Pakistan – Start Consult; Chief Executive Officer/Secretary General – Overseas Investors Chamber of Commerce and Industry (OICCI), Chief Executive Officer/Managing Director – Karachi Stock Exchange (Guarantee) Limited, Karachi and Chief Executive Officer, Tethyan Group. He has also served as Senior Advisor to Board Strategy and Investor Relations in Silkbank Limited. He is also the current chairman of the Board of The Kidney Centre.

Mr. Afridi holds J.D. (Juris Doctorate) degree from Harvard Law School Cambridge, MA, USA. Mr. Afridi has 18 years international experience in change management, business transformation, innovation and profitability in blue chip companies, private-sector and start-up situations. He had also International work experience in USA, EU (UK, Italy, Turkey, France) and UAE.

Mr. Khalid Aziz Mirza - Director

Mr. Khalid Aziz Mirza was elected as an Independent Director on the Board in August 2014. He has served as a Chairman of the HR Committee of the Board.

Mr. Mirza is a Master of Commerce (M.Com) from University of Punjab, Lahore, Pakistan.

Profile of Board of Directors

Mr. Mirza has served in various positions in Investment Corporation of Pakistan (ICP), and Credit & Finance Corporation – London. Subsequently, for about two decades, he remained on the professional executive staff of the International Finance Corporation (IFC) (Member, World Bank Group). Beside this, he also served as founding Chairman - Securities & Exchange Commission of Pakistan (SECP); Sector Manager for Financial Sector Development, East Asia & Pacific Region, The World Bank - Washington DC, USA; Chairman and Chief Executive - Monopoly Control Authority, GoP; founding Chairman and Chief Executive – Competition Commission of Pakistan; and Member – Competition Appellate Tribunal. Mr. Mirza is at present Professor of Practice in the Lahore University of Management Sciences (LUMS), Pakistan. Mr. Mirza is also an Independent Director and Chairman on the Board of Primus Investment Management as well as on the Board of Orix Leasing Pakistan Limited. In addition, he is an Independent Director of Medgulf Insurance, Bahrain, and an Advisor to the Board of Damen Support Programme (a non-profit micro finance institution) in Lahore.

Mr. Talha Saeed Ahmed - Executive Director

Mr. Talha Saeed was appointed as an Executive Director on the Board of Silkbank in April 2015.

He has 29 years of well diversified experience at senior positions in leading financial institutions. He has held a number of important appointments in NDFC, ANZ Grindlays Bank, Union Bank and Standard Chartered Bank. He is presently Group Head of Wholesale Banking looking after Corporate, Treasury, Financial Institutions, Investment Banking and Small & Medium Enterprises Business. Previously he held the position of Group Head Retail Banking looking after Branch Banking, Consumer Assets and Small & Medium Enterprises. He held the position of General Manager, Small & Medium Enterprises in Standard Chartered Bank. He was also a Member of the Senior Management Committee in Standard Chartered Bank.

In addition to the above, Mr. Saeed has held position of a Director on the Board of Lahore Stock Exchange and served as Convener of The Regulatory Affairs Committee of Lahore Stock Exchange. He is presently a Director on the board of Agritech Limited a publically listed Fertilizer manufacturing unit. He has attended many training courses and workshops

in Pakistan and abroad and has also attended conferences on SME's, organized by International Finance Corporation (IFC). He is a certified trainer of IFC on SME banking. Some of his major achievements during his career are, pioneering programmed based lending to SME's in Pakistan. Setting up SME businesses from scratch in three banks. Setting up consumer business in Silkbank.

Mr. Saeed holds a Master's degree in Economics from Quaid-i-Azam University, Islamabad and is a Commerce graduate from Hailey College of Commerce. He is a fellow member of the Institute of Bankers in Pakistan and a Certified Director on the panel of Pakistan Institute of Corporate Governance. He is also a trainer for National Institute of Banking and Finance and State Bank of Pakistan for Small & Medium Enterprises Business. He has also conducted training on SME's in Islamic banking.

Mr. Nasim Beg – Director

Mr. Nasim Beg was appointed as the nominee Director of M/s. Arif Habib Corporation Limited, on the Board of the Bank with effect from January 18, 2016. Mr. Nasim Beg, a Fellow Member of the Institute of Chartered Accountants of Pakistan, is the Chief Executive Officer of Arif Habib Consultancy (Pvt.) Limited along with being the Vice Chairman of MCB-Arif Habib Savings & Investments Limited, an Asset Management Company that was conceived and set up by him and which he headed as Chief Executive till June 2011. With over forty-six years of experience in the business world including industry and the financial services (in and outside the country), Mr. Nasim Beg is one of the most highly experienced professionals of the country.

Before joining the Arif Habib Group, Mr. Beg served as the Deputy Chief Executive of NIT, which he joined during its troubled period and played an instrumental role in its modernization and turn around. He also served as the acting Chief Executive of NIT for a few months. He has also been associated at top-level positions with other asset management and investment advisory companies.

Mr. Beg has also held senior level responsibilities in the automobile industry. During his tenure as the Chief Executive of Polymer & Precision Engineers (now renamed Allied Precision Engineering) thereafter, as Chief Executive of Allied Motors Limited (Formerly: Allied Tractors Limited), he set up a green field project for the manufacture of sophisticated indigenous components for the automotive industry under transfer of technology licenses with Japanese and European manufacturers. His initiation to the financial services business was with the Abu Dubai Investment

Company, UAE, where he was a part of the team that set up the company in 1977. He has also been a member of the Prime Minister's Economic Advisory Council (EAC).

Other Corporate Responsibilities

As CEO

■ Arif Habib Consultancy (Pvt.) Limited.

As Director

■ Aisha Steel Mills Limited.

■ Arif Habib Dolmen REIT Management Limited (Non-Executive Chairman).

■ MCB-Arif Habib Savings & Investments Limited (Executive Vice Chairman).

■ Pakarab Fertilizers Limited.

■ Pakistan Opportunities Limited (Formerly: Pakistan Private Equity Management Limited).

■ Power Cement Limited (Non-Executive Chairman).

■ Safemix Concrete Limited.

■ Arif Habib Corporation Limited.

Mr. Azmat Tarin – President & CEO

Mr. Tarin is the President & CEO of Silkbank since October 2008. Prior to which, he was the Executive Director in Silkbank. He is also member of the HR Committee of the Board. Mr. Tarin is a career banker with an experience of over 25 years. He started his career in Branch Operations in Lincoln Savings, California, in 1989.

Subsequently, he moved to Saudi American Bank in Riyadh, where he was involved in a project of centralizing operations. He has also attended the Management Associate Program at the Saudi American Bank. His first banking assignment in Pakistan was with Union Bank Ltd. from 1999 to 2006 as Head of Retail Banking, where he was a part of the core team that turned the bank into one of the most profitable banks of the country. In addition, he served on the Board of Union Leasing from 2001 to 2006. Mr. Tarin is also serving as a Director of Sinthos Capital Holding Ltd.

Mr. Tarin is a Master of Business Administration (MBA) in Management Sciences from Pepperdine University, Los Angeles, California.

Mr. Zubair Nawaz Chattha – Director

Mr. Zubair Nawaz Chattha was appointed as a Nominee Director of Gourmet Group on the Board of the bank in December, 2016.

He has been associated with the family business since his early days, bearing an impressive profile detailing an unprecedented track record bedecked and evenly interspersed with illustrious achievements and services on various fronts during his professional career.

From his educational record to professional acumen, Mr. Zubair Nawaz Chattha stands out par excellence. After completing his B.A, he went for a graduation in law and completed his LLB in 1992. He also holds degree of LLM. On the academic front he has had renowned institutions among his alma maters, including University of Punjab, Lahore and Harvard Law School USA.

Mr. Zubair Nawaz Chattha belongs to a business family owning businesses with the brand name "Gourmet" in Pakistan. After completing his education, he joined his family business with his father and brother. At the time Gourmet was operating with sweets and bakers retail shops in Lahore and 03 production units. He introduced the idea of production of carbonated soft drinks under the brand name Gourmet. It was a tough decision to compete well established brands in the Soft drink industry. It was his vision and commitment through which he was able to introduce Gourmet brand as an alternate option in the beverage industry which was previously dominated by Multinationals.

He managed the portfolio of food related items and promoted the Family brand "Gourmet" by introducing marketing and integration strategies. He was instrumental in setting up dairy and confectionary units and acquiring a sugar mill. He also introduced and promoted the "Conglomerate Diversification" by venturing into other business including Gourmet Petroleum, investment in banking sector through equity investment in Silkbank where the group holds 12.5% of the bank's paid up capital and acquisition of News TV channel. His vision is to introduce "Gourmet" worldwide as a Pakistani Brand. He is at present planning to expand the business in UK and UAE.

Mr. Zubair joined Police Service Pakistan (PSP) through qualifying the competitive examination in 1995. After completing the training for PSP he remained posted on various sensitive positions which required highest level of administrative capabilities. Mr. Zubair demonstrated extraordinary skill and expertise in handling complex situations on these assignments. During his service he remained on leave in different periods for attending to the new gourmet projects.

Senior Management Committee



(1) Junaed Rayaz Chaudhry
Head Consumer Risk

(2) Shuja Ahmed Alvi
Head of Corporate (South)
& Investment Banking

(3) Khurram Khan
Chief Financial Officer

(4) Javed Yousuf Edhi
Group Head Operations & Technology

(5) Sanam Kohati Faiz
Head of Human Resources

(6) Goharulayn Afzal
Chief Operating Officer

(7) Khurram Adil Khan
Group Head Marketing

(8) Uzman Naveed Chaudhary
Company Secretary/Group Head Compliance, ICD & Legal

(9) Aii Kashif Rizvi
Head Treasury & Financial Institutions



(10) Wajih Zaidi
Head Internal Audit

(11) Shahram Raza Bakhtiari
Group Head Retail & Consumer Banking

(12) Muhammad Saqib Pal
Chief Risk Officer

(13) Talha Saeed
Executive Director/Head of
Wholesale Banking

(14) Kasim Feroze Khan
Director, Special Assets & Projects

(15) Kamran Bashir
Group Head SAMG & REAM

(16) Mansoor Mukhtar
Head SME Relationship

(17) Jawad Majid Khan
Group Head Islamic Banking

The Management

Mr. Azmat Tarin	President & CEO
Mr. Talha Saeed	Executive Director-Wholesale Banking
Mr. Goharulayn Afzal	Chief Operating Officer
Mr. Kasim Feroze Khan	Director, Special Assets & Projects
Mr. Muhammad Saqib Pal	Chief Risk Officer
Mr. Javed Yousuf Edhi	Group Head Operations & Technology
Mr. Jawad Majid Khan	Group Head Islamic Banking
Mr. Kamran Bashir	Group Head SAMG & REAM
Mr. Shahram Raza Bakhtiari	Group Head Retail & Consumer Banking
Mr. Khurram Adil Khan	Group Head Marketing
Mr. Uzman Naveed Chaudhary	Company Secretary/Group Head Compliance, ICD & Legal
Mr. Mansoor Mukhtar	Head SME Relationship
Mrs. Sanam Kohati Faiz	Head Human Resource
Mr. Ali Kashif Rizvi	Head Treasury & Financial Institutions
Mr. Imran Aslam	Head Wealth Management
Mr. Junaed Riaz Chaudhary	Head Consumer Risk
Mr. Shuja Alvi	Head of Corporate (South) & Investment Banking
Mr. Khurram Khan	Chief Financial Officer
Mr. Wajih Zaidi	Head Internal Audit
Mr. Aman Kotak	Head Customer Satisfaction & Quality
Mr. S. Aamir Ali Rizvi	Head of Branch Banking



Corporate Profile

Background:

Silkbank is a scheduled commercial bank listed on all stock exchanges in Pakistan with its Central Office located in Karachi. On September 15, 2001, under the supervision of SBP, the institution then known as Prudential Commercial Bank Limited was acquired by Saudi Pak Industrial and Agricultural Investment Company (Pvt). Limited and renamed as Saudi Pak Commercial Bank Limited.

On March 31, 2008, a Consortium comprising International Finance Corporation, Bank Muscat S.A.O.G, Nomura European Investment Limited and Sinthos Capital Advisors (led by Mr. Shaukat Tarin and Mr. Sadeq Sayeed) acquired a majority stake in Saudi Pak Commercial Bank Limited, which was subsequently rebranded as Silkbank Limited on June 01, 2009.

Major shareholders of the Bank as on December 31, 2016 are Sinthos Capital comprising of Mr. Shaukat Tarin, Mr. Sadeq Sayeed and Mr. Azmat Tarin, M/S Arif Habib Corporation Limited, International Finance Corporation (IFC), Nomura European Investment Limited, Bank Muscat S.A.O.G and Mr. Zulqarnain Nawaz Chatta and Mr. Zubair Nawaz Chatta of Gourmet Group.

The Bank is engaged in providing financial services via 88 branches located in 33 cities throughout the country and offers a range of retail, consumer, corporate and Islamic products.

CONSORTIUM PARTNERS



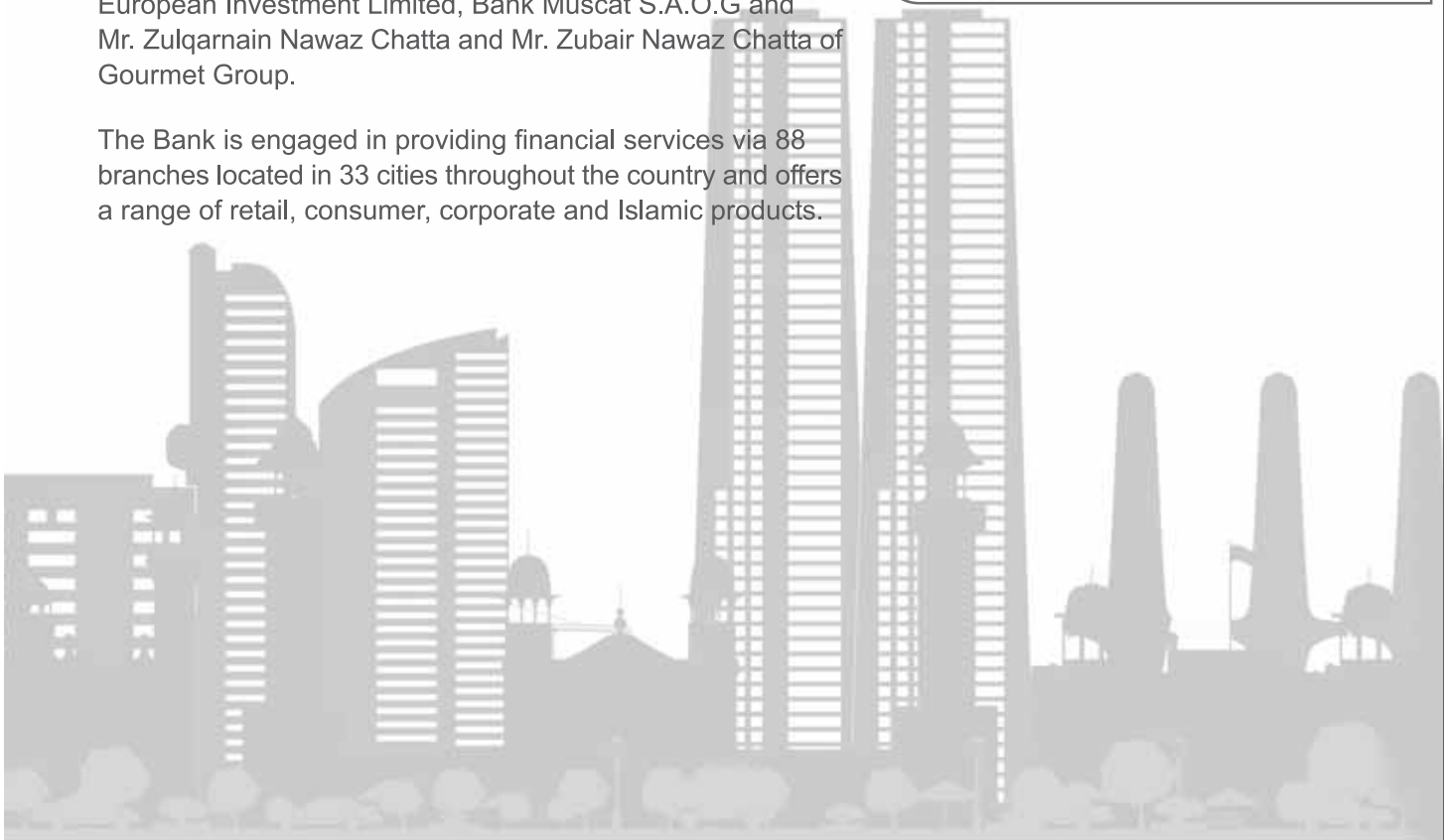
A member of the World Bank Group, IFC fosters sustainable economic growth in developing countries.




Largest bank of Oman with assets of over USD 15 billion, having significant presence in the Middle East.



A leading investment bank with network in over 30 countries and total assets of USD 221 billion. Recently acquired Lehman Brothers in Asia and Europe.



HISTORY IN THE MAKING





REPORTS AND STATEMENTS TO THE MEMBERS

The year 2016 for Silkbank has been a great fiscal year in terms of progress, growth and leadership mapping the significant achievement in the history of Silkbank. The reports and statements reflect the status, which the Bank earned through the best practices. Therefore, today we say, we are ascending towards excellence.



Director's Report

For the year ended December 31, 2016

Dear Shareholders,

The Directors are pleased to present the 23rd Annual Report and the audited financial statements for the year ended December 31, 2016.



Economic Review

Pakistan's economy has been continuously improving. Major successes in the outgoing year include improving economic growth, controlled inflation, improvement in tax collection, a reduction in fiscal deficit and the successful completion of the IMF program. The stock market also reached new highs during this period.

Going forward the China Pakistan Economic Corridor will provide regional strategic connectivity and major additional economic benefits and an historic opportunity to uplift socio-economic conditions in the country.

The Banking Sector

Despite experiencing pressure on profits due to declining interest rates and spreads, Pakistan's banking sector during the year remained stable with high solvency levels, a strong capital base, contained non-performing loans and improving risk management systems.

The growth in private sector credit was the most encouraging development during the year which contributed significantly in achieving the real GDP growth. The sharp surge in private sector credit is a reflection of increasing trust and confidence of the business community in the overall improvement in the investment climate of the country.



The Discount Rate stood at 6.25% during most part of the year, and the banking sector spreads slipped by 45bps, averaging 5.11% compared to 5.56% in the preceding year. Advances made in the Banking Sector improved by Rs. 790 billion during 2016, taking ADR (Asset to Deposit Ratio) to 51%, Investments also picked up by Rs. 508 billion and improved IDR (Investment to Deposit Ratio) to 69%, and deposits achieved a 20% Year on Year growth during the year.

The year also witnessed continued double digit growth in Islamic banking assets and deposits.

Silkbank's performance during 2016

Overall Financial Performance

The Directors are pleased that the Bank has successfully closed the Right Issue of Rs. 10 billion (Rupees ten billion) amounted to 6,410,256,410 shares. The Bank is fully compliant of the MCR and CAR requirement set by SBP.

Silkbank continues to be backed by strong international sponsors, which include IFC (World Bank Group), Nomura European Investments, Bank Muscat and Mr. Shaukat Tarin. The sponsors have been further strengthened by the inclusion of Arif Habib Corporation Limited and the Gourmet group, and will continue to be led by Mr. Shaukat Tarin.

Financial Performance	2016	2015
	Rs. in million	
Net mark-up income	4,349.362	3,099.630
Reversal / (Provisions) impairment and others	48.795	(724.377)
Non mark-up income	2,212.664	1,894.323
Non mark-up expense	5,325.689	(6,109.278)
Profit / (Loss) before Tax	1,285.132	(1,839.702)
(Tax) / Reversal of tax	(546.570)	128.097
Profit / (Loss) after Tax	738.553	(1,711.605)
	Rupee	
Basic Earning / (Loss) per share	0.09	(0.58)

Though the Bank had remained profitable during the year, but due to the accumulated losses, the Bank has not been able to declare any dividend for the year.



SECTORAL PERFORMANCE

Retail Banking

Branch Banking

Branch Banking remains one of the most critical businesses for the Bank, serving over 146,911 customers, and consisting of approximately 66.33% of the Bank's deposit base. Branch Banking deposits reached Rs. 57,560 million during the year and continued to focus on reducing cost of funds by replacing high cost deposits with low cost CASA deposits and favorably improved LCY CASA deposit mix by 6% during 2016.



All-In-One Account

All-In-One Account which provides insurance coverage on ATM & over-the-counter cash snatching, mobile phone & vital documents snatching, home burglary as well as auto-insurance at as low a rate as 2.5% has now 4,139 customers and a deposit base of Rs. 1,398 billion.

Business Value Account

Business Value Account, which provides inventory insurance of up to Rs. 10 million, has grown to a deposit base of Rs. 0.366 billion with 972 customers.

Online Express

Online Express has now a total deposit of Rs. 11,743 billion, with 71,773 customers.



Munafa Rozana

Munafa Rozana a savings account which pays profit in cash daily, has achieved a deposit base of Rs. 3,879 billion with 9,410 customers during the year.

Wholesale Banking

Treasury & Financial Institution

Treasury continued with its exceptional performance by greatly contributing to the entire profitability of the Bank. During the year, treasury realized total capital gain of Rs. 144 million in fixed income and equity markets through impressive trading volumes. Further, treasury also took full advantage of the arbitrage opportunity available in the market. In foreign exchange market, treasury was one of the most active player for its size and earned an income of Rs. 158 million. Fixed income sales also remained very active throughout the year by offering GOP securities to new and existing clients. Whereas, Financial Institutions Department played a vital role in providing seamless trade and payments business flows to corporate, SME and branch banking customers through their wide range of international and local correspondents.

Investment Banking Group (IBG)

During the year 2016, IBG advised and participated in transactions aggregating PKR 2.35 Bn. underwrote Rights Issues to the extent of Rs. 550 million.

Corporate Banking & Middle Market

During the year 2016, cumulative net revenue showed a 10% improvement and closed the year at Rs. 870 million with direct expenses tolling by 33% to end the year at Rs. 95 million. Average advances during the year amounted to Rs. 29.2 billion.

Consumer Banking

Consumer Banking Division at Silkbank is offering combination of both secured and unsecured products and every product has performed exceptionally well over the course of last couple of years.

Unsecured Portfolio:

Unsecured portfolio includes Personal Installment Loan, Ready Line and Credit Cards and every product has performed exceptionally well over the last few years. The year was no different, and the unsecured portfolio maintained its leadership position, and at the end of the year, the Ending Net Receivables in Unsecured Products were Rs. 11.5 Billion with a significant growth in profitability which contributed Rs. 1.2 billion to earnings before interest & taxes.



Director's Report

for the year ended December 31, 2016

■ Personal Loan

Silkbank Personal loan, a monthly installment based loan, booked 8,084 personal loans during the year and closed the year 2016 with 17,568 active customers and a total receivable of Rs. 4,265 million.

Multiple exciting internal and external promotions and campaigns, including an innovative campaign of 5% Cash Reward, were launched during the period with an objective to increase acquisition. In order to further reward old customers for loyalty a variant was launched which offered a rate break and waiver of processing fee.

■ Ready Line

Silkbank Ready Line, an unsecured running finance facility which allows customers to have speedy access to available funds without any collateral or security has become quite popular. This facility launched in July 2011 has grown tremendously over the years and now has a receivable of Rs. 4,403 million with 27,308 active borrowers at the end of 2016.



During the year, various initiatives were under taken to boost acquisition, and various attractive campaigns on spend, VDC activation, Mobile & Internet banking and E-billing & SMS enrolment were kept running to the maximum. The most successful campaign "Explore the World" launched during the summer awarded tickets to New York, Istanbul and Dubai, to 50 lucky customers.

■ Credit Cards

Since launch, Silkbank Credit Card has grown steadily and achieved a significant milestone of 100,000 Cards in Force (CIF) in 2016. During the year both, Retail spending on a monthly basis and the Spend Stimulation Unit (SSU) in terms of installment plan booking volume, crossed Rs. 1.00 billion. At the end of the year, the total base stood at 100,205 cards and an ENR of Rs. 2.83 billion firmly establishing Silkbank as one of the key credit card issuers in the market.

■ Secured Portfolio

Silkbank M'Power, a product secured against residential and commercial property stood at an ENR of Rs. 3,195 million. Fresh lending however is currently on hold to retain existing customers and contain delinquency and consequently enable focus on more high yielding products.

■ Home Remittance

The Home Remittance business disbursed Rs. 23,571 billion recording a growth of 11.03% compared to the previous year with a potential for further expansion.



■ Alternative Delivery Channels (ADC)

The Silkbank VISA Debit Card ("VDC") continued to show strong growth and card numbers increased to 123,069 showing a growth of 20.70% compared to last year. During the year, the VDC usage over Point of Sales increased to Rs. 1,226 million with highest ever monthly spent of Rs. 122.00 million during December, 2016. Alternate Distribution Services and e-delivery channels have added value to the product offerings and enhanced reach and accessibility of banking services. Silk Mobile registrations have reached to 22,831 customers, and new features are continuously being added. Silkbank is providing complete e-channel bill payment solution to its customers and 261,766 utility bills payments were processed through the system.



■ Bancassurance

Bancassurance business recorded a total revenue of Rs 53.13 million with 950 covers for the year 2016, registering over 20% revenue increase from 2015.



Emaan Islamic Banking (Emaan)

Emaan Islamic deposits registered a healthy growth of Rs. 4.29 billion achieving an annual growth of 65.05%, with the most significant growth coming in CASA category taking the overall CASA to Term Deposit ratio to 78:22. The total deposit book closed at Rs. 10.901 billion with COF @ 3.44% and advances increased by Rs. 3.574 billion to Rs. 8.223 billion registering a YTD growth of 76.92%.



Technology

During the year 2016, a number of technology based initiatives were taken to support businesses, regulatory compliance and enhance customer experiences. Biometric Verification feature has been deployed, to comply with a SBP mandate, at the account opening stage and channel based transactions are processed through the IBAN number. An E-Survey has also been introduced across all channels to record customer feedback on service quality. Silkbank also strengthened its backend technology by upgrading the call center infrastructure with the conversion to SIP technology which will further strengthen service delivery by providing more efficient que management and increased call center efficiency. Going forward the Bank has strong plans to introduce branchless banking.



Human Resource

In 2016, HR participated in the annual salary survey which has helped in determining compensation levels and understanding market positioning among the peer banks & should ultimately facilitate in retaining top talent and aligning the compensation structure with market standards. During the year, employee engagement remained a priority, and team building and training workshops were arranged across the country. Leading head hunters were engaged to attract and hire quality talent from the market and add value to the recruitment process.



Director's Report

for the year ended December 31, 2016

Special Asset Management Group (SAMG)

The SAMG of the Bank once again exceeded its objectives during the year, and contributed a net amount of Rs. 2,874 million to the P&L Account against a budgeted target of Rs. 830 million with a total NPL reduction of Rs. 3,015 million during the year. SAMG's concerted efforts managed to reduce NPL to Advances Ratio to as low as 8.4% as of December 31st, 2016. Real Estate Asset Management team also successfully sold various Other Real Estate Owned (OREO) properties in Karachi & Islamabad with a substantial gain of Rs. 127 million against a cost of Rs. 386 million, and made an average 85% gain in actual values realized on sale.

Risk Management Group (RMG)

During the year, RMG in collaboration with an external agency, made an assessment to gauge the financial health of the portfolio with special reference to the Obligor Risk Rating model, and changes for further improvements have been duly noted for implementation during 2017. A facility Risk Rating (FRR) model has been developed in house and is being run on a trial basis with full implementation expected during the year 2017. During the year, the RMG also carried out industry wide reviews and a consequent rationalization of exposures in view of the prevalent economic scenario, and has regularly engaged business units on the "Watch list" to ensure a timely and prudent management of their accounts.

The RMG remained in constant liaison with the SBP and external auditors to ensure that both subjective and objective classifications were kept to a minimum level and observations were addressed at the outset. The RMG also carried out the quarterly exercise for classifications and provisioning in close liaison with business units, and realigned the Credit Administration department to help achieve better monitoring and controls. In addition, digitization of security documents was carried out to achieve better record keeping and time saving.

Service & Quality

To be the top service provider in the industry, the Bank has a state-of-the-art complaint management system, accessible to all front-end channels to register and resolve customer grievances on a real-time basis and provide immediate solutions to customers.

During the year, training programs were implemented for Consumer Asset sales staff to undergo mandatory training in "Fair Treatment of Customers" guidelines. Phone Banking and Complaint Management Unit were empowered even more by providing the front-end units with system tools for process efficiency and enhanced customer experience.

During the year, the Complaint Management Unit resolved 6,154 customer's complaints of which 82% were resolved within 5 working days showing an improvement of 18% in resolution timeliness over the year 2015. An independent research study on Customer Satisfaction was carried which shows an overall Highest Satisfaction score of 89 % and Problem Incidence Rate of 8% for the Bank, which is amongst the best in the industry.

Corporate Social Responsibility

Silkbank remains committed to social responsibility to improve society as a whole. The Bank is specifically dedicated to supporting programs associated with, but not limited to Children's Health, Education & Physical Development and Historical & Cultural Conservancy.

Board of Directors

The Board in its 155th meeting held on December 20th, 2016 accepted the resignation of Mr. Azmat Tarin as an elected director from the Board of Directors of the Bank with effect from December 31st, 2016. However, Mr. Azmat Shahzad Ahmed Tarin, President & CEO of the Bank, will continue to be on the Board as deemed Director of the Bank as per section 200 (2) of the Companies Ordinance 1984.

The Board also appointed Mr. Zubair Nawaz Chattha on the Board of the Bank, as nominee Director of Gourmet Group, being one of the sponsor shareholders of the Bank.

The Board warmly welcomes Mr. Zubair Nawaz Chattha and looks forward to his professional expertise and contribution to the Board. At present, the composition of the Board is as follows:



Types of Director	No of Directors
Independent Director	4
Non-Executive Director	4
Executive Director	1
President & CEO	1

Directors' Training

The Board has been provided with the revised Code along with briefings on various occasions in order for them to properly oversee the affairs of the Bank. Three Directors of the Bank have obtained certification from Pakistan Institute of Corporate Governance (PICG), whereas, three Directors of the Bank stand exempted from the requirement of the said certification and the remaining Directors will obtain it within the prescribed time. During the year, a session for Directors Orientation Course was also conducted, covering the applicable laws, rules and regulations under the Code of Corporate Governance, Prudential Regulations for Corporate and Commercial Banking, Companies Ordinance, 1984 and Banking Companies Ordinance, 1962.

Performance Evaluation of Board of Directors

In compliance of the guidelines on performance evaluation of Board of Directors, issued by the State Bank of Pakistan, a questionnaire formulated by the Pakistan Institute of Corporate Governance was placed before the Board. The questionnaire covered all aspects of Board structure, size, composition, responsibilities as well as the performance of individual directors and its committees. The results/feedbacks received from the Directors on performance evaluation were compiled by means of quantitative techniques and considered by the Board in its 156th Board meeting held on February 28th, 2017.



Corporate and Financial Reporting Framework

The Board is committed to its responsibilities under the Code of Corporate Governance of the SECP. In doing so, it wishes to make the following statements:

- a) The financial statements prepared by the management of the Bank, present fairly its state of affairs, the result of its operation, cash flow and changes in equity.
- b) Proper books of account of the Bank have been maintained.

- c) Appropriate accounting policies have been consistently applied in preparation of financial statements and accounting estimates are based on reasonable and prudent judgment.
- d) International Financial Reporting Standards as applicable in Pakistan have been followed in preparation of financial statements and any departure there from has been adequately disclosed.
- e) The system of internal control is sound in design and has been effectively implemented and monitored. Management's statement on internal control is enclosed herewith which is endorsed by the Board as required by the State Bank of Pakistan. The Board is ultimately responsible for the Bank's system of internal control and reviewing its effectiveness. However, such a system is designed to manage rather than eliminate the risk of failure to achieve objectives and by its nature can provide only reasonable and not absolute assurance against material misstatement or loss.

The process used by the Board to review the effectiveness of the system of internal control includes, inter alia, the following:

- i) An audit committee has been formed with approved terms of reference and reports to the Board. It reviews the approach adopted by the Bank's internal audit department, as well as the scope of and its relationship with the external auditors. It also receives reports from the internal audit, and any material control weakness that is identified is discussed and agreed actions are taken in areas of concern.
- ii) An organization structure has been established which supports clear lines of communication and tiered levels of authority with the delegation of appropriate responsibility and accountability.
- iii) Business strategies agreed at divisional level are approved by the Board. In addition there is an annual budgeting and strategic planning process. These strategies are reviewed during the year to reflect any significant changes in the business environment.
- iv) The principal features of control framework include:
 - Evaluation and approvals procedures for major capital expenditure and other transactions.
 - Regular reporting and monitoring of financial performance using



Director's Report

for the year ended December 31, 2016

operating statistics and monthly managements accounts which highlight key performance indicators and variance from budget and quarterly forecasts.

- Review of the health, safety, environment and contingency management processes and other significant policies.
- Further, reviews of the system of internal control are also carried out by the internal audit department and management conclusions on internal control are confirmed by divisional management to the Board.
- There are no significant doubts upon the Bank's ability to continue as a going concern.
- There has been no material departure from the best practices of corporate governance, as detailed in the listing regulations.

- f) The value of investments of Provident Fund and Gratuity Fund is Rs. 775.80 million and Rs. 405.09 million, respectively, as per the un-audited financial statements of these funds for the year ended December 31, 2016.

Risk Management Framework

Concerted efforts have been carried out over the years for improvement of the Risk Management function which have resulted in better control & risk environment plus creating an overall "Risk Culture" within the Bank. With the growing shift towards Basel Implementation and enhanced focus for management of risk on an integrated basis following are some important aspects of the Risk Management function at the Bank:

a) Credit Risk

Managing of credit risk is considered the key function at RMG. Independent Risk Management Units catering to the Corporate / Commercial/SME and Consumer segments are fully operational and clearly follow the laid out Procedures formulated in the form of policies/ Manuals and Product Programs. Credit Risk is thus continuously monitored by the respective sanctioning units. Board based Credit Approval Authorities have also been delegated to various approvers for credit sign off. Credit Administration units are in place for all segments of the Bank, effectively handling all documentation and safe keeping. The Bank has developed in-house Obligor Risk Rating (ORR) models/ systems for Corporate, Commercial and SMEs, which are regularly reviewed / updated. Besides RMG also has a robust Early Warning System (EWS) reporting in place. RMG has also recently put in place a facility risk rating module on trial basis which effectively measures the risk in relation to each facility granted to every customer. These processes are capable of identifying problem loans at an early stage for timely remedial actions. Results for establishing these systems are now beginning to reflect in the management letter issued by the external auditors and the annual reports compiled by the SBP inspection teams through reduced instances of system and procedure failures.

Under Consumer Banking, a separate collection unit operates for follow up and recovery of loans. A centralized Special Assets Management Unit is also in place and is primarily responsible for handling the NPL accounts and recovery process. The unit is performing its task in a very professional and efficient manner. Besides various management committees of the bank, Credit Risk is also overviewed by the Risk Committee of the Board on an ongoing basis. Regular guidance is

sought from the Board on credit related matters and the findings implemented in letter and spirit. Marked reduction in NPL portfolio has ensued resultantly.

b) Market Risk

A Middle Office function (independent of the Treasury) has been established within the Bank with the primary responsibility of monitoring the market risk function and onward reporting to the Head of Risk Management Group. Investment Committee (IC), Market Risk Policy Committee (MRPC) and Asset and Liabilities Committee (ALCO) are also functioning to supervise and approve Market Risk exposures. At Silkbank, we have a well-defined Liquidity Policy, duly approved by the Board. Presently, various excel based tools are in use to generate MIS on Market Risk and reporting to the senior management and regulators. We have also successfully set up the "Web Tech system and T-Risk Module" which is capable of generating sophisticated modeling reports and independent monitoring of various treasury functions in a live environment.

c) Operational Risk

Under Operational Risk, appropriate Operational Policies and Procedures have been documented and disseminated for managing operational risk on a bank wide basis. Operational Risk Manual has since been prepared and approved by the Board. Risk Control self-assessment questionnaires have also been sent across to various segments of the bank and based on their feedback we plan to implement the process on a bank wide basis during the current year.

An Internal Control Unit is also operational with the primary task of over-viewing and ensuring implementation of various operational guidelines and monitoring tools and reconciliation across the Bank. Additionally, an independent Internal Audit function is also in place within the Bank, reporting to the Audit Committee of the Board. A Proper Compliance Department is also functional, inter alia to ensure that all legal and regulatory requirements are properly addressed in addition to the implementation of Anti Money Laundering and Know your Customer (AML/KYC) Policies.

In this respect, appropriate training to relevant staff has been imparted including training on strict monitoring of transactions and AML/KYC. Business Continuity Plan (BCP) is also in place to deal with any eventuality. Self-Assessment of Key Risk Indicators (KRI's) and compliance of standards, codes and guidelines is regularly carried out and documented.



Board of Director's Meetings during 2016

During the year 2016, following Board and its Committees meetings were held. Attendances by the Directors & President & CEO were as follows:

Directors	Board Meetings		Audit Committee Meetings		Human Resource Committee Meetings		Risk Committee Meetings	
	Held	Attended	Held	Attended	Held	Attended	Held	Attended
Mr. Munnawar Hamid, OBE	7	7	-	-	4	4	-	-
Mr. Khalid Aziz Mirza	7	7	-	-	4	4	-	-
Mr. Shamsul Hasan	7	7	-	-	-	-	4	4
Mr. Tariq Iqbal Khan, FCA	7	7	4	4	-	-	-	-
Mr. Nasim Beg	6	5	2	2	-	-	-	-
Mr. Adnan Afridi	7	7	4	4	-	-	1	1
Mr. Sadeq Sayeed	7	6	-	-	-	-	4	3
Mr. Talha Saeed Ahmed	7	7	2	2	-	-	1	1
Mr. Azmat Shahzad Ahmed Tarin	7	7	-	-	4	4	-	-
Mr. Zubair Nawaz Chattha	-	-	-	-	-	-	-	-

Leave of absence was granted to the Directors who could not attend the meeting.

Pattern of Shareholding

The pattern of shareholding as required under the Companies Ordinance 1984 and the Code of Corporate Governance is as follows:

Combined Pattern of CDC & Physical Shareholding as at December 31, 2016

S. No.	Categories of Shareholders	Number of Shareholders	Shares Held	Percentage %
01	Directors and their spouse(s) and minor children	9	538,687,705	6.91
02	Associated Companies, Undertakings and Related Parties	6	5,666,262,093	72.65
03	Executives	14	40,944,979	0.52
04	Public Sector Companies and Corporations	5	3,824,152	0.05
05	Banks, Development Finance Institutions, Non-Banking Finance Companies, Insurance Companies, Takaful, Modarabas and Pension Funds	9	3,395,278	0.04
06	Mutual Funds	2	25,130,417	0.32
07	Foreign Companies	2	20,836,995	0.27
08	General Public - Foreign	10	156,685,907	2.01
09	General Public - Local	8,352	837,565,105	10.74
10	Others	89	506,477,324	6.49
	Total	8,498	7,799,809,955	100.00

Director's Report

for the year ended December 31, 2016

The aggregate shares held by the Directors, Chief Executive and their spouse and minor children along with Associated Companies, Undertakings, Related Parties and Mutual Funds as at December 31, 2016

S. No.	Categories of Shareholders	Number of Shares Held	Category-wise No. of Folios / CDC Acs.	Category-wise Shares Held	Percentage %
	Directors, Chief Executive Officer and their Spouse and Minor Children		9	538,687,705	6.91
01	Mr. Munnawar Hamid, OBE	12,574			
02	Mr. Adnan Afridi	1,000			
03	Mr. Khalid Aziz Mirza	500			
04	Mr. Sadeq Sayeed	102,817,019			
05	Mr. Tariq Iqbal Khan	16,997			
06	Mr. Shamsul Hasan	500			
07	Mr. Zubair Nawaz Chattha	415,626,000			
08	Mr. Azmat Tarin	20,013,115			
09	Farah Naz Tarin W/o Azmat Tarin	200,000			
	Associated Companies, Undertakings and Related Parties (5% & above shareholding)		6	5,666,262,093	72.65
01	Arif Habib Corporation Limited	2,563,901,924			32.87
02	Mr. Shaukat Tarin*	1,049,091,791			13.45
03	International Finance Corporation	702,689,067			9.01
04	Mr. Zulqarnain Nawaz Chattha	678,126,000			8.69
05	Nomura European Investment Limited	356,676,342			4.57
06	Bank Muscat S.A.O.G	315,776,969			4.05
	Mutual Funds		2	25,130,417	0.32
01	CDC - Trustee NAFA Stock Fund	4,250,000			
02	CDC - Trustee National Investment (Unit) Trust	20,880,417			

*As of December 31, 2016, an amount of fifty seven million (57,000,000) shares of Mr. Shaukat Tarin are kept with Pearl Securities Limited. The total shareholding of Mr. Shaukat Tarin stands at 1,106,091,791 shares. i.e.14.18% in the Bank.

During the Year Mr. Iftikhar Hussain, Area Manager – Special Asset Management Group of Silkbank Limited, has purchased 150,000 shares from the open market and has sold 1,908,000 shares in the open market. Mr. Muhammad Ahmad Khan Malik, Regional General Manager-Lahore East has purchased 1,000,000 shares from the open market. The bank has reported the same to the Pakistan Stock Exchange in compliance of clause No. 5.6.1. (d) & 5.19.15 of PSX Regulations. Apart from this, there was no other trading in Silkbank shares carried out by any of the Directors and Executives or their spouses and minor children during the year.

Auditors

The retiring auditors, being eligible, offer themselves for re-appointment till the conclusion of the next Annual General Meeting. The Audit Committee of the Board has recommended M/s. Deloitte Yousuf Adil, Chartered Accountants, the retiring auditors, as the statutory auditors of the Bank for the financial year 2017.

Credit Rating

The long term entity rating of the Bank is A- (Single A Minus) and the short term rating is A-2 (A-Two) as determined by "JCR VIS" Credit Rating Company Limited. The outlook on the assigned rating is "Stable".

Future Outlook

Going forward in 2017, customer service excellence would continue to be a primary objective and key differentiator in the market place. Low cost of funds will be maintained as well as sales and marketing efforts to increase new accounts. With the successful conclusion of the Rights Issue of Rs. 10.00 billion by the Bank in January 2017, it is expected that the Bank's rating would improve which will eventually improve the core deposits ratio v/s total deposits. The Bank is also planning to increase its distribution footprint by introducing the smart branch concept at strategic locations all over the country which should enhance the Bank's ability to mobilize deposits and subsequently lend and invest increasingly in earning assets. On the other hand, the Non-Earning Assets will be reduced by reducing OREO assets as well as Bank owned properties to accrue additional capital gains. Going forward, productivity initiatives will continue in 2017 focusing on premises rent, utility & other operating expenses. The Bank will also continue to focus on the Customer Franchise by reducing the corporate bank book, exposure on evergreen and term facilities in the Corporate & SME segments and replacing them with short term trade finance and self-liquidating exposure. Efforts will also be made to revive the mortgage business in the current low interest rate scenario, to provide further growth in the consumer banking business. Most importantly, the Bank will increasingly emphasize on human capital by strengthening a pay for performance culture and an improved succession planning process.

With the strong base built to date and the successful implementation of the key strategies outlined above, your Directors are hopeful that a profitable growth of the Bank will continue in the year to come.

Acknowledgement

We take this opportunity to express our deepest gratitude to our customers and business partners for their continued support and trust, and our sincere appreciation to the State Bank of Pakistan for their guidance and cooperation extended to the Bank.

For and on Behalf of the Board of
Silkbank Limited



Munnawar Hamid, OBE
Chairman

Karachi, February 28, 2017

2017ء میں آگے بڑھتے ہوئے، بازار میں کسٹمر سروس آپٹیمائزیشن یعنی صارف خدمت فوئیت بنیادی مقصد اور کلیدی فرق کے طور پر تسلسل کو برقرار رکھے گا۔ فنڈز کی کم لاگت برقرار ہے گی ساتھ ہی سٹیلز اور مارکیٹنگ کاوشیں نئے کھاتوں کو بڑھانے میں صرف ہوں گی۔ جنوری 2017ء میں بینک کی جانب سے 10 ارب روپے کے رائٹس ایٹو کے کامیاب اختتام کے ساتھ، یہ توقع کی جاتی ہے کہ بینک کی ریٹنگ بہتر ہوگی جو کہ بالآخر مرکزی ودیعات تناسب، مقابلہ کل ودیعات، بہتر ہوگا۔ بینک ملک بھر میں اہم ترین مقامات پر اسٹارٹ براؤنچ کا تصور متعارف کرواتے ہوئے اس کی تقسیم کے نقش یا اضافے کی منصوبہ بندی بھی کر رہا ہے جس سے بینک کی ودیعات کو متحرک کرنے اور فراہمی تفریح جات اور اثاثہ جات بنانے میں بھاری سرمایہ کاری کی صلاحیت میں لازمی اضافہ ہو جائے گا۔ دوسری طرف، غیر منافع بخش اثاثہ جات اور آرای او اثاثہ جات میں کمی سے کم ہو جائیں گے ساتھ ہی ساتھ بینک کی اپنی ملکیت میں جائیداد اضافی سرمائے کے حصول کو یقینا کرے گا۔ آگے بڑھتے ہوئے منفعت بخش اقدامات 2017ء میں بھی جاری رہیں گے جو اپنی توجہ جگہوں کے کرائے، استعمال اور دیگر عملی اخراجات پر مرکوز رکھیں گے۔ بینک اپنی توجہ کارپوریٹ بینک بک، کارپوریٹ اور ایس ایم ای شیجہ جات میں ٹرم فیسیلیٹیز اور ایوڈرگرن پرسرماہیہ کاری اور انھیں شارٹ ٹرم ڈیفنٹنس (تجارتی قرضہ جات) اور سیلف لیکویڈیٹنگ سرمایہ کاری سے بدل کر کمی کے ذریعے کسٹمر فریڈم پر مسلسل مرکوز رکھے گا۔ موجودہ کم شرح سود کے منظر نامے میں کوشش کی جارہی ہے کہ مورگن کاروبار کو پھر سے زندہ کیا جائے تاکہ کسٹمر یومر بینکاری کاروبار میں مزید ترقی و فروغ فراہم کی جائے۔ انتہائی اہم یہ ہے کہ بینک کارکردگی کی ثقافت کے ادائیگی کو مستحکم کرنے اور بہتر جاں نشینی کی منصوبہ بندی کے عمل کے ذریعے انسانی سرمائے پر زیادہ سے زیادہ زور دے گا۔

آج ایک مستحکم اساس کی تعمیر اور اوپر بیان کی گئیں کلیدی پالیسیوں کے کامیاب نفاذ کے ساتھ، آپ کے ڈائریکٹرز پر اُمید ہیں کہ بینک کی نفع بخش نمونے والے سال میں بھی جاری رہے گی۔

اعتراف

ہم اس موقع کو غنیمت جانتے ہوئے ہمارے صارفین اور کاروباری شرکاء سے اظہار تشکر کرتے ہیں اُن کی مسلسل مدد اور بھروسے کیلئے اور بینک دولت پاکستان سے بینک کو فراہم کیے جانے والے تعاون اور رہنمائی کیلئے ہم پر خلوص قدر افزائی پیش کرتے ہیں۔

بورڈ کیلئے اور کی جانب سے
سلک بینک لمیٹڈ

Mumtaz Ahmad

منور حمید، او بی ای
چیئرمین

کراچی، مورخہ 28 فروری 2017ء

ڈائریکٹرز رپورٹ

31 دسمبر 2016ء کو ختم ہونے والے سال کیلئے

ڈائریکٹرز، منظم اعلیٰ اور ان کے ذمہ داران بالغ سٹیج مع ایسوسی ایٹڈ کمپنیز، انڈر ٹیکنگ، متعلقہ فریقین اور میچول فنڈز کی جانب سے 31 دسمبر 2016ء کے بمطابق مجموعی طور پر پاس رکھے ہوئے حصص

نمبر شمار	شیر، ہولڈرز کی درجہ بندی	پاس رکھے شیئرز کی تعداد	فولیو/آئی سی اکاؤنٹ نمبر بمطابق درجہ بندی	بمطابق درجہ بندی پاس رکھے شیئرز	فی صد %
	ڈائریکٹرز، منظم اعلیٰ اور ان کے ذمہ داران بالغ سٹیج		9	538,687,705	6.91
01	جناب منور مجید، او بی ای	12,574			
02	جناب عدنان آفریدی	1,000			
03	جناب خالد عزیز مومرا	500			
04	جناب صادق سید	102,817,019			
05	جناب طارق اقبال خان	16,997			
06	جناب شمس الحسن	500			
07	جناب زبیر نواز چٹھہ	415,626,000			
08	جناب عظمت ترین	20,013,115			
09	بیگم فرح ناز ترین زوجہ	200,000			
	ایسوسی ایٹڈ کمپنیز، انڈر ٹیکنگ اور متعلقہ فریقین (5% اور اس سے زیادہ شیئر ہولڈنگ)		6	5,666,262,093	72.65
01	عارف حبیب کارپوریشن لمیٹڈ	2,563,901,924			32.87
02	جناب شوکت ترین*	1,049,091,791			13.45
03	انٹرنیشنل فنانس کارپوریشن	702,689,067			9.01
04	جناب ذوالقرنین نواز چٹھہ	678,126,000			8.69
05	نومورا پورٹین انویسٹمنٹ لمیٹڈ	356,676,342			4.57
06	بینک مستظا ایس اے اوجی	315,776,969			4.05
	میچول فنڈز		2	25,130,417	0.32
01	سی ڈی سی - ٹرسٹی نانا اسٹاک فنڈ	4,250,000			
02	سی ڈی سی - ٹرسٹی نیشنل انویسٹمنٹ (یونٹ) ٹرسٹ	20,880,417			

* بمطابق 31 دسمبر 2016ء جناب شوکت ترین کے ستاون ملین (57,000,000) شیئرز پر سیکیورٹیز لمیٹڈ کے پاس ہیں۔ جناب شوکت کی کل شیئر ہولڈنگ جو بینک میں ہے وہ 1,106,091,791 شیئرز یعنی 14.18% ہیں۔

دوران سال، جناب افتخار حسین، ابراہیم فیجر، ایچ ایچ ایس ایسٹ منجمنٹ گروپ آف سلک بینک لمیٹڈ، نے کھلے بازار سے 150,000 شیئرز خریدے اور کھلے بازار میں 1,908,000 شیئرز فروخت کیے۔ جناب محمد احمد خان ملک، ریٹیل جنرل منیجر - لاہور ایسٹ، نے اوپن مارکیٹ سے 1,000,000 شیئرز خریدے۔ بینک نے اسی چیز کو پاکستان اسٹاک ایکسچینج ریگولیشنز کی شق 5.6.1 (ڈی) اور 5.19.15 کی ہم آہنگی و موافقت میں پاکستان اسٹاک ایکسچینج میں گزراؤں کر دیا ہے۔ اس کے علاوہ، سلک بینک میں کسی بھی ڈائریکٹرز اور ایگزیکٹوز یا ان کے ذمہ داران بالغ سٹیج کی جانب سے دوران سال شیئرز کی لین دین نہیں کی گئی ہے سوائے رائٹ ایٹو کی سبسکرائیٹنگ کے عمل سے جو کہ ان کے استحقاق کے عین مطابق ہے۔

آڈٹرز

سبکدوش ہونے والے آڈٹرز، آئندہ سالانہ اجلاس عام کے اختتام تک خود کو دوبارہ تقرری کیلئے پیش کرنے کے اہل ہیں۔ بورڈ کی آڈٹ کمیٹی نے میسرز ڈیلوئٹس یوسف عادل، چارٹرڈ اکاؤنٹنٹس، سبکدوش ہونے والے آڈٹرز کو مالی سال 2017ء کیلئے بینک کا بطور قانونی آڈٹرز مقرر کرنے کی سفارش کی ہے۔

کریڈٹ ریٹنگ

بینک کی لاگ ٹرم اینٹی ریٹنگ ریٹنگ ایجنسی اے ایم ایس (A-) اور شارٹ ٹرم ریٹنگ ایجنسی اے ایم ایس (A-2) ”جے سی آئی ایس“ کریڈٹ ریٹنگ کمیٹی لمیٹڈ کی جانب سے متعین کی گئی ہیں۔ آڈٹ لک یعنی توقع کی درجہ بندی مستحکم یعنی Stable نامزد کی گئی ہے۔

سال 2016ء کے دوران بورڈ آف ڈائریکٹرز کے اجلاس

سال 2016ء کے دوران، بورڈ اور انکی کمیٹی کے درج ذیل اجلاس منعقد ہوئے۔ ڈائریکٹرز، صدر اور منتظم اعلیٰ کی جانب سے درج ذیل حاضریاں رہیں:

رہنما کمیٹی اجلاس		انسانی وسائل کمیٹی اجلاس		آڈٹ کمیٹی اجلاس		بورڈ کے اجلاس		ڈائریکٹرز
حاضری	انعقاد	حاضری	انعقاد	حاضری	انعقاد	حاضری	انعقاد	
-	-	4	4	-	-	7	7	جناب منور حمید، ادبی ای
-	-	4	4	-	-	7	7	جناب خالد عزیز
4	4	-	-	-	-	7	7	جناب شمس الحسن
-	-	-	-	4	4	7	7	جناب طارق اقبال خان، ایف سی اے
-	-	-	-	2	2	5	6	جناب نسیم بیگ
1	1	-	-	4	4	7	7	جناب عدنان آفریدی
3	4	-	-	-	-	6	7	جناب صادق سید
1	1	-	-	2	2	7	7	جناب طلحہ سعید احمد
-	-	4	4	-	-	7	7	جناب عظمت شہزاد احمد ترین
-	-	-	-	-	-	-	-	جناب نواز چٹھہ

غیر حاضری کی رخصت ان ڈائریکٹرز کو دے دی گئی تھی جو اجلاس میں حاضر نہیں ہو سکتے تھے۔

شیرت ہولڈنگ کا اسلوب (Pattern of Shareholding)

کمپنی آرڈیننس 1984ء اور کوڈ آف کارپوریٹ گورننس کے تحت درکار شیرت ہولڈنگ کا اسلوب درج ذیل ہے:

سی ڈی سی کا مشترکہ اسلوب اور 31 دسمبر 2016ء کے مطابق حصص کا طبعی قبضہ

نمبر شمار	شیرت ہولڈرز کی درجہ بندی	شیرت ہولڈرز کی تعداد	حصص داری	فی صد %
01	ڈائریکٹرز اور ان کے زوج (ین) اور چھوٹے بچے	9	538,687,705	6.91
02	ایسوسی ایٹڈ کمپنیز، انڈر ٹیکنگ اور متعلقہ فریقین	6	5,666,262,093	72.65
03	ایگزیکٹوز	14	40,944,979	0.52
04	پبلک سیکر کمپنیز اور کارپوریٹرز	5	3,824,152	0.05
05	بینکس، ترقیاتی مالیاتی ادارے، غیر بینکنگ فنانس کمپنیز، انشورنس کمپنیز، ہیکائل، مضاربہ اور پینشن فنڈز	9	3,395,278	0.04
06	میچول فنڈز	2	25,130,417	0.32
07	فارن کمپنیز	2	20,836,995	0.27
08	عوام الناس - غیر ملکی	10	156,685,907	2.01
09	عوام الناس - مقامی	8,352	837,565,105	10.74
10	دیگر	89	506,477,324	6.49
	کل	8,498	7,799,809,955	100.00

ڈائریکٹرز رپورٹ

31 دسمبر 2016ء کو ختم ہونے والے سال کیلئے

یہ رپورٹ ایک انتہائی پیشہ وارانہ اور مستعدی سے اپنے فرائض انجام دیتا ہے۔ بینک کی مختلف مینجمنٹ کمیٹیوں کے علاوہ خطر قرض ایک جاری دساری عمل کی بنیاد پر بورڈ کی رسک کمیٹی کی جانب سے بھی زیر جائزہ رکھا جاتا ہے۔ قرضہ جات سے متعلقہ امور پر بورڈ کی طرف سے لگاتار رہنمائی تلاش کی جاتی ہے اور اس کی تحقیقات و گفتگو اور جزیوں سے نافذ کیا جاتا ہے۔ این پی ایل میں نشان زد محفوظ (Portfolio) مشاورت کے عمل پر متوجہ ہو چکا ہے۔

(ب) خطر بازار (Market Risk)

خطر بازار کے عمل کی نگرانی اور اس کے بعد رسک مینجمنٹ گروپ کے سربراہ کو رپورٹ کی بنیادی ذمہ داری کے ساتھ بینک کے اندر ہی ایک منڈل آفس فنکشن (ٹریڈری سے آزاد) قائم کر دیا گیا۔ انویسٹمنٹ کمیٹی (IC)، مارکیٹ رسک پالیسی کمیٹی (MRPC) اور ایسیٹ اینڈ لیابیلیٹی کمیٹی (ALCO) بھی خطر بازار سے متعلقہ امور کی نگرانی اور منظوری کیلئے کام کرتی ہے۔ رسک بینک میں، ہمارے پاس ایک بالکل واضح بورڈ کی جانب سے مناسب طور پر منظور کی گئی زریالی پالیسی ہے۔ فی الوقت، ایگزیکیوٹو ٹولز خطر بازار پر ایم آئی (MIS) کی تحقیق میں استعمال ہو رہے ہیں اور انہیں سینئر انتظامیہ اور ضابطے کار کو رپورٹ کیا جاتا ہے۔ ہم نے کامیابی سے ”ویب ٹیک سسٹم اورٹی۔رسک موڈیول“ ترتیب دیا ہے جو کہ نفس موڈیولنگ رپورٹس کی تشکیل کی صلاحیت رکھتا ہے اور یہ ایک زندہ ماحول میں مختلف مالیاتی سرگرمیوں اور تفصیل کی آزادانہ نگرانی کی اہلیت بھی رکھتا ہے۔

(ج) خطر عمل (Operational Risk)

خطر عمل کے تحت، مناسب عملی پالیسی اور طریقہ ہائے کار بینک کے بنیاد پر خطر عمل کی نظم کاری کیلئے ضبط تحریر میں لائے جاتے ہیں اور شرحی کیے جاتے رہے ہیں۔ آپریشنل رسک مینوئل تب سے تیار ہے اور بورڈ کی جانب سے منظور کیا گیا ہے۔ رسک کنٹرول خود تحقیقی سوالنامے بینک کی شعبوں کو بھیجے جا رہے ہیں اور ان کے جوابات کو بنیاد بنا کر ہم سالانہ رول کے دوران بینک کی سرچ پر نفاذ کا منصوبہ رکھتے ہیں۔

ایک انٹرنل کنٹرول پونٹ بھی فعال ہے جس کا بنیادی کام مختلف عملی رہنما اصولوں کے نفاذ کو یقینی بنانا ہے۔ علاوہ ازیں، ایک آزاد انٹرنل آڈٹ فنکشن بھی بینک کے اندر موجود ہے جو بورڈ کی آڈٹ کمیٹی کو گزارشات پیش کرتی ہے۔ ایک مناسب اور مکمل کپیلائنس ڈیپارٹمنٹ (شعبہ موافقت) بھی فعال ہے، جو دوسری چیزوں کے درمیان یہ بھی یقینی بناتا ہے کہ تمام قانونی اور انضباطی شرائط مکمل طور پر پوری کی جائیں اور اس کے علاوہ اینٹی منی لائڈ رنگ اور اپنے صارف کو جاننے (AML/KYC) پالیسی کے نفاذ کو بھی یقینی بناتا ہے۔

اس سلسلے میں، متعلقہ عملے کو مناسب تربیت بشمول لین دین کی سخت نگرانی پر اور اے ایم ایل کے وائی سی پربتربیت کی فراہمی کی جارہی ہے۔ بزنس کنٹینیٹی پلان (BCP) کسی بھی حادثے سے نمٹنے کیلئے بھی موجود ہے۔ بنیادی/کلیدی خطر اشاریے (KRI's) کی خود تحقیقی اور معیارات، ضابطوں اور رہنما اصولوں کی موافقت بھی باقاعدگی سے جاری ہے اور انہیں ضبط تحریر میں لایا جا رہا ہے۔

- صحت، تحفظ، ماحول اور نظم کاری حادثات کے عمل اور دیگر اہم پالیسیوں کا جائزہ
- مزید برآں، اندرونی قابو و اختیار کے نظام کے جائزہ جات انٹرنل آڈٹ ڈیپارٹمنٹ اور انتظامیہ کی جانب سے عمل میں لائے جاتے ہیں، انٹرنل کنٹرول (اندرونی اختیار و قابو) پر نتائج بورڈ کی طرف سے ڈیپارٹمنٹ مینجمنٹ کی جانب سے توثیق کیے جاتے ہیں
- بینک کی صلاحیت پر بطور ایک کاروبار جاریہ تسلسل قائم رکھنے کے حوالے سے کوئی شک و شبہ نہیں ہے
- فہرست ضوابط میں موجود تفصیل کے مطابق ادارہ جاتی نظم و نسق کے بہترین طور طریقوں سے کوئی بڑا انحراف نہیں رہا ہے

(د) 31 دسمبر 2016ء کو ختم ہونے والے سال کیلئے ان فنڈز کے غیر آڈیٹ شدہ مالی گوشاوں کے مطابق پروویڈنٹ فنڈ اور گریجویٹ فنڈ کی سرمایہ کاری کی لاگت بالترتیب 775.80 ملین روپے اور 405.09 ملین روپے ہے۔

ہیئت نظم کاری خطرات

(Risk Management Framework)

نظم کاری خطرات کے عمل و فعل کی بہتری کیلئے برسا برس سے مسلسل کوششیں جاری ہیں جو بینک میں بہتر اختیار و قابو اور ماحول خطرہ مع ایک مجموعی، ثقافت خطرہ، کی تشکیل و تخلیق پر متوجہ ہوا ہے۔ ہیئٹ مینجمنٹ کی طرف بڑھتی منتقلی اور جامع بنیاد پر نظم کاری خطرات کیلئے زیادہ توجہ کے ساتھ بینک پر نظم کاری خطرات کے عمل کے کچھ اہم پہلو درج ذیل ہیں:

(ا) خطر قرض (Credit Risk)

آراہیم جی میں خطر قرض کی نظم کاری ایک کلیدی و بنیادی عمل ہے۔ آزاد رسک مینجمنٹ پونٹس جو ادارہ جاتی/تجارتی/چھوٹے کاروباری اداروں (SME) اور صارفین کے شعبوں کو خدمات پیش کرتے ہیں مکمل طور پر فعال ہیں اور صاف طور پر پالیسی کی شکل میں مینوئل اور پروڈکٹ پروگرامز میں وضع کیے گئے تشکیل شدہ طریقہ ہائے کار کی پیروی کرتے ہیں۔ خطر قرض اس لیے متعلقہ منظوری دینے والے پونٹس کی جانب سے مسلسل نگرانی کیے جاتے ہیں۔ بورڈ پونٹس کی ریٹ پروول اختیار کو اختیار حاصل ہوتا ہے کہ وہ مختلف منظوری دینے والوں کو اختیار دیتے ہیں کہ وہ قرضہ جات پر پختہ شدہ کریڈٹ ایڈوائزیشن پونٹس بینک کے تمام شعبہ جات کیلئے موجود ہوتے ہیں، جو تمام دستاویزات اور ان کو محفوظ رکھنے کیلئے مؤثر طریقوں پر دیکھ بھال کرتے ہیں۔ بینک نے ادارہ جاتی، تجارتی اور چھوٹے کاروباری صارفین کیلئے اندرون خانہ ہی اوپننگ رسک ریٹنگ (ORR) ماڈلز/نظام قائم کر کے ہیں، جو بڑی باقاعدگی سے جائزہ لیتے رہتے ہیں یا تازہ ترین صورت حال برقرار رکھتے ہیں۔ آراہیم جی کے علاوہ ایک زبردست اری وارننگ سسٹم (EWS) رپورٹنگ بھی موجود ہے۔ آراہیم جی نے حال ہی میں آزمائشی بنیاد پر ایک فیسیلٹی رسک ریٹنگ موڈیول بھی قائم کیا ہے جو نہایت مؤثر انداز سے ہر صارف کو دی گئی سہولت کے سلسلے میں خطرات کی جانچ پڑتال کرتا ہے۔ یہ طریقہ ہائے کار بروقت انسدادی اقدامات کیلئے جلد مرحلے ہی پر مسائل سے دوچار قرضہ جات کی نشاندہی کی اہلیت و صلاحیت رکھتے ہیں۔ ان نظام کے قیام کیلئے نتائج اب بیرونی آڈٹرز کی جانب سے جاری کردہ مرسلسہ نظم کاری/انتظامیہ میں ظاہر ہونا شروع ہو گئے ہیں اور اس کے ساتھ ہی نظام اور طریقہ کار کی کامیابیوں کی کمیوں کے ذریعے بینک دولت پاکستان کی معاشیوں کی جانب سے تالیف کیے گئے سالانہ رپورٹس سے بھی ظاہر ہیں۔

کمزور بینکنگ (صارف بینکاری) کے تحت، قرضہ جات کی بیرونی اور وصولی کیلئے ایک علیحدہ کلیننگ پونٹ کام کرتا ہے۔ ایک مرکزی اسپیشل ایسیٹس مینجمنٹ پونٹ بھی قائم ہے اور یہ بنیادی طور پر این پی ایل کا ڈیٹس اور وصولی کے عمل کی دیکھ بھال اور تدریس کیلئے ذمہ دار ہے۔



ڈائریکٹرز کی تربیت

(ھ) اندرونی قابو و اختیار کا نظام ڈیزائن کے لحاظ سے کافی مستحکم اور اچھا ہے اور مؤثر طور پر نافذ اور زیر نگرانی ہے۔ اندرونی اختیار و قابو پر انتظامیہ کا بیان اس کے ساتھ منسلک ہے جس کی بورڈ کی جانب سے جیسا کہ بینک دولت پاکستان کو درکار ہے تصدیق و توثیق کر دی گئی ہے۔ بورڈ اندرونی اختیار و قابو کے نظام کیلئے بالآخر ڈے دارے اور ان کی موثریت کا جائزہ لیتا رہتا ہے۔ تاہم ایسا نظام مقاصد کے حصول کی طرف ناگامی کے خطرے و خدشے کو ختم کرنے کی بجائے اس کی نظم کاری کی غرض سے تشکیل و ترتیب دیا جاتا ہے اور اپنی فطرت کے لحاظ سے صرف معقول یقین دہانی فراہم کرتا ہے اور متعلقہ غلط بیانی یا نقصان کے خلاف مطلق ضمانت فراہم نہیں کرتا۔

اندرونی قابو و اختیار کے نظام کی موثریت کیلئے بورڈ کی جانب سے جائزے کی غرض سے استعمال کیے جانے والے عمل میں دوسری چیزوں کے درمیان، درج ذیل شامل ہے:

- (i) منظور شدہ اختصاصات (Terms of Reforms) کے ساتھ ایک آڈٹ کمیٹی تشکیل دی گئی ہے جو بورڈ کو گزارشات پیش کرتی ہے۔ یہ بینک کے انٹرنل آڈٹ ڈپارٹمنٹ (شعبہ اندرونی آڈٹ) کی جانب سے اختیار کردہ سوچ کا جائزہ لیتی ہے۔ یہ اندرونی آڈٹ سے گزارشات بھی حاصل کرتی ہے، اور اختیار و قابو میں متعلقہ کمزوری جس کی نشاندہی کی گئی ہو کو زیر بحث لاتی ہے اور جن جگہوں پر توثیق ہو وہاں متعلقہ کارروائی اقدامات بھی لیتی ہے۔
- (ii) ایک تنظیمی ڈھانچہ بھی تشکیل دیا گیا ہے جو ابلاغ کے واضح خطوط اور اختیار کی پرت داریوں کی مناسب ذمہ داری اور جواب دہی کی نمائندگی کے ساتھ مدد کرتا ہے۔
- (iii) ڈویژنل سطح پر اتفاق شدہ و تسلیم کی گئیں کاروباری حکمت ہائے عملی کو بورڈ کی جانب سے منظور کیا جاتا ہے۔ اس کے علاوہ ہمارے پاس ایک سالانہ پلاننگ اور اسٹریٹجک پلاننگ کا طریقہ کار بھی ہے۔ دوران سال ان حکمت ہائے عملی کا جائزہ لیا جاتا ہے تاکہ کاروباری ماحول میں کسی نمایاں تبدیلیوں کی عکاسی کی جائے۔
- (iv) ہیئت اختیار کے اہم خصوصیات میں شامل ہیں:
 - سرمائے کے بڑے خرچ اور دیگر لین دین کیلئے طریق ہائے کار کی جانچ اور منظوری
 - باقاعدہ گزارشات اور مالیاتی کارکردگی کی نگرانی جس میں عملی شماریات اور ماہانہ انتظامیہ کے حسابات استعمال کیے جاتے ہیں جو کہ کلیدی کارکردگی کے اشاریے اور تغییرات کو بحث اور سہ ماہی پیش گوئیوں کو نمایاں کرتے ہیں۔

بورڈ نے ایک ترمیم شدہ ضابطہ (Code) مع مختلف مواقع پر بیانات موجود یعنی بریفنگ فرامہم کی ہیں تاکہ وہ بینک کے امور کی مناسب طور پر نگرانی کریں۔ بینک کے تین ڈائریکٹرز نے پاکستان انسٹیٹیوٹ آف کارپوریٹ گورننس (PICG) سے اسناد حاصل کی ہیں، جبکہ بینک کے تین ڈائریکٹرز مذکورہ سند کی شرط سے مستثنیٰ ہیں اور باقی ڈائریکٹرز اُسے مجوزہ وقت کے اندر حاصل کر لیں گے۔ دوران سال، ڈائریکٹرز اور اینڈیشن کورس کیلئے ایک نشست کا انعقاد کیا گیا جس میں قابل اطلاق قوانین، کوڈ آف کارپوریٹ گورننس کے تحت قواعد و ضوابط، پروڈینشل ریگولیشنز، فارکارپوریٹ اینڈ کرشل بینکنگ کمپنیز آرڈیننس 1984ء اور بینکنگ کمپنیز آرڈیننس، 1962ء کا مطالعہ کیا گیا تھا۔

بورڈ آف ڈائریکٹرز کی کارکردگی کی جانچ

بورڈ آف ڈائریکٹرز کی کارکردگی کی جانچ پر رہنما اصولوں کی مطابقت میں، بینک دولت پاکستان کی جانب سے جاری کردہ ایک سوالنامہ جسے پاکستان انسٹیٹیوٹ آف کارپوریٹ گورننس نے وضع کیا ہے بورڈ کے سامنے رکھا گیا۔ سوالنامہ بورڈ کی ساخت، حجم، تشکیل، ذمہ داریوں ساتھ ہی ساتھ انفرادی ڈائریکٹرز کی کارکردگی اور اس کی کمیٹیوں کے تمام پہلوؤں کا احاطہ کرتا ہے۔ کارکردگی کی جانچ پر ڈائریکٹرز کی طرف سے حاصل شدہ نتائج/جوابات اسالیب مقدماتی (Quantitative Techniques) کے ذرائع سے تالیف کیے گئے اور مورخہ 28 فروری 2017ء کو منعقدہ 156 ویں بورڈ اجلاس میں بورڈ کی جانب سے اس پر غور و خوض کیا گیا۔



ادارہ جاتی اور مالیاتی ہیئت گزارش

(Corporate and Financial Reporting Framework)

- اہل ای سی پی کے ضابطہ منظم ادارہ جات کے تحت بورڈ اس کی ذمہ داریوں کے معاملے میں نہایت پر عزم ہے۔ اس پرنٹل درآمد کے سلسلے میں بورڈ درج ذیل بیانات کے اجراء کی خواہش رکھتا ہے:
- (ا) بینک کی انتظامیہ کی جانب سے تیار کردہ مالیاتی گوشواروں اس کے امور کار، اس کے افعال و کردار کے نتائج، نقد بہاؤ اور حصص میں تبدیلیوں کو منصفانہ طور پر پیش کرتا ہے۔
 - (ب) بینک کے اکاؤنٹ کی پوریکس (مناسب کسپ حسابات) برقرار رکھی گئی ہیں۔
 - (ج) مناسب موزوں اکاؤنٹنگ پالیسیز مالیاتی گوشواروں کی تیاری و تشکیل میں پوری مستقل مزاجی سے بروئے کار لائی جاتی ہیں اور تخمینہ جات حسابات معقول اور متاثر رانے و فیصلے پر مبنی ہوتے ہیں۔
 - (د) انٹرنیشنل فنانشل رپورٹنگ اسٹینڈرڈز جیسے کہ پاکستان میں لاگو ہیں کی مالیاتی گوشواروں کی تیاری میں پیروی کی جاتی ہیں اور ان سے کسی بھی انحراف کی صورت میں مناسب طور پر ظاہر کیا جاتا ہے۔



ڈائریکٹرز رپورٹ

31 دسمبر 2016ء کو ختم ہونے والے سال کیلئے

دوران سال، شکایت مینجمنٹ یونٹ نے 6,154 صارفین کی شکایت کا ازالہ کیا جس میں 82% کو 5 کام والے دنوں کے اندر ہی حل کیا گیا جو کہ سال 2015ء کے پورے عرصے میں بروقت حل میں 18% کی بہتری کو ظاہر کرتا ہے۔ صارف اطمینان پر ایک آزادانہ تحقیقی مطالعہ بھی کیا گیا جس سے بینک کیلئے 8% کا پرابلم انڈیکس ریٹ یعنی شرح وقوع مسئلہ اور 89% کا مجموعی بلند ترین شمار ظاہر ہوتا ہے، جو کہ اس صنعت میں بہترین میں سے ایک ہے۔

کارپوریٹ سوشل ریسپانسیبیلٹی یعنی ادارہ جاتی سماجی ذمہ داری

سکک بینک معاشرے کو بطور مجموعی بہتر بنانے کیلئے سماجی ذمہ داری بھالنے کیلئے پُر عزم ہے۔ بینک خاص طور پر بچوں کی صحت، تعلیم اور جسمانی نشوونما اور تاریخی و ثقافتی بقا کے پروگرامز کے ساتھ منسلک ہو کر اعانت کیلئے پُر عزم ہے لیکن صرف ان ہی تک محدود رہی نہیں ہے۔

بورڈ آف ڈائریکٹرز

20 دسمبر 2016ء کو منعقدہ 155 ویں اجلاس میں بورڈ نے جناب عظمت ترین کا استعفیٰ بینک کے بورڈ آف ڈائریکٹرز سے بطور منتخب ڈائریکٹر منظور کر لیا ہے جو 31 دسمبر 2016ء سے مؤثر ہے۔ تاہم جناب عظمت شہزاد احمد ترین، صدر اور منظم اعلیٰ بینک کمپنیز آرڈیننس 1984ء کی شق (2) 200 کے مطابق بینک کے بالفعل ڈائریکٹرز کے طور پر بورڈ پر تسلسل جاری رکھیں گے۔

بورڈ نے جناب زیر نواز چٹھہ کی بینک کے بورڈ پر بطور نامزد ڈائریکٹر آف گورننس کے طور پر تقرر کا فیصلہ کیا ہے، گروپ بینک کے معاون ڈائریکٹر ہولڈرز میں سے ایک ہے۔

بورڈ گورنمنٹ سے جناب زیر نواز چٹھہ کو خوش آمدید کہتا ہے اور ان کی پیشہ ورانہ مہارت کی توقع کرتا ہے اور بورڈ میں ان کی خدمات کا منتظر ہے۔ فی الوقت، بورڈ کی ترکیب درج ذیل ہے:



خدمت اور معیار

اس صنعت میں بہترین خدمات فراہم کرنے والا ہونے کیلئے، بینک کے پاس شکایات کی نظم کاری کا انتہائی جدید نظام، تمام فرنٹ اینڈ چینلز تک قابل رسا برائے اندراج اور صارف کی پریشانیوں کی بروقت بنیاد پر ازالے اور صارفین کو فوراً حل فراہم کرنے کا نظام موجود ہے۔ دوران سال کنزیومر ایسیٹ سلیز عملے کیلئے تربیتی پروگرامز کا نفاذ بھی عمل میں آتا ہے کہ وہ ”صارفین کے منصفانہ سلوک و برتاؤ“ کے رہنما اصولوں میں لازمی تربیت حاصل کرے۔ فون بینکاری اور شکایت مینجمنٹ یونٹ صارف محسوسات کو بڑھانے اور مستعد و تیز کارروائی کیلئے سسٹمز کے ساتھ فرنٹ اینڈ یونٹس کی فراہمی سے زیادہ بااختیار بنایا گیا۔

ڈائریکٹرز کی تعداد	ڈائریکٹرز کی اقسام
4	آزاد ڈائریکٹرز
4	غیر انتظامی ڈائریکٹرز
1	انتظامی ڈائریکٹرز
1	صدر منظم اعلیٰ

سال 2016ء کیلئے 950 بیڑہ تحفظ کے ساتھ بینکار شورش کاروبار نے مجموعی طور پر 53.13 بلین روپے محصولات درج کیے، 2015ء سے کوئی 20% سے زائد محصولات میں اضافہ درج کیا گیا ہے۔



ایمان اسلامک بینکنگ (ایمان)

ایمان اسلامک ڈپازٹس نے 65.05% کی سالانہ نمو حاصل کرتے ہوئے 4.29 ارب روپے کی گھڑی ترقی درج کی ہے جہاں کاسا (CASA) کے زمرے میں کافی اہم ترقی و فروغ دیکھی گئی جس نے کاسا بہ نسبت ٹرم ڈپازٹ کے تناسب کو 78:22 تک پہنچا دیا۔ کل ڈپازٹ بگ سی او ایف (COF) کی شرح 3.44% کے ساتھ 10.90 ارب روپے پر بند ہوئی اور قرضہ جات 3.574 ارب روپے اضافے سے 8.223 ارب روپے ہو گئے جو 76.92% کے وائی ٹی ڈی (YTD) اضافے کو ظاہر کرتا ہے۔



ٹیکنالوجی

سال 2016ء کے دوران، بینکار لوجی پر مبنی کئی اقدامات کاروبار کی اعانت، انضباطی موافقت اور محسوسات صارف میں اضافے کی غرض سے لیے گئے۔ بائیو میٹرک تصدیق کی خصوصیت کو بھی بروئے کار لایا جاتا رہا ہے تاکہ بینکار دولت پاکستان کے اختیار سے ہم آہنگی کا ڈنٹ کھولنے کے مرحلے پر ہی ہو جائے اور آئی بی اے این کے ذریعے چینلز پر متعارف کیا جا رہا ہے تاکہ معیار خدمت پر صارف کے ردعمل کا اندراج ہو جائے۔ سکل بینکار ایس آئی پی (SIP) ٹیکنالوجی کو منتقلی کے ساتھ کال سینٹر انفراسٹرکچر کی اپ گریڈنگ یعنی جدید بنانے سے ہماری پس دیدہ ٹیکنالوجی کو بھی تقویت حاصل ہو گئی ہے جس سے زیادہ مستعد و مؤثر نظم کاری کی فراہمی کے ذریعے خدمت مہیا کیے جانے کے عمل کو مزید استحکام حاصل ہو جائے گا اور اس سے کال سینٹر کی استعداد کار میں بھی اضافہ ہو جائے گا۔ آگے بڑھتے ہوئے بینکار رائج لیس بینکاری متعارف کروانے کے ٹھوس منصوبے بھی رکھتا ہے۔



انسانی وسیلہ (Human Resource)

2016ء میں اچھ آرنے سالانہ سیلری سروے میں حصہ لیا جس نے مشاہروں کی سطحوں کی دریافت میں کافی مدد کی اور بڑے ٹیلنٹس کے درمیان مارکیٹ میں مقام کو سمجھنے میں بھی اعانت کی اور استعداد بالا (Top Talent) کو محفوظ رکھنے میں لازماً سہولت بہم پہنچائی اور مارکیٹ کے معیارات کے ساتھ مشاہرے و معاوضوں کی ساخت کو ہم آہنگ کرنے میں بھی سروے مدد و معاون ثابت ہوا۔ دوران سال شرکت ملازم ایک ترجیح رہی، اور پورے میں ٹیم کی تعمیر اور ٹریڈنگ ورکشاپس کا اہتمام کیا گیا۔ اہم ترین ہیڈ ہنٹرز کو مارکیٹ سے معیاری استعداد و ذہانت کو اپنی طرف متوجہ کرنے اور انھیں ملازمت فراہم کرنے کیلئے نامزد کیا گیا اور ملازمت پر رکھنے کے عمل کو قدر افزا فروہ کیا گیا۔



ڈائریکٹرز رپورٹ

31 دسمبر 2016ء کو ختم ہونے والے سال کیلئے

محفوظ محفظہ (Secured Portfolio)

سکس بینک ایم پاور، ایک پروڈکٹ جو ہائٹی اور تجارتی جائیداد کے مقابلے میں محفوظ ہے 3,195 ملین روپے کے ای این آر پر قائم ہے۔ تازہ قرضے تاہم زیر التوا ہیں تاکہ موجودہ صارفین کو برقرار رکھا جائے اور کوتاہی کو محدود کیا جائے اور نتیجتاً زیادہ آمدن والی پروڈکٹس پر توجہ کی اہلیت پیدا کی جائے۔

ترسیلات زر

ترسیلات زر کے کاروبار نے 23.571 ارب روپے تقسیم کر کے مزید وسعت کیلئے امکان کے ساتھ پچھلے سال کے مقابلے میں %11.03 کا اضافہ طے کیا ہے۔



متبادل فراہمی ویلے (ADC) یعنی

Alternative Delivery Channels

سکس بینک ویزا ڈیبٹ کارڈ ("VDC") مسلسل مستحکم ترقی ظاہر کر رہا ہے اور کارڈ کی تعداد 123,069 پچھلے سال کے مقابلے میں %20.70 اضافہ ظاہر کرتی ہے۔ دوران سال، وی ڈی سی کا پوائنٹ آف سیل (یعنی نقطہ فروخت) استعمال 1,226 ملین روپے تک بڑھ گیا جس کے ساتھ ہی دسمبر 2016ء کے دوران 122.00 ملین روپے کا اب تک کا سب سے زیادہ استعمال بھی دیکھا گیا۔ آلٹرنیٹ ڈسٹری بیوٹن سروسز اور ای-ڈیوری ٹھیلرز پروڈکٹ کے پیش کیے جانے کی قدر افزائی دیتے ہیں اور بینکاری خدمات کی پہنچ بڑھانے اور رسائی کو مزید فروغ دیتے ہیں۔ سکس موبائل رجسٹریشن 22,831 صارفین تک پہنچ چکی ہیں اور نئی خصوصیات مسلسل جمع کی جا رہی ہیں۔ سکس بینک اپنے صارفین کو ایک مکمل ای-چینل بل پیمنٹ سولوشن فراہم کر رہا ہے اور اس نظام کے ذریعے کوئی 261,766 بیلبیٹ پیمنٹس پر عمل درآمد کیا گیا۔



شخصی قرضہ (Personal Loan)

سکس بینک پرسنل لون، ماہانہ قسط پر مبنی قرضہ، سال کے دوران 8,084 شخصی قرضہ جات کا اندراج کیا اور سال 2016ء کے اختتام پر 17,568 مستعد صارفین کے ساتھ بند کیا اور 4,265 ملین روپے کی کل وصولیاں ظاہر کیں۔

حصول میں اضافے کے مقصد کے ساتھ دوران عرصہ کئی دلچسپ اور پر جوش اندرونی اور بیرونی ترقیاتی اور مہمات، بشمول %5 نقد انعام کی جدت طراز مہم کا آغاز کیا گیا۔ وفاداری کیلئے پرانے صارفین کو مزید انعامات سے نوازنے کی غرض سے ایک مختلف نوع (Variant) کا آغاز کیا گیا جو کارروائی کی فیس سے دست کشی اور شرح وقفہ پیش کرتا ہے۔

ریڈی لائن

سکس بینک ریڈی لائن، ایک غیر محفوظ جاری حصول قرضہ کی سہولت جس میں صارف بنا کسی تضمین (Collateral) یا ضمانت (Security) دستیاب رقم تک تیز رفتار رسائی حاصل کر سکتا ہے کافی مقبول سہولت بن چکی ہے۔ اس سہولت کا آغاز جولائی 2011ء میں کیا گیا اور کچھ برسوں سے زبردست ترقی و فروغ حاصل کر چکی ہے اور اب سال 2016ء کے اختتام پر 27,308 فعال قرض کنندگان کے ساتھ 4,403 ملین روپے کی وصولیاں رکھتی ہیں۔



دوران سال حصول کو بڑھا دینے کیلئے کئی اقدامات لیے گئے، اور خرچ، وی ڈی سی ایکٹیویشن، موبائل اینڈ انٹرنیٹ بینکاری اور ای-بلنگ اینڈ ایس ایم ایس اندراج پر توجہ مہمات زیادہ سے زیادہ چلائی جاتی رہی ہیں۔ سب سے زیادہ کامیاب، "ایکسپلورڈی ورلڈ" تھی جو گرمیوں کے دوران چلائی گئی جس میں 50 خوش نصیب صارفین کو نیویارک، سٹینبول اور دہلی کے ٹکٹس انعام میں دیے گئے۔

کریڈٹ کارڈز

سکس بینک کریڈٹ کارڈ آغاز سے اب تک مسلسل ترقی و فروغ پارہا ہے اور 2016ء میں 100,000 کارڈ کا نمایاں سنگ میل عبور کیا۔ دوران سال دونوں ماہانہ بنیاد پر خوردہ استعمال اور انشٹانٹ پلان بلنگ جیم کے لحاظ سے اسپینڈ آئیٹمیویشن پونٹ (SSU) 1.00 ارب روپے سے تجاوز کر گئے۔ سال کے اختتام پر مجموعی اساس 100,205 کارڈز رہی اور 2.833 ارب روپے کا ای این آر (ENR) سکس بینک کو مارکیٹ میں کریڈٹ کارڈ جاری کرنے والوں میں ایک کلیدی مقام پر مستحکم طور پر فائز کرتا ہے۔

شعبہ جاتی کارکردگی

ریٹیل بینکنگ یعنی خوردہ بینکاری

برانچ بینکنگ

برانچ بینکاری بینک کیلئے چند اہم امور کار میں سے ایک ہے، جو 146,911 سے زائد صارفین کی خدمت کر رہا ہے، اور بینک کی تقریباً 166.33% اساس و دیعت (ڈپازٹ میس) پر مشتمل ہے۔ دوران سال برانچ بینکاری کی ودیعت (ڈپازٹ) 57,560 ملین روپے تک جا پہنچی اور اپنی توجہ تسلسل کے ساتھ زیادہ لاگت کی ودیعت کو کم لاگت کا سا (CASA) ودیعت سے بدلنے کے ذریعے رقم کی لاگت کم کرنے پر مرکوز رہی اور 2016ء کے دوران ایل بی وائی کا سا (CASA) ڈپازٹس کو 6% سے مثبت طور پر بہتر بنایا۔



تھوک بینکاری (Wholesale Banking)

ٹریڈری اینڈ فنانسئل اسٹریٹیجی (خراند اور مالیاتی ادارہ)

ٹریڈری بینک کے مجموعی منافع میں زبردست طریقے سے اپنا حصہ ڈالنے ہوئے تسلسل سے بے مثال کارکردگی پیش کرتا رہا ہے۔ دوران سال ٹریڈری نے متاثر کن تجارتی حجم کے ذریعے مقررہ آمدن اور بازار ہائے حصص میں 144 ملین روپے کے مجموعی حصول سرمایہ کو تحقیقی روپ بخشا۔ مزید یہ کہ ٹریڈری نے بازار میں دستیاب آرہی بیج موقع سے مکمل استفادہ کیا۔ زرمبادلہ کی مارکیٹ میں، ٹریڈری اپنی جسامت و جسٹ کے سبب مستعد کھلاڑیوں میں سے بڑا کھلاڑی تھا اور 158 ملین روپے کی آمدن حاصل کی۔ مقررہ آمدن کی فروخت نئے اور موجودہ صارفین کو حکومت پاکستان کی ضمانتوں (Securities) کی پیشکش کے ذریعے سال بھر بہت مستعد رہی۔ جبکہ مالیاتی اداروں کے شعبہ جات اپنے بین الاقوامی اور مقامی مراسلہ نگاروں کی وسیع رینج کے ذریعے ادارہ جاتی، ایس ایم ای اور برانچ بینکاری کو بلا تعطل تجارت اور کاروباری ادائیگیوں کے بہاؤ کی فراہمی میں اہم کردار ادا کیا۔

انویسٹمنٹ بینکنگ گروپ (IBG)

2016ء کے دوران، آئی بی جی نے مجموعی طور پر 2.35 ارب روپے کی لین دین میں مشاورت اور شرکت کی اور 550 ملین روپے کی حد تک رائٹ ایڈیٹرز کی ضمانت فراہم کیں۔

کارپوریٹ بینکنگ اور مشرق وسطیٰ

2016ء کے دوران، مجموعی خالص محصولات نے 10% کی بہتری ظاہر کی اور 95 ملین روپے پر سال کے آخر تک 33% براہ راست اخراجات کی لاگت کے ساتھ 870 ملین روپے پر اس سال اختتام پذیر ہوئے۔ دوران سال اوسط فراہمی قرضہ جات کی مابیت 29.2 ارب روپے رہی۔

صارف بینکاری (کنزرویٹو بینکنگ)

سک بینک میں شعبہ صارف بینکاری محفوظ اور غیر محفوظ مصنوعات دونوں کا مجموعہ پیش کر رہا ہے اور ہر مصنوع (پروڈکٹ) نے گزشتہ چند برسوں کے عرصے میں مثالی کارکردگی کا مظاہرہ کیا ہے۔

غیر محفوظ محفظہ (Unsecured Portfolio)

غیر محفوظ محفظات میں پرسنل انسٹلمنٹ لون (یعنی شخصی قسط وار قرضہ)، ریڈی لائن اور کریڈٹ کارڈز شامل ہیں اور گزشتہ چند برسوں میں ہر پروڈکٹ (مصنوع) نے زبردست کارکردگی دکھائی ہے۔ یہ سال بھی کچھ مختلف نقطہ، اور غیر محفوظ محفظات نے اپنی قیادت برقرار رکھی، اور سال کے اختتام پر غیر محفوظ مصنوعات میں خالص حتمی وصولیاں 11.5 ارب روپے تھیں جس کے ساتھ منافع جات میں نمایاں نمو دیکھنے میں آئی جس نے 1.2 ارب روپے کا قتل از سود اور سیکسز آمدن میں حصہ ڈالا۔



آل-ان-ون اکاؤنٹ

آل-ان-ون اکاؤنٹ جو ای ایم اور کاؤنٹر پر نقد رقم کے چھین جانے، موبائل فون اور دیگر اہم دستاویز کے چھین جانے، گھر پر چوری پرینے کے تحفظ کے ساتھ 2.5% تک کی کم سے کم شرح پر آ ٹو-انٹرنس یعنی گاڑیوں کا بیمہ بھی فراہم کرتا ہے اب 4,139 صارفین کا حامل ہے اور اس کی اساس و دیعت (ڈپازٹ میس) 1,398 ارب روپے ہے۔

بزنس ویلیو اکاؤنٹ

بزنس ویلیو اکاؤنٹ جو 10 ملین روپے تک کا انویسٹری انٹرنس فراہم کرتا ہے 972 صارفین کے ساتھ اب اس کی اساس و دیعت بڑھ کر 10,366 ارب روپے ہو چکی ہے۔

آن لائن ایکسپریس

71,773 صارفین کے ساتھ آن لائن ایکسپریس کی کل ودیعت اب 11,743 ارب روپے ہو چکی ہے۔



منافع روزانہ

منافع روزانہ ایک سیوننگز اکاؤنٹ ہے جو نقد منافع روزانہ ادا کرتا ہے، دوران سال 9,410 صارفین کے ساتھ اب اس کی اساس و دیعت (ڈپازٹ میس) 3,879 ارب روپے ہو چکی ہے۔

ڈائریکٹرز رپورٹ

31 دسمبر 2016ء کو ختم ہونے والے سال کیلئے

عزیز شیئر ہولڈرز!

ڈائریکٹرز 31 دسمبر 2016ء کو ختم ہونے والے سال کیلئے 23 واں سالانہ رپورٹ اور آڈٹ شدہ مالیاتی گوشوارے پیش کرتے ہوئے اظہار مسرت کرتے ہیں۔

پچھلے سال کے دوران زیادہ تر شرح رعایت %6.25 رہی، اور شعبہ بینکاری 45 بی پی ایس سے خوب پھیل کر پچھلے سال %5.56 کے مقابلے میں اوسطاً %5.11 رہا۔ بینکاری شعبے میں فراہمی قرضہ 2016ء کے دوران 790 ارب روپے بڑھ گیا، اثاثہ جات بہ نسبت ودیہ (ڈپازٹ) %51 ہو گیا جبکہ سرمایہ کاری آئی ڈی آر یعنی (سرمایہ کاری بہ نسبت ودیہ) کے ساتھ 508 ارب روپے اوپر ہوتے ہوئے %69 تک پہنچی۔ ودیعات (ڈپازٹس) 2016ء کے دوران سال بہ سال نمو %20 تک رہا۔

اس سال بھی اسلامی بینکاری اثاثہ جات اور ودیعات کی مسلسل دو ہندی نمو کا مشاہدہ کیا گیا۔

2016ء کے دوران سلک بینک کی کارکردگی

مجموعی مالی کارکردگی

ڈائریکٹرز اظہار مسرت کرتے ہیں کہ بینک کامیابی سے 10 ارب روپے کے رائلٹی ایٹو جس کی مالیت 6,410,256,410 شیئرز ہے کو اختتام تک پہنچایا۔ بینک ایس بی پی کی جانب سے عائدی اے آر اور ایم سی آر شرائط سے مکمل موافقت رکھتا ہے۔

سلک بینک کو مضبوط بین الاقوامی معاونین کی جانب سے مسلسل مدد حاصل رہی ہے، جس میں آئی ایف سی (ورلڈ بینک گروپ)، نومورا اور پی این او سٹینٹس، بینک مسقط اور جناب شوکت ترین شامل ہیں۔ معاونین کو مزید تقویت عارف حبیب کارپوریشن لمیٹڈ اور گورے (Gourmet) گروپ کی شمولیت سے ہو رہی ہے اور جناب شوکت ترین کی جانب سے قیادت کا تسلسل جاری رہے گا۔



اقتصادی جائزہ

پاکستان کی معیشت مسلسل بہتر ہو رہی ہے۔ سال گزشتہ میں بھی بڑی کامیابیاں حاصل ہوئیں جس میں بہتر ہوتی معاشی نمو، کنٹرولڈ فریڈم، ٹیکس وصولی میں بہتری، مالیاتی خسارے میں کمی اور آئی ایم ایف پروگرام کا کامیاب اختتام شامل ہیں۔ بازارِ حصص (اسٹاک مارکیٹ) اس عرصے کے دوران نئی بلندیوں پر بھی پہنچ گیا۔

دونوں ممالک چین اور پاکستان پاک چین اقتصادی راہداری کی تعمیر پر رضامند ہو چکے ہیں جو نتیجتاً بڑے معاشی فوائد کے ساتھ علاقائی روابط فراہم کرے گی اور ملک میں سماجی معاشی حالت کو آہستہ آہستہ کا موقع بھی بہم پہنچائے گی۔

شعبہ بینکاری

شرح ہائے سود میں کمی اور پھیلاؤ سے کی وجہ سے منافع جات پر دباؤ کے احساس کے باوجود، پاکستان شعبہ بینکاری کی دوران سال توقع بلند مقدرت ادا سے قرض، مضبوط بنیاد اثاثہ، مشمول غیر ادا شدہ قرضہ جات اور بہتر ہوتے ہوئے نظام ہائے انتظام کاری خطرات کے ساتھ محکم رہے۔

نئی شعبہ فراہمی قرضہ میں اضافہ دوران سال انتہائی حوصلہ افزا پیش رفت تھی جس نے حقیقی مجموعی ملکی پیداوار میں نمو کے حصول میں نمایاں حصہ لیا۔ نئی شعبہ کو فراہمی قرضہ جات میں تیزی سے اضافہ ملک کے سرمایہ کاری کے ماحول میں مجموعی بہتری میں کاروباری برادری کے بڑھتے ہوئے اعتماد اور پھر وہ سے میں اضافے کی عکاس ہے۔

مالی کارکردگی	2016ء	2015ء
خالص سودی آمدن	4,349,362	3,099,630
مقررات/تنسیخ خرابی اور دیگر	48,795	(724,377)
غیر سودی آمدن	2,212,664	1,894,323
غیر سودی اخراجات	5,325,689	(6,109,278)
منافع/ (نقصان) قبل از ٹیکس	1,285,132	(1,839,702)
(ٹیکس)/ (ٹیکس کی تنسیخ	(546,570)	128,097
منافع/ (نقصان) بعد از ٹیکس	738,553	(1,711,605)
بنیادی منافع/ (نقصان) فی حصص	0.09	(0.58)

اگرچہ دوران سال بینک قابل منافع رہا مگر مجموعی نقصانات کی وجہ سے بینک اس سال منافع منقسمہ کا اعلان نہیں کر سکا۔



Statement of Compliance with the Code of Corporate Governance

for the year ended December 31, 2016

This statement is being presented to comply with the Code of Corporate Governance (“the CCG”) contained in Regulation No. 5.19 of Rule Book of Pakistan Stock Exchange Limited (PSX) for the purpose of establishing a framework of good governance, whereby a listed Company is managed in compliance with the best practices of Corporate Governance.

Silkbank Limited (The Bank) has applied the principles contained in the CCG in the following manner:

1. The Bank encourages representation of Independent Non-Executive Directors and Directors representing minority interests on its Board of Directors (the Board). At present the Board includes:

Category	Names
Independent Directors	Mr. Munnawar Hamid, OBE Mr. Tariq Iqbal Khan, FCA Mr. Khalid Aziz Mirza Mr. Shamsul Hasan
Non-Executive Directors	Mr. Sadeq Sayeed Mr. Adnan Afridi Mr. Nasim Beg Mr. Zubair Nawaz Chattha
Executive Directors	Mr. Talha Ahmed Saeed Mr. Azmat Tarin

The independent directors meet the criteria of independence under clause of 5.19.1 (b) of PSX Rulebook.

2. The Directors have confirmed that none of them is serving as a Director on more than seven listed companies, including this Bank.
3. All the Resident Directors of the Bank are registered as taxpayers and none of them has defaulted in payment of any loan to a banking company, a DFI or an NBFI or, being a member of a stock exchange, has been declared as a defaulter by that stock exchange.
4. During the year, a casual vacancy occurred on the Board which was filled up by the Board within stipulated time. Moreover, after resignation of CEO/President as elected director of the Board with effect from December 31, 2016, the Board approved the appointment of Mr. Zubair Nawaz Chattha as member of the Board.
5. The Bank has prepared a “Code of Conduct” and has ensured that appropriate steps have been taken to disseminate it throughout the Bank along with its supporting policies and procedures.
6. The Board has developed a vision/mission statement, overall corporate strategy and significant policies of the Bank. A complete record of particulars of significant policies along with the dates on which these were approved or amended has been maintained.
7. All the powers of the Board have been duly exercised and decisions on material transactions, including appointment and determination of remuneration and terms and conditions of employment of the CEO, other executive and non-executive directors, have been taken by the Board.
8. The meetings of the Board were presided over by the Chairman and, in his absence, by a Director elected by the Board for this purpose, and the Board met at least once in every quarter. Written notices of the Board meetings, along with agenda and working papers were appropriately recorded and circulated before the meetings. The minutes of the meetings were appropriately recorded and circulated.
9. All the Directors on the Board are fully conversant with their duties and responsibilities as Directors of the Bank. Three Directors have obtained certification from Pakistan Institute of Corporate Governance (PICG), whereas, four Directors of the Bank stand exempted from the requirement of the said certification. The remaining Directors will obtain required certification within the prescribed time.
10. The Board has approved appointment of CFO, Company Secretary and Head of Internal Audit, including their remuneration and terms and conditions of employment. No new appointments were made during the year.
11. The Directors’ report for this year has been prepared in compliance with the requirements of the CCG and fully describes the salient matters required to be disclosed.

12. The financial statements of the Bank were duly endorsed by the CEO and CFO, before approval of the Board.
13. The Directors, CEO and Executives do not hold any interest in the shares of the Bank other than that disclosed in the pattern of shareholding.
14. The Bank has complied with all the corporate and financial reporting requirements of the CCG.
15. The Board has formed an Audit Committee. It comprises three (3) members, all of whom are Non-Executive Directors and the Chairman of the Committee is an Independent Director who is not the Chairman of the Board. During the year, the Audit Committee was reconstituted to replace an Executive Director with a Non-Executive Director as the CCG does not allow an Executive Director to be a Member of the Audit Committee, however, there is no explicit restriction on appointment of Executive Director as Member of Audit Committee as per Prudential Regulations for Corporate/Commercial Banking.
16. The meetings of the Audit Committee were held at least once every quarter prior to approval of interim and final results of the Bank as required by the CCG. The terms of reference of the committee have been formed and advised to the committee for compliance.
17. The Board has formed a Human Resource and Remuneration Committee. It comprises of three members including the CEO, of whom two are Independent Directors including the Chairman.
18. The Board has set up an internal audit function with qualified and experienced professionals, who are duly conversant with the policies and procedures of the Bank.
19. The statutory auditors of the Bank have confirmed that they have been given a satisfactory rating under the quality control review program of the ICAP, that they, or any of the partners of the firm, their spouses and minor children, do not hold shares of the Bank and that the firm and all its partners are in compliance with International Federation of Accountants (IFAC) guidelines on code of ethics as adopted by the ICAP.
20. The statutory auditors or the persons associated with them have not been appointed to provide other services except in accordance with the listing regulations and the auditors have confirmed that they have observed IFAC guidelines in this regard.
21. The 'closed period', prior to the announcement of interim / final results, and business decisions, which may materially affect the market price of Bank's securities, was determined and intimated to directors, employees and stock exchange.
22. The Bank has complied with the requirements relating to maintenance of register of persons having access to inside information by designated Senior Management Officer and maintained proper record including basis for inclusion or exclusion of names of persons from the said list.
23. Material / price sensitive information has been disseminated among all market participants at once, through the stock exchange.
24. We confirm that all other material principles enshrined in the CCG have been complied with.

**For and on Behalf of the Board of
Silkbank Limited**



**Azmat Tarin
President & CEO**



**Munnawar Hamid, OBE
Chairman**

Karachi, February 28, 2017

SILKBANK LIMITED

Management's Statement on Internal Controls

as of December 31, 2016

This statement is issued in compliance with the State Bank of Pakistan (SBP) BSD Circular No. 07 of 2004 on Internal Controls.

Maintaining effective controls is an integral part of the management and accountability function in Silkbank. The focus of internal control both as a concept and a management tool has evolved over the years to a broad based risk assessment and mitigation system covering all areas of operations in the Bank.

As part of the strategy to ensure effective monitoring and improvement of internal controls, the Bank has implemented the COSO framework of internal controls, in line with regulatory guidelines (ICFR) and COSO implementation (BSD-7). With regular monitoring and improvement of the defined controls, the overall control environment in the Bank is now geared to provide reasonable assurance to the Bank's management and other stakeholders.

The Bank's Internal Controls System has been designed to provide reasonable assurance to the shareholders and the Board of Directors; however, these systems may not entirely eliminate the risk of misreporting and failure of certain controls under a changing environment. The Bank endeavors to follow the State Bank of Pakistan's guidelines on Internal Controls. During the year, the Management has further strengthened the day to day monitoring of control breaches for prompt corrective actions. Compliance and Internal Control Division conducted reviews of processes in branches to identify gaps in execution with special emphasis on the implementation of regulatory instructions. Internal Audit also performed audit activities to evaluate the implementation of controls and ensure the existence of effective control environment throughout the bank.

Over the years, the management has been able to adopt strategy to ensure effective monitoring and improvement of internal controls. These include the following:

1. The Bank has adopted a statement of ethics and business practices that is signed by all directors and employees. Further, the compliance function also ensures Bank's compliance with all applicable laws, regulations and code of ethics.
2. An organization structure has been established which supports clear lines of communication and tiered levels of authority and segregation of duties commensurate with accountability.
3. The Bank has established an effective Internal Audit structure, reporting directly to the Audit Committee of the Board.
4. An Internal Control Department is established to proactively monitor and validate Controls in line with Regulatory guidelines (ICFR) and COSO implementation (BSD-7).
5. The significant and material findings of the internal & external auditors and regulators were addressed on a priority basis by the management and their status was periodically reported to the Board Audit Committee.
6. The Bank has implemented various key policies and procedure guidelines/manuals covering all the areas of management and operations including those related to Branch Banking Operations, Centralized Operations, Trade Business, Treasury, Credit Risk, HR, Finance, Compliance and Administration.
7. Management gives due consideration to the recommendations made by the Internal and external auditors for improvements in the internal control system and takes action to implement such recommendations.
8. The management has established evaluation and approval procedures for all major capital expenditure and other transactions.
9. There is an annual budgeting and strategic planning process in the Bank. Financial forecasts are reviewed on a periodical basis to reflect significant change in the business environment. Regular reporting and monitoring of financial performance of the departments and the Bank as a whole has been implemented, using statistics and monthly management accounts to highlight key performance indicators and variance from budgets and forecasts.

10. The Bank has implemented various significant policies covering all the areas of operations including those relating to employees welfare and contingency management processes.
11. Management also emphasizes on imparting of training to enhance knowledge and understanding of the Bank's internal policies and procedures and prudential regulations. This has greatly contributed towards strengthening of the control environment.
12. As required by SBP, the External Auditors were engaged by the Bank to prepare a Long Form Report (LFR) on Internal Controls over Financial Reporting (ICFR) for the year ending December 31, 2015, which was later submitted to SBP on March 31, 2016. During the year, Internal Control Division as well as Internal Audit carried out testing of the effectiveness of ICFR prevalent throughout the Bank.

The Bank is continuously making efforts to ensure that an effective and efficient Internal Controls System remains active and implemented through consistent and periodic monitoring that would help further strengthening of the overall control environment.

With the implementation of COSO framework (under the SBP guidelines on Internal controls) and regular monitoring of the defined controls, the overall control environment in the Bank is geared to provide reasonable assurance to the Bank's management, stakeholders and Board of Directors, which we believe will continue to further improve with time.

Karachi, February 28, 2017



Azmat Tarin
President & CEO

Notice of the 23rd Annual General Meeting

Notice is hereby given that the Twenty Third Annual General Meeting of Silkbank Limited will be held at Best Western Hotel, Islamabad, on Thursday, March 30, 2017 at 10:30 a.m. to transact the following business:

Ordinary Business:

1. To confirm the minutes of Twenty Second Annual General Meeting held on March 28, 2016.
2. To receive, consider and adopt the audited financial statements of the Bank for the year ended December 31, 2016 together with the Directors' and Auditors' reports thereon.
3. To appoint auditors to hold office till the conclusion of the next Annual General Meeting and to fix their remuneration.

Any Other Business:

To transact any other business with the permission of the Chair.

By the Order of the Board

Uzman Naveed Chaudhary
Company Secretary/Head of
Investor Relations and Legal Affairs

Karachi, March 09, 2017

Notes:

1. Closure of Share Transfer Books:

The Share Transfer Book of the Bank will remain closed from March 24, 2017 to March 30, 2017 (both days inclusive). Share Transfers received at M/s. Central Depository Company of Pakistan Limited (CDC), Share Registrar Department CDC House, 99 – B, Block 'B', S.M.C.H.S., Main Shahra-e-Faisal Karachi-74400 by the close of business hours (5:00 PM) on Wednesday, March 22, 2017, will be treated as being in time for the purpose of above entitlement to the transferees.

2. Participation in the meeting:

All members of the Bank are entitled to attend the meeting in-person or through Proxy. A Proxy duly appointed shall have such rights as respect to the speaking and voting at the meeting as are available to a member. The proxies shall produce their original valid CNIC or original passport at the time of the meeting.

3. For appointing Proxy

A member entitled to attend and vote at the AGM is entitled to appoint another member as a proxy to attend and vote on his/her behalf. A corporation being a member may appoint its proxy or any of its official or any other person whether a member of the Bank or not. In case of corporate entity, the Board of Directors' resolution / power of attorney with specimen signature of the nominee shall be produced (unless it has been provided earlier) at the time of the meeting.

In order to be effective, duly filled and signed Proxy Form must be received at the Registered Office of the Company i.e. 13-L, F-7 Markaz, Islamabad, not less than forty eight (48) hours before the time for holding the Meeting.

Notice of the 23rd Annual General Meeting

- Members who have deposited their shares into CDC will further have to follow the under mentioned guidelines as laid down in circular 01 of 2000 dated January 26, 2000, issued by the Securities and Exchange Commission of Pakistan:

For attending the Meeting:

- In case of individuals, the Account holder and/or Sub-account holder whose registration details are uploaded as per the CDC regulations, shall authenticate his/her identity by showing his/her original valid CNIC or original passport at the time of attending the meeting.
- In case of corporate entity, the Board of Directors' resolution / power of attorney with specimen signature of the nominee shall be produced (unless it has been provided earlier) at the time of the meeting.

5. Change of Address:

Members are requested to immediately notify the change, if any, in their registered address to the Share Registrar M/s. Central Depository Company of Pakistan Limited (CDC), Share Registrar Department CDC House, 99-B, Block 'B', S.M.C.H.S., Main Shakra-e-Faisal, Karachi-74400.

- Accounts of the Company for the year ended December 31, 2016 has been placed on the website of the Bank, www.silkbank.com.pk

Auditor's Review



Deloitte Yousuf Adil
Chartered Accountants
Cavish Court, A-35, Block 7 & 8 KCHSU,
Sharaf Faisal, Karachi-75350, Pakistan

Telephone +92 (0) 21-3454 6494-7
Fax +92 (0) 21-3454 1314
Internet www.deloitte.com

Review Report to The Members on Statement of Compliance with the Best Practices of Code of Corporate Governance

We have reviewed the annexed Statement of Compliance with the best practices (the Statement) contained in the Code of Corporate Governance (the Code) prepared by the Board of Directors (the Board) of Silkbank Limited (the Bank) for the year ended December 31, 2016 to comply with Regulation No. 5.19 of the Rule Book of Pakistan Stock Exchange Limited (PSX) where the Bank is listed.

The responsibility for compliance with the Code is that of the Board of the Bank. Our responsibility is to review, to the extent where such compliance can be objectively verified, whether the Statement reflects the status of the Bank's compliance with the provisions of the Code and report if it does not and to highlight any non-compliance with the requirements of the Code. A review is limited primarily to inquiries of the Bank's personnel and review of various documents prepared by the Bank to comply with the Code.

As part of our audit of the financial statements, we are required to obtain an understanding of the accounting and internal control systems sufficient to plan the audit and develop an effective audit approach. We are not required to consider whether the Board's statement on internal control covers all risks and controls, or to form an opinion on the effectiveness of such internal controls, the Bank's corporate governance procedures and risks.

The Code requires the Bank to place before the Audit Committee, and upon recommendation of the Audit Committee, place before the Board for their review and approval its related party transactions distinguishing between transactions carried out on terms equivalent to those that prevail in arm's length transactions and transactions which are not executed at arm's length price and recording proper justification for using such alternate pricing mechanism. We are only required and have ensured compliance of this requirement to the extent of the approval of the related party transactions by the Board upon recommendation of the Audit Committee. We have not carried out any procedures to determine whether the related party transactions were undertaken at arm's length price or not.

Based on our review, nothing has come to our attention which causes us to believe that the Statement does not appropriately reflect the Bank's compliance, in all material respects, with the best practices contained in the Code as applicable to the Bank for the year ended December 31, 2016.

Further, we highlight below instances of non-compliance with the requirement of the Code as reflected in the paragraph reference where it is stated in the Statement:

Paragraph reference	Description
15	For a part of the year ended December 31, 2016, a member of Audit Committee was an executive director of the Bank, which was not in conformity with para 5.19.16 of the Code. During the year, the Audit Committee was reconstituted to replace the executive director with a non-executive director to achieve compliance with the Code.

Chartered Accountants

Engagement Partner
Asad Ali Shah

Date: March 01, 2017
Place: Karachi

Independent Auditors' Report to the Members



Deloitte Yousuf Adil
Chartered Accountants
Cavish Court, A-35, Block 7 & 8 KCHSU,
Sharae Faisal, Karachi-75350, Pakistan

Telephone +92 (0) 21-3454 6494-7
Fax +92 (0) 21-3454 1314
Internet www.deloitte.com

Auditors' Report to the Members

We have audited the annexed statement of financial position of Silkbank Limited (the Bank) as at December 31, 2016 and the related profit and loss account, statement of comprehensive income, cash flow statement and statement of changes in equity together with the notes forming part thereof (here-in-after referred to as the 'financial statements') for the year then ended, in which are incorporated the unaudited certified returns from the branches except for nine branches which have been audited by us and we state that we have obtained all the information and explanations which, to the best of our knowledge and belief, were necessary for the purposes of our audit.

It is the responsibility of the Bank's Board of Directors to establish and maintain a system of internal control, and prepare and present the financial statements in conformity with approved accounting standards and the requirements of the Banking Companies Ordinance, 1962 (LVII of 1962), and the Companies Ordinance, 1984 (XLVII of 1984). Our responsibility is to express an opinion on these statements based on our audit.

We conducted our audit in accordance with the International Standards on Auditing as applicable in Pakistan. These standards require that we plan and perform the audit to obtain reasonable assurance about whether the financial statements are free of any material misstatement. An audit includes examining, on a test basis, evidence supporting the amounts and disclosures in the financial statements. An audit also includes assessing the accounting policies and significant estimates made by management, as well as, evaluating the overall presentation of the financial statements. We believe that our audit provides a reasonable basis for our opinion and after due verification, which in the case of loans and advances covered more than sixty percent of the total loans and advances of the Bank, we report that:

- a) in our opinion, proper books of account have been kept by the Bank as required by the Companies Ordinance, 1984 (XLVII of 1984), and the returns referred to above received from the branches have been found adequate for the purposes of our audit;
- b) in our opinion:
 - i) the statement of financial position and the profit and loss account together with the notes thereon have been drawn up in conformity with the Banking Companies Ordinance, 1962 (LVII of 1962), and the Companies Ordinance, 1984 (XLVII of 1984), and are in agreement with the books of account and are further in accordance with accounting policies consistently applied except for the change disclosed in note 6 to the accompanying financial statements, with which we concur;
 - ii) the expenditure incurred during the year was for the purpose of the Bank's business; and
 - iii) the business conducted, investments made and the expenditure incurred during the year were in accordance with the objects of the Bank and the transactions of the Bank which have come to our notice have been within the powers of the Bank;
- c) in our opinion and to the best of our information and according to the explanations given to us, the statement of financial position, profit and loss account, statement of comprehensive income, cash flow statement and statement of changes in equity together with the notes forming part thereof conform with approved accounting standards as applicable in Pakistan, and give the information required by the Banking Companies Ordinance, 1962 (LVII of 1962), and the Companies Ordinance, 1984 (XLVII of 1984), in the manner so required and give a true and fair view of the state of the Bank's affairs as at the December 31, 2016 and its true balance of profit, its comprehensive income, its cash flows and changes in equity for the year then ended; and

d) in our opinion Zakat deductible at source under the Zakat and Ushr Ordinance, 1980 (XVIII of 1980), was deducted by the Bank and deposited in the Central Zakat Fund established under section 7 of that Ordinance.

We draw attention to the following matters:

- i. Note 13 to the financial statements relating to deferred tax assets where management has disclosed that the Bank, based on the financial projections for taxable profits for five years, which have been approved by the Board of Directors, will be able to realise the net deferred tax assets of Rs. 3,705 million. The preparation of projections involve management's assumptions regarding future business and economic conditions and therefore any significant change in such assumptions or actual outcomes that are different from assumptions, may have an effect on the realisability of the deferred tax assets in future.
- ii. Note 14 to the financial statements, which highlights significant increase in the non-banking assets (NBAs) acquired in satisfaction of claims during the year, the aggregate carrying value of such assets amounted to Rs. 12,676 million (net of impairment) as at December 31, 2016. Further, there is limited disposal of such assets in the current year and previous years and the Bank's exposure in such assets exceeds the level prescribed by the State Bank of Pakistan under Regulations for Debt Property Swap. We are highlighting this matter owing to significant uncertainty with regard to the disposal and recovery of such assets in near future.

Our opinion is not qualified in respect of above matters.

Chartered Accountants

Engagement Partner:

Asad Ali Shah

Date: March 01, 2017

Place: Karachi

Report of the Shari'a Board Emaan Islamic Banking, Silkbank Ltd.

For the year ended December 31, 2016



February 24, 2016

While the Board of Directors (BOD) and Senior Management are solely responsible to ensure that the operations of Emaan Islamic Banking (EIB) are conducted in a manner that comply with Shari'a principles at all times, we are required to submit a report on the overall Shari'a compliance environment of EIB.

To form our opinion as expressed in this report, the Shari'a Compliance Department (SCD) of the bank carried out reviews, on test check basis, of each class of transactions, with the relevant documentation and process flows. Furthermore, we have also reviewed the draft reports of the Internal Shari'a Audit of various branches for 2016. Based on the above and in light of the information submitted to the Shari'a Board (SB), we are of the view that:

- i. EIB has complied with Shari'a rules and principles in the light of fatawa, rulings and guidelines issued by the SB. Different Shari'a-compliant products were developed in collaboration with different departments of the Bank and approved by the SB. Furthermore, the SB reviewed and endorsed all relevant documents and material that were submitted to it for its approval.
- ii. EIB has complied with the directives, regulations, instructions and guidelines related to Shari'a compliance issued by SBP.
- iii. The Shari'a Governance Framework (SGF) has been circulated to the BOD and Senior Management of the Bank. The Shari'a Compliance Manual of EIB has also been updated in light of the SGF.

- iv. EIB has prepared a comprehensive Charity Policy and developed a well-defined system in order to ensure that any earnings realized from sources or by means prohibited by Shari'a are credited to the Charity Account and are properly utilized.
- v. The schedules of charges (SOCs) have been reviewed, necessary amendments made, and the charges vetted, in compliance with the principles of Shari'a.
- vi. The allocation of funds, weightages, profit sharing ratio, and the monthly distribution of profits amongst the shareholders and remunerative accountholders has been made in line with the principles of Shari'a and SBP Instructions on Profit and Loss Distribution and Pool Management. All the profit calculations made on a monthly basis till date have been reviewed and approved from a Shari'a point of view.
- vii. The Bank has implemented a program for the training of the Bank's staff in areas of Islamic Banking and Finance, and initially a comprehensive four-day training program has been successfully launched. Moreover, the Shari'a Board members have conducted orientation sessions for the senior management of the Bank in various cities, with further sessions being planned by the relevant departments for the BOD and Senior Management.
- viii. EIB has constituted a Shari'a Compliance Department as well as an Internal Shari'a Audit Unit (ISAU) in accordance with the directives of the Shari'a Governance Framework (SGF).
- ix. The financial statements of EIB for the year 2016 have been found to be in compliance with the requirements of Shari'a.




Dr. Muhammad Qaseem
Chairman, Shari'a Board



Mufti Syed Adnan Kakakhail
Resident Shari'a Board Member




Mufti Syed Abu Bakr
Shari'a Board Member



“ *Excellence is a continuous process
and not an accident.* ”
A.P.J. Abdul Kalam

LEADING WITH
SUCCESS



The background features a light beige grid. Overlaid on this are three overlapping line graphs in a dark red color. Each graph consists of multiple parallel lines that follow a jagged, zig-zag path across the page, creating a sense of movement and complexity.

FINANCIAL STATEMENTS

After a long haul of perseverance, integrity, humility and teamwork, we have reached the impeccable results, which is yours and our success in the long run. Your passion and commitment has made it possible for Silkbank to embrace success.

6 Years Performance

Rupees in million

	2016	2015	2014	2013	2012	2011
Balance sheet						
Share capital	21,431	21,431	13,431	13,431	13,431	13,431
Reserves	328	180	180	163	163	139
Deposits and other accounts	86,787	81,098	68,770	69,433	69,050	64,072
Sub-ordinated loan	-	-	-	-	-	-
Borrowings from financial institutions	30,196	33,230	21,742	11,382	11,377	17,782
Total Assets	135,034	133,103	102,736	91,770	89,080	90,670
Gross Advances	69,312	67,045	64,417	61,470	54,079	55,309
Advances-Net of provisions	64,803	61,074	58,967	56,038	49,060	49,936
Non performing Advances	5,820	8,520	8,222	9,872	10,817	11,023
Investments - net of provisions	37,488	35,513	18,105	14,853	12,735	17,548
Equity	12,055	14,577	8,501	6,675	5,373	5,639
Provision Held	4,510	5,971	5,450	5,432	5,018	5,373
Provision Held / NPL	77.48%	70.08%	66.29%	55.02%	46.39%	48.74%
Provision Held / Total Advances	6.51%	8.91%	8.46%	8.84%	9.28%	9.71%

PROFIT AND LOSS ACCOUNT

Mark-up/return/interest earned	9,959	8,933	9,429	7,622	8,584	8,386
Mark-up/return/interest expensed	(5,610)	(5,834)	(5,969)	(5,463)	(6,681)	(6,515)
Net mark-up/ interest earned	4,349	3,100	3,460	2,160	1,902	1,871
Provisions and Write off	49	(724)	(368)	(633)	580	2,630
Net mark-up / interest income/(loss) after provisions	4,398	2,375	3,093	1,526	2,483	4,501
Non-markup/interest income	2,213	1,894	1,720	1,325	1,065	847
Non-markup/interest expenses	(5,326)	(6,109)	(4,681)	(4,379)	(4,077)	(3,988)
(Loss)/Profit before Taxation	1,285	(1,840)	131	(1,528)	(529)	1,359
(Loss)/Profit After Taxation	739	(1,712)	87	(1,157)	(344)	695

FINANCIAL RATIOS

Income / Expense Ratio	Times	1.232	0.817	1.107	0.796	0.728	0.681
Return on average Equity (ROE)	%	5.55	(14.83)	1.14	(19.20)	(6.25)	13.27
Return on average Assets (ROA)	%	0.55	(1.45)	0.09	(1.28)	(0.38)	0.85
NPLs to Gross Advances ratio	%	8.40	12.71	12.76	16.05	20.00	19.93
Earning assets to Total Assets ratio	%	76.28	77.27	77.94	77.70	75.66	77.85
Earnings per share	Rs	0.09	(0.58)	0.03	(0.43)	(0.13)	0.26
Gross spread ratio (NIM/Gross interest income)	%	43.67	34.70	36.70	28.33	22.16	22.31

NON FINANCIAL INFORMATION

Number of branches	88	88	88	85	85	85
Number of employees	3367	3153	2906	2750	2750	2564

Value Added Statement

	2016		2015	
	Rs '000	%	Rs '000	%
STATEMENT OF VALUE ADDED				
Value Added				
Net Interest Income	4,349,362	98	3,099,630	263
Non Interest Income	2,212,664	50	1,894,323	161
Operating Expenses excluding staff costs, depreciation and amortization	(2,165,659)	(49)	(3,093,170)	(263)
Provision against advances, investments & others	48,795	1	(724,377)	(62)
Value added for distribution	4,445,162	100	1,176,406	100
To employees				
Remuneration, provident fund and other benefits	2,724,731	61	2,572,189	219
To government				
Income tax	546,579	12	(128,097)	(11)
To expansion and growth				
Depreciation	353,860		357,813	
Amortization	81,439		86,106	
Retained Earnings	738,553		(1,711,605)	
	1,173,852	26	(1,267,686)	(108)
	4,445,162	100	1,176,406	100

Horizontal Analysis

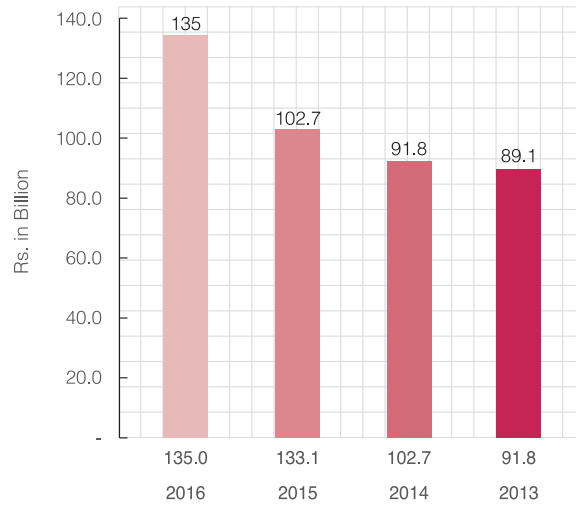
	2016	16 Vs 15	2015	15 Vs 14	2014	14 Vs 13	2013	13 Vs 12	2012	12 Vs 11	2011	11 Vs 10
	RsM	%	RsM	%	RsM	%	RsM	%	RsM	%	RsM	%
Balance sheet												
ASSETS												
Cash and balances with treasury banks	7,371	0%	7,344	44%	5,103	-5%	5,362	34%	4,007	-10%	4,436	30%
Balances with other banks	88	-55%	194	39%	139	-38%	226	163%	86	-9%	94	6%
Lending to financial institutions	707	-89%	6,260	109%	3,000	571%	447	-92%	5,602	81%	3,101	195%
Investments	37,488	6%	35,513	96%	18,105	22%	14,853	17%	12,735	-27%	17,548	33%
Advances	64,803	6%	61,074	4%	58,967	5%	56,038	14%	49,060	-2%	49,936	13%
Operating fixed assets	4,101	-9%	4,497	-1%	4,563	-3%	4,692	1%	4,637	-3%	4,756	95%
Deferred tax assets (net)	3,705	-11%	4,181	6%	3,937	3%	3,839	6%	3,605	1%	3,569	-15%
Other assets	16,771	19%	14,040	57%	8,921	41%	6,314	-32%	9,348	29%	7,230	84%
TOTAL ASSETS	135,034	1%	133,103	30%	102,736	12%	91,770	3%	89,080	-2%	90,670	25%
LIABILITIES												
Bills payable	3,996	66%	2,413	12%	2,153	-22%	2,747	39%	1,979	18%	1,679	101%
Borrowings from financial institutions	30,196	-9%	33,230	53%	21,742	91%	11,382	0%	11,377	-36%	17,782	80%
Deposits and other accounts	86,787	7%	81,098	18%	68,770	-1%	69,433	1%	69,050	8%	64,072	15%
Sub-ordinated loan	-	-	-	-	-	-	-	-	-	-	-	-
Liabilities against assets subject to finance lease	11	-24%	14	-17%	17	-	-	-	-	-	-	-
Other liabilities	1,989	12%	1,771	14%	1,552	1%	1,532	18%	1,302	-13%	1,499	5%
TOTAL LIABILITIES	122,979	4%	118,526	26%	94,235	11%	85,095	2%	83,708	-2%	85,032	25%
NET ASSETS	12,055	-17%	14,577	71%	8,501	27%	6,675	24%	5,372	-5%	5,639	17%
REPRESENTED BY												
Share capital	77,998	0%	77,998	192%	26,716	-	26,716	-	26,716	-	26,716	-
Advance against proposed issue of right shares	2,000	-	2,000	-	2,000	-	-	-	-	-	-	-
Reserves	328	0.82	180	-	180	11%	163	-	163	17%	139	-
Discount on issue of rights shares	(56,567)	0%	(56,567)	326%	(13,285)	-	(13,285)	-	(13,285)	-	(13,285)	-
Accumulated loss	(11,757)	-4%	(11,335)	-20%	(9,444)	1%	(9,527)	-14%	(8,381)	-4%	(8,055)	6%
Surplus on revaluation of assets (net of tax)	52	-48%	100	-25%	133	-67%	408	155%	160	30%	123	627%
Convertible preference shares	-	-	2,200	-	2,200	-	2,200	-	-	-	-	-
	12,055	-17%	14,577	71%	8,501	27%	6,675	24%	5,373	-5%	5,639	17%
PROFIT AND LOSS ACCOUNT												
Mark-up/return/interest earned	9,959	11%	8,933	-5%	9,429	24%	7,622	-11%	8,584	2%	8,386	24%
Mark-up/return/interest expensed	(5,610)	4%	(5,834)	2%	(5,969)	-9%	(5,463)	18%	(6,681)	-3%	(6,515)	-10%
Net mark-up/ interest earned	4,349	40%	3,100	-10%	3,460	60%	2,160	14%	1,902	2%	1,871	120%
Provisions and Write off	49	107%	(724)	-97%	(368)	42%	(633)	-209%	580	-78%	2,630	1253%
Net mark-up / interest income/ (loss) after provisions	4,398	85%	2,375	-23%	3,093	103%	1,526	-39%	2,483	-45%	4,501	625%
Non-markup/interest income	2,213	17%	1,894	10%	1,720	30%	1,325	24%	1,065	26%	847	-29%
Non-markup/interest expenses	(5,326)	13%	(6,109)	-30%	(4,681)	-7%	(4,379)	-7%	(4,077)	-2%	(3,988)	31%
(Loss)/Profit before Taxation	1,285	170%	(1,840)	-1500%	131	109%	(1,528)	189%	(529)	-139%	1,359	210%
Taxation	(547)	-527%	128	-388%	(45)	-112%	372	101%	185	-128%	(664)	-736%
(Loss)/Profit After Taxation	739	57%	(1,712)	-2071%	87	108%	(1,157)	-236%	(344)	-149%	695	161%

Vertical Analysis

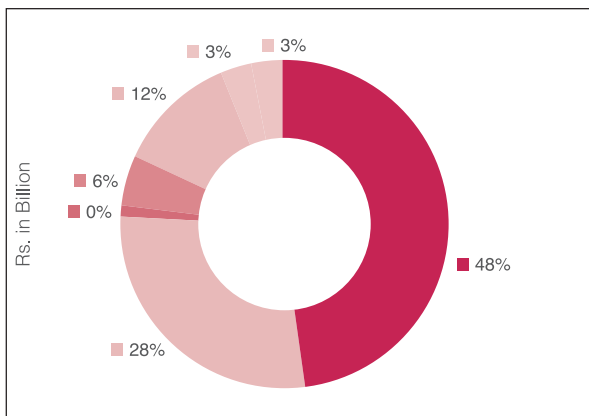
	2016		2015		2014		2013		2012		2011	
	RsM	%	RsM	%	RsM	%	RsM	%	RsM	%	RsM	%
Balance sheet												
ASSETS												
Cash and balances with treasury banks	7,371	5%	7,344	6%	5,103	5%	5,362	6%	4,007	4%	4,436	5%
Balances with other banks	88	0%	194	0%	139	0%	226	0%	86	0%	94	0%
Lending to financial institutions	707	1%	6,260	5%	3,000	3%	447	0%	5,602	6%	3,101	3%
Investments	37,488	28%	35,513	27%	18,105	18%	14,853	16%	12,735	14%	17,548	19%
Advances	64,803	48%	61,074	46%	58,967	57%	56,038	61%	49,060	55%	49,936	55%
Operating fixed assets	4,101	3%	4,497	3%	4,563	4%	4,692	5%	4,637	5%	4,756	5%
Deferred tax assets (net)	3,705	3%	4,181	3%	3,937	4%	3,839	4%	3,605	4%	3,569	4%
Other assets	16,771	12%	14,040	11%	8,921	9%	6,314	7%	9,348	10%	7,230	8%
TOTAL ASSETS	135,034	100%	133,103	100%	102,736	100%	91,770	100%	89,080	100%	90,670	100%
LIABILITIES												
Bills payable	3,996	3%	2,413	2%	2,153	2%	2,747	3%	1,979	2%	1,679	2%
Borrowings from financial institutions	30,196	22%	33,230	25%	21,742	21%	11,382	12%	11,377	13%	17,782	20%
Deposits and other accounts	86,787	64%	81,098	61%	68,770	67%	69,433	76%	69,050	78%	64,072	71%
Sub-ordinated loan	-	0%	-	0%	-	0%	-	0%	-	0%	-	0%
Liabilities against assets subject to finance lease	11	0%	14	0%	17	0%	-	0%	-	0%	-	0%
Other liabilities	1,989	1%	1,771	1%	1,552	2%	1,532	2%	1,302	1%	1,499	2%
TOTAL LIABILITIES	122,979	91%	118,526	89%	94,235	92%	85,095	93%	83,708	94%	85,032	94%
NET ASSETS	12,055	9%	14,577	11%	8,501	8%	6,675	7%	5,373	6%	5,639	6%
REPRESENTED BY												
Share capital	77,998	58%	77,998	59%	26,716	26%	26,716	29%	26,716	30%	26,716	29%
Advance against proposed issue of right shares	2,000	1%	2,000	2%	2,000	2%	-	-	-	-	-	-
Reserves	328	0%	180	0%	180	0%	163	0%	163	0%	139	0%
Discount on issue of rights shares	(56,567)	-42%	(56,567)	-42%	(13,285)	-13%	(13,285)	-14%	(13,285)	-15%	(13,285)	-15%
Accumulated loss	(11,757)	-9%	(11,335)	-9%	(9,444)	-9%	(9,527)	-10%	(8,381)	-9%	(8,055)	-9%
Surplus on revaluation of assets (net of tax)	52	0%	100	0%	133	0%	408	0%	160	0%	123	0%
Convertible preference shares	-	0%	2,200	2%	2,200	2%	2,200	2%	-	0%	-	0%
	12,055	9%	14,577	11%	8,501	8%	6,675	7%	5,373	6%	5,639	6%
PROFIT AND LOSS ACCOUNT												
Mark-up/return/interest earned	9,959	82%	8,933	83%	9,429	85%	7,622	85%	8,584	89%	8,386	91%
Mark-up/return/interest expensed	(5,610)	-46%	(5,834)	-54%	(5,969)	-54%	(5,463)	-61%	(6,681)	-69%	(6,515)	-71%
Net mark-up/ interest earned	4,349	36%	3,100	29%	3,460	31%	2,160	24%	1,902	20%	1,871	20%
Provisions and Write off	49	0%	(724)	-7%	(368)	-3%	(633)	-7%	580	6%	2,630	28%
Net mark-up / interest income/ (loss) after provisions	4,398	36%	2,375	22%	3,093	28%	1,526	17%	2,483	26%	4,501	49%
Non-markup/interest income	2,213	18%	1,894	17%	1,720	15%	1,325	15%	1,065	11%	847	9%
Non-markup/interest expenses	(5,326)	-44%	(6,109)	-56%	(4,681)	-42%	(4,379)	-49%	(4,077)	-42%	(3,988)	-43%
(Loss)/Profit before Taxation	1,285	11%	(1,840)	-17%	131	1%	(1,528)	-17%	(529)	-5%	1,359	15%
Taxation	(547)	-4%	128	1%	(45)	0%	372	4%	185	2%	(664)	-7%
(Loss)/Profit After Taxation	739	6%	(1,712)	-16%	87	1%	(1,157)	-13%	(344)	-4%	695	8%

Graphical Presentation of Financial Progress

Total Assets

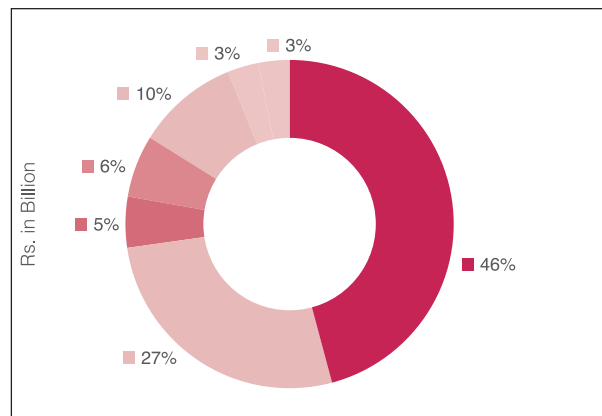


TOTAL ASSETS - 2016



- Advances - Net, Rs. 64.8, 48%
- Deferred Tax, Rs. 3.7, 3%
- Fixed Assets, Rs. 4.1, 3%
- Other Assets, Rs. 16.8, 12%
- Cash and Balances, Rs. 7.5, 6%
- Lendings to FI, Rs. 0.7, 0%
- Investments - Net, Rs. 37.5, 28%

TOTAL ASSETS - 2015



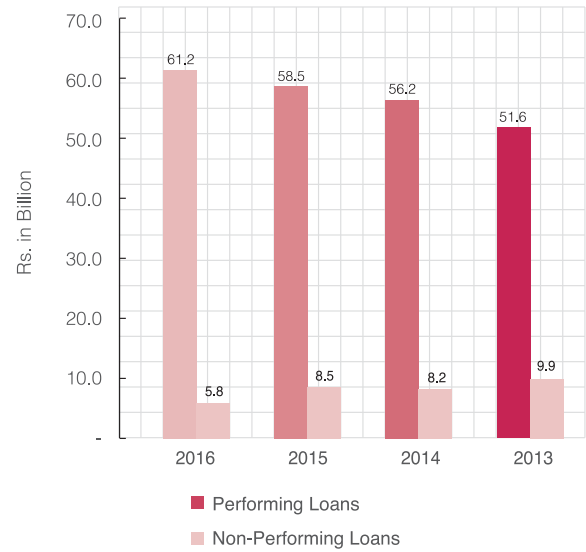
- Advances - Net, Rs. 61.1, 46%
- Deferred Tax, Rs. 4.2, 3%
- Fixed Assets, Rs. 4.5, 3%
- Other Assets, Rs. 14.0, 10%
- Cash and Balances, Rs. 7.5, 6%
- Lendings to FI, Rs. 6.3, 5%
- Investments - Net, Rs. 35.5, 27%

Graphical Presentation of Financial Progress

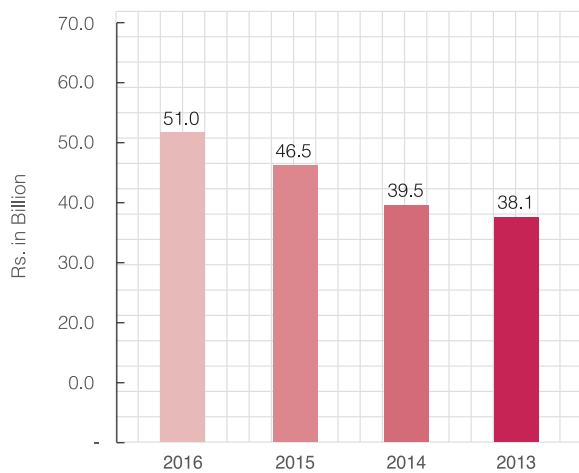
Earning Assets Vs. Non-Earning Assets



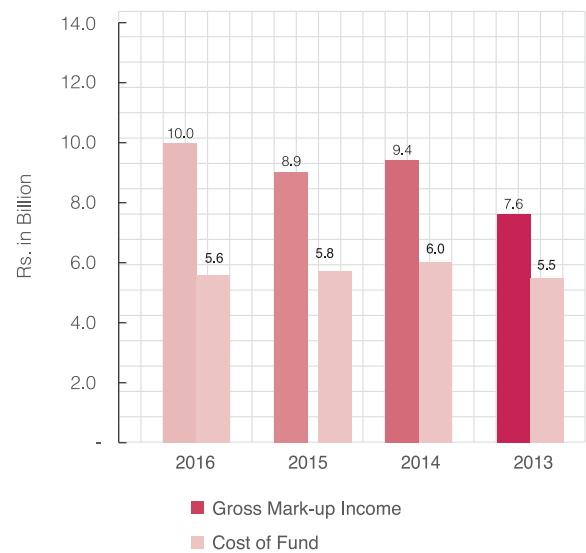
Performing Vs. Non-Performing Loans



CASA (Current & Saving Deposits)

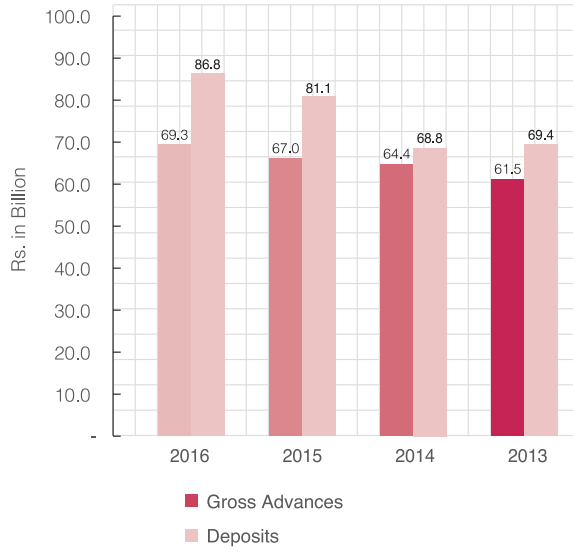


Mark-up Income Vs. Cost of Funds

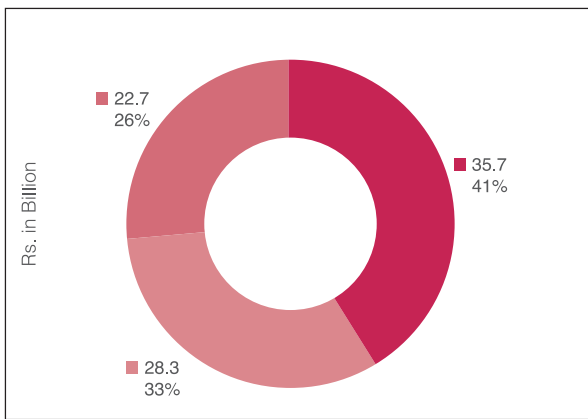


Graphical Presentation of Financial Progress

Gross Advances & Deposits

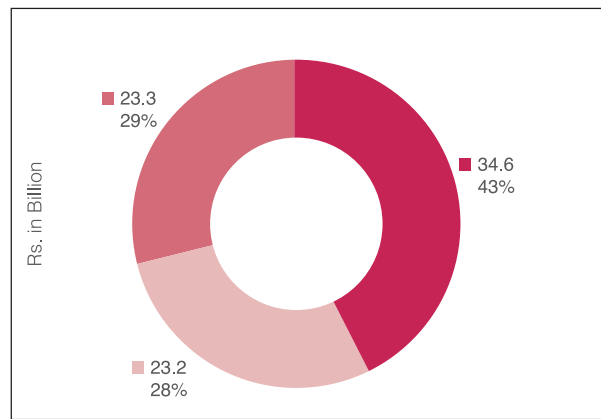


Dposit Mix - FY 2016



- Current, Rs. 22.7, 26%
- Savings, Rs. 28.3, 33%
- Term, Rs. 35.7, 41%

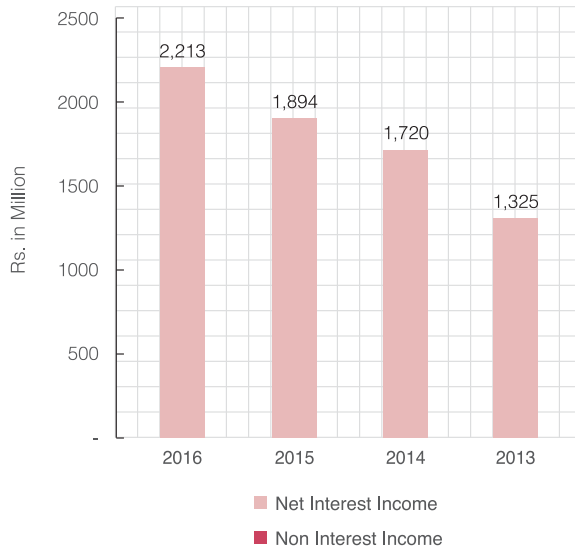
Dposit Mix - FY 2015



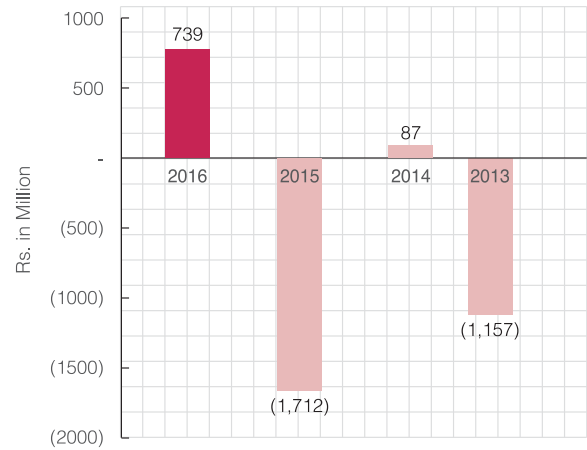
- Current, Rs. 23.3, 29%
- Savings, Rs. 23.2, 28%
- Term, Rs. 34.6, 43%

Graphical Presentation of Financial Progress

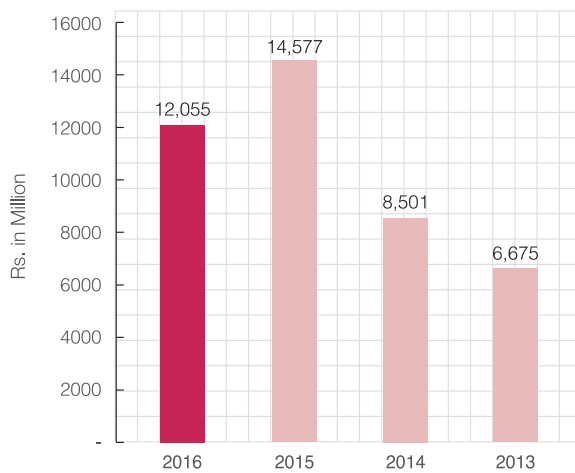
Revenue Composition



Profit after Tax

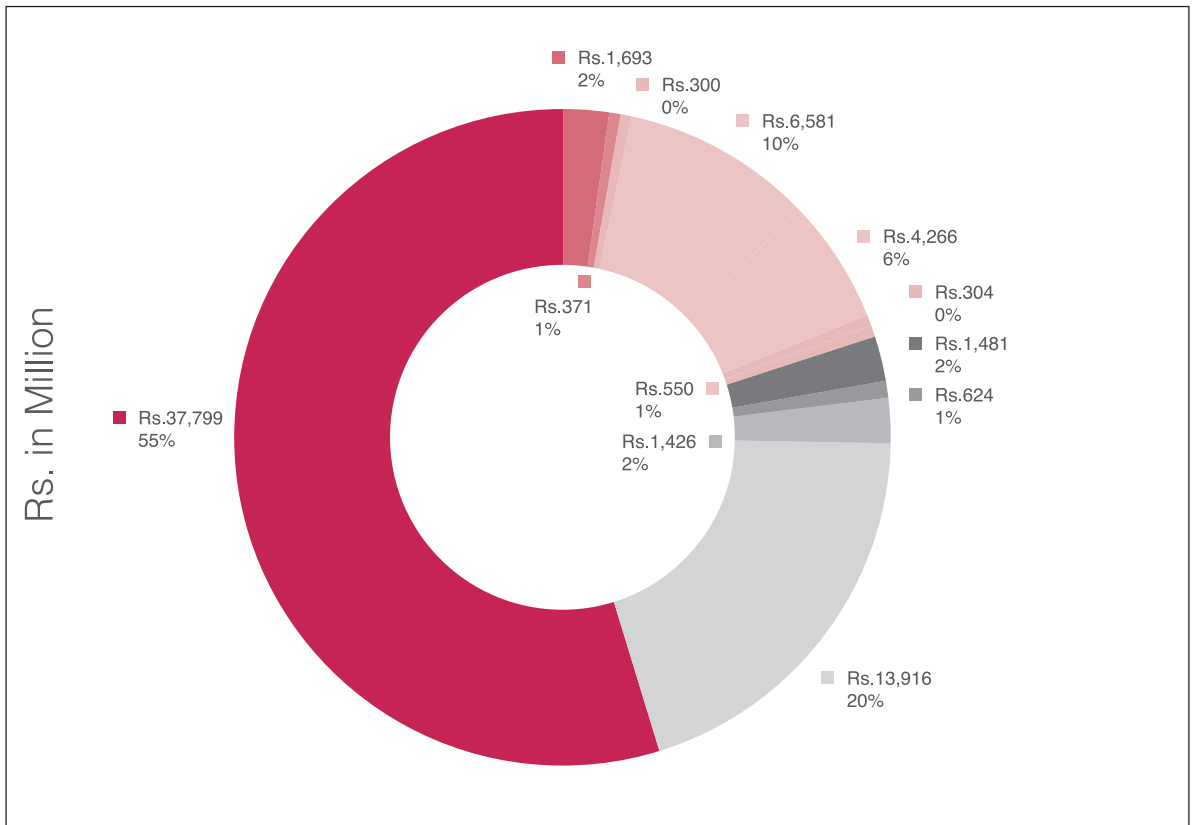


Shareholder Equity



Graphical Presentation of Financial Progress

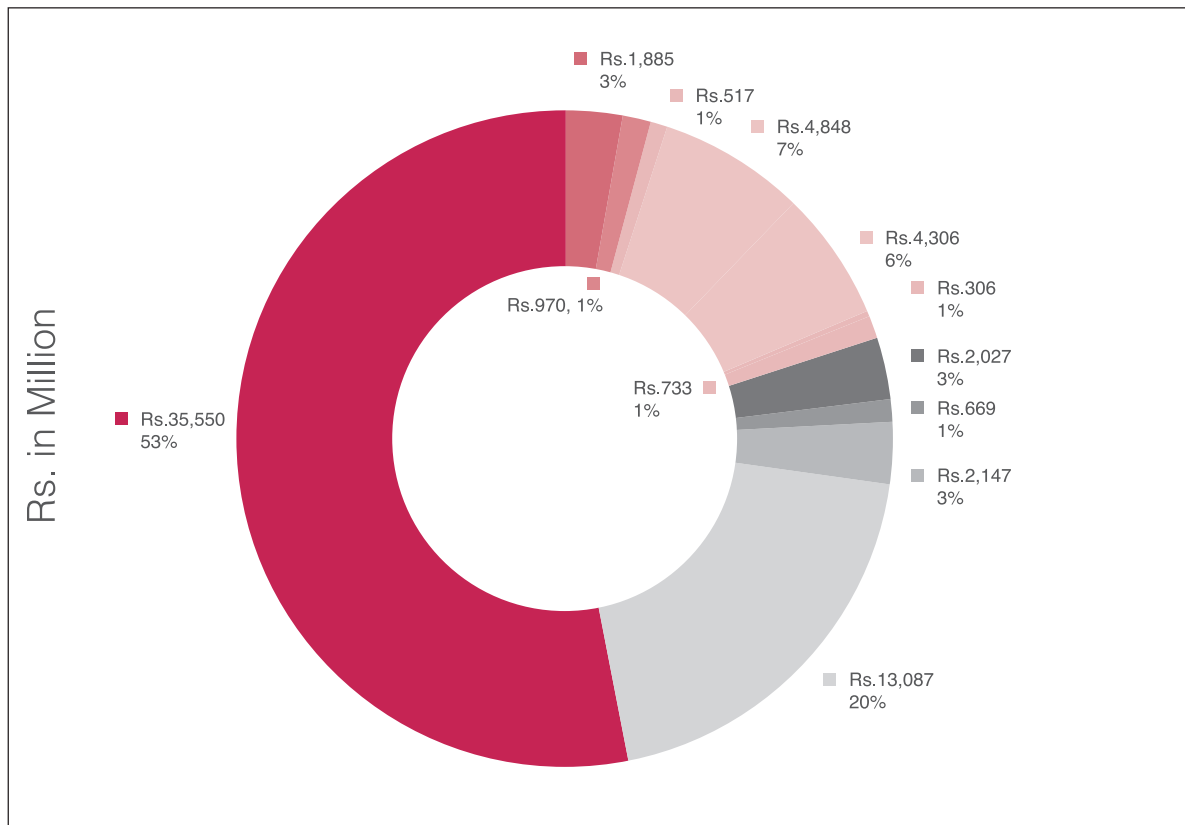
Sector Wise Advances - FY 2016



- Chemical and Pharmaceuticals, Rs.1,693, 2%
- Agribusiness, Rs.371, 1%
- Cement, Rs.300, 0%
- Sugar, Rs.6,581, 10%
- Textile, Rs.4,266, 6%
- Footwear and Leather garments, Rs.304, 0%
- Automobile/transportation equipment, Rs.550, 1%
- Electronics and electrical appliances, Rs.1,481, 2%
- Power (electricity), Gas, Water, Sanitary, Rs.624, 1%
- Financial, Rs.1,426, 2%
- Individuals, Rs.13,916, 20%
- Others, Rs.37,799, 55%

Graphical Presentation of Financial Progress

Sector Wise Advances - FY 2015



- Chemical and Pharmaceuticals, Rs.1,885, 3%
- Agribusiness, Rs.970,
- Cement, Rs.517, 1%
- Sugar, Rs.4,848, 7%
- Textile, Rs.4,306, 6%
- Footwear and Leather garments, Rs.306, 1%
- Automobile/transportation equipment, Rs.733, 1%
- Electronics and electrical appliances, Rs.2,027, 3%
- Power (electricity), Gas, Water, Sanitary, Rs.669, 1%
- Financial, 2,147, 3%
- Individuals, Rs.13,087, 20%
- Others, Rs.35,550, 53%

Statement of Financial Position

As at December 31, 2016

	Note	2016	2015
		Rupees in '000	
ASSETS			
Cash and balances with treasury banks	7	7,370,962	7,343,670
Balances with other banks	8	87,748	194,065
Lendings to financial institutions	9	706,572	6,260,444
Investments - net	10	37,488,482	35,512,864
Advances - net	11	64,802,628	61,074,207
Operating fixed assets	12	4,101,219	4,496,648
Deferred tax assets - net	13	3,704,745	4,180,969
Other assets	14	16,771,466	14,040,004
		135,033,822	133,102,871
LIABILITIES			
Bills payable	15	3,996,044	2,413,342
Borrowings	16	30,195,702	33,230,182
Deposits and other accounts	17	86,787,423	81,097,581
Sub-ordinated loans		-	-
Liabilities against assets subject to finance lease	18	10,694	14,145
Deferred tax liabilities		-	-
Other liabilities	19	1,989,371	1,770,959
		122,979,234	118,526,209
NET ASSETS			
		12,054,588	14,576,662
REPRESENTED BY			
Share capital	20	77,998,099	77,998,099
Discount on issue of right shares		(56,566,725)	(56,566,725)
Reserves		327,845	180,134
Advance against shares subscription	1.3	2,000,000	2,000,000
Convertible preference shares	21	-	2,200,000
Accumulated loss		(11,757,111)	(11,334,916)
		12,002,108	14,476,592
Surplus on revaluation of assets - net of tax	22	52,480	100,070
		12,054,588	14,576,662
CONTINGENCIES AND COMMITMENTS			
	23		

The annexed notes 1 to 48 and Annexures I and II form an integral part of these financial statements.



Azmat Tarin
President & CEO



Munnawar Hamid, OBE
Chairman



Tariq Iqbal Khan
Director



Shamsul Hasan
Director

Profit And Loss Account

For The Year Ended December 31, 2016

	Note	2016	2015
		Rupees in '000	
Mark-up / return / interest earned	25	9,959,053	8,933,315
Mark-up / return / interest expensed	26	(5,609,691)	(5,833,685)
Net mark-up / interest income		4,349,362	3,099,630
Reversal / (provision) against non-performing loans and advances - net (specific)	11.3	9,007	(589,293)
Reversal / (provision) against small enterprise and consumer financing - net (general)	11.3	37,253	(88,190)
Recovery against written off loan		26,219	3,823
Provision for diminution in the value of investments - net	10.9	-	(5,344)
Impairment in the value of investment	10.7.1	(23,684)	(45,373)
Net mark-up / interest income after provisions		4,398,157	2,375,253
NON MARK-UP / INTEREST INCOME			
Fee, commission and brokerage income		1,241,599	976,838
Dividend income	27	58,911	40,652
Income from dealing in foreign currencies		154,203	181,696
Gain on sale of securities - net	28	145,019	650,948
Unrealized (loss) / gain on revaluation of investments - held-for-trading	10.1	(488)	1,291
Other income	29	613,420	42,898
Total non-mark-up / interest income		2,212,664	1,894,323
NON MARK-UP / INTEREST EXPENSES		6,610,821	4,269,576
Administrative expenses	30	(5,500,470)	(5,268,719)
Other reversals / (provisions) / (write offs) - net	31	305,359	(762,976)
Other charges	32	(130,578)	(77,583)
Total non-mark-up / interest expenses		(5,325,689)	(6,109,278)
Extra-ordinary / unusual items		1,285,132	(1,839,702)
PROFIT / (LOSS) BEFORE TAXATION		-	-
Taxation - Current		-	-
- Prior years		(47,848)	(92,322)
- Deferred		(498,731)	220,419
PROFIT / (LOSS) AFTER TAXATION	33	(546,579)	128,097
PROFIT / (LOSS) AFTER TAXATION		738,553	(1,711,605)
Basic earnings / (loss) per share	34	0.09	(0.58)
Diluted earnings / (loss) per share	34	0.09	(0.58)

The annexed notes 1 to 48 and Annexures I and II form an integral part of these financial statements.



Azmat Tarin
President & CEO



Munnawar Hamid, OBE
Chairman



Tariq Iqbal Khan
Director



Shamsul Hasan
Director

Statement of Comprehensive Income

For The Year Ended December 31, 2016

	Note	2016 Rupees in '000	2015
Profit / (loss) after taxation		738,553	(1,711,605)
Other comprehensive income			
Items that will not be reclassified to profit and loss account			
Remeasurement gain / (loss) on defined benefit plan	37.1.2	7,008	(13,541)
Related tax effect		(2,453)	4,739
		4,555	(8,802)
Comprehensive income / (loss) transferred to equity		743,108	(1,720,407)
Components of comprehensive income not reflected in equity			
Net change in fair value of available for sale securities		(59,204)	(49,506)
Related tax charge		20,722	17,327
		(38,482)	(32,179)

The annexed notes 1 to 48 and Annexures I and II form an integral part of these financial statements.



Azmat Tarin
President & CEO



Munnawar Hamid, OBE
Chairman



Tariq Iqbal Khan
Director



Shamsul Hasan
Director

Cash Flow Statement

For The Year Ended December 31, 2016

	Note	2016	2015
		Rupees in '000	
CASH FLOWS FROM OPERATING ACTIVITIES			
Profit / (Loss) before taxation		1,285,132	(1,839,702)
Less: Dividend income		(58,911)	(40,652)
		1,226,221	(1,880,354)
Adjustments for non-cash items			
Depreciation	12.2	353,860	357,813
Depreciation on non-banking assets acquired in satisfaction of claims	32	83,877	-
Amortization of intangible assets	12.4	81,439	86,106
Amortization of premium on investment		287,119	120,555
(Reversal) / provision against non-performing loans and advances - net	11.3	(9,007)	589,293
(Reversal) / provision against consumer financing	11.3	(37,253)	88,190
Impairment in the value of investments		23,684	45,373
Unrealized loss / (gain) on revaluation of investments - held for trading	10.1	488	(1,291)
Share of profit from associate	29	(17,822)	(13,041)
Other (reversals) / provisions	31	(305,359)	762,976
Gain on sale of operating fixed assets	29	(201,566)	(1,365)
		259,460	2,034,609
		1,485,681	154,255
Decrease / (increase) in operating assets			
Lendings to financial institutions		5,553,872	(3,260,444)
Net investments in held-for-trading securities		294,835	2,363,241
Advances		(3,682,161)	(2,784,813)
Other assets		(2,402,599)	(5,974,985)
		(236,053)	(9,657,001)
Increase / (decrease) in operating liabilities			
Bills payable		1,582,702	260,251
Borrowings		(3,034,480)	11,487,936
Deposits		5,689,842	12,327,326
Other liabilities		218,412	287,406
		4,456,476	24,362,919
		5,706,104	14,860,173
Income tax paid		(143,800)	(84,552)
Net cash flows from operating activities		5,562,304	14,775,621
CASH FLOWS FROM INVESTING ACTIVITIES			
Net investment in available-for-sale securities		(2,623,126)	(19,971,793)
Dividend received		54,490	43,198
Proceeds on disposal of operating fixed assets	12.6	590,092	49,593
Net investment in operating fixed assets		(428,396)	(425,505)
Net cash flows from investing activities		(2,406,940)	(20,304,507)
CASH FLOWS FROM FINANCING ACTIVITIES			
Redemption of Convertible Preference Shares		(2,200,000)	-
Profit paid on Convertible Preference Shares		(1,020,800)	-
Transaction cost on redemption of Convertible Preference Shares		(10,138)	-
Share issue cost		-	(172,881)
Proceeds from issuance of right shares		-	8,000,000
Finance lease obligation paid - net		(3,451)	(2,960)
Net cash flows from financing activities		(3,234,389)	7,824,159
(Decrease) / increase in cash and cash equivalents		(79,025)	2,295,273
Cash and cash equivalents at the beginning of the year		7,537,735	5,242,462
Cash and cash equivalents at the end of the year	35	7,458,710	7,537,735

The annexed notes 1 to 48 and Annexures I and II form an integral part of these financial statements.



Azmat Tarin
President & CEO



Munnawar Hamid, OBE
Chairman



Tariq Iqbal Khan
Director



Shamsul Hasan
Director

Statement of Changes In Equity

For The Year Ended December 31, 2016

Note	Share capital	Discount on issue of shares	Statutory reserves*	Advance against shares subscription	Convertible Preference Shares	Accumulated loss	Total equity
	Rupees in '000						
Balance as at January 01, 2015	26,716,048	(13,284,674)	180,134	2,000,000	2,200,000	(9,444,123)	8,367,385
Total comprehensive income for the year 2015							
Loss after tax for the year ended December 31, 2015	-	-	-	-	-	(1,711,605)	(1,711,605)
Other comprehensive loss	-	-	-	-	-	(8,802)	(8,802)
	-	-	-	-	-	(1,720,407)	(1,720,407)
Share subscription money for issue of right shares	-	-	-	8,000,000	-	-	8,000,000
Issuance of right shares at discount	51,282,051	(43,282,051)	-	(8,000,000)	-	-	-
Share issue cost	-	-	-	-	-	(172,881)	(172,881)
Transfer from surplus on revaluation of fixed assets on account of incremental depreciation - net of tax	-	-	-	-	-	2,495	2,495
Balance as at December 31, 2015	77,998,099	(56,566,725)	180,134	2,000,000	2,200,000	(11,334,916)	14,476,592
Total comprehensive income for the year 2016							
Profit after tax for the year ended December 31, 2016	-	-	-	-	-	738,553	738,553
Other comprehensive income	-	-	-	-	-	4,555	4,555
	-	-	-	-	-	743,108	743,108
Redemption of Convertible Preference Shares including profit	21	-	-	-	(2,200,000)	(1,020,800)	(3,220,800)
Transaction cost redemption of Convertible Preference Shares	21	-	-	-	-	(10,138)	(10,138)
Transfer to statutory reserves	-	-	147,711	-	-	(147,711)	-
Transfer from surplus on revaluation of fixed assets on account of incremental depreciation - net of tax	22.2	-	-	-	-	13,346	13,346
Balance as at December 31, 2016	77,998,099	(56,566,725)	327,845	2,000,000	-	(11,757,111)	12,002,108

* Statutory reserves represent amount set aside as per requirements of section 21 of the Banking Companies Ordinance, 1962.

The annexed notes 1 to 48 and Annexures I and II form an integral part of these financial statements.



Azmat Tarin
President & CEO



Munnawar Hamid, OBE
Chairman



Tariq Iqbal Khan
Director



Shamsul Hasan
Director

Notes to the Financial Statements

For The Year Ended December 31, 2016

1. STATUS AND NATURE OF BUSINESS

1.1 Silkbank Limited ("the Bank") was incorporated in Pakistan on April 04, 1994 as a public limited company under the Companies Ordinance, 1984. The Bank commenced commercial operations on May 07, 1995. The Bank's shares are quoted on Pakistan Stock Exchange Limited. The Bank is engaged in banking services as described in the Banking Companies Ordinance, 1962. The Bank operates through 88 branches (2015: 88 branches) including 10 (2015: 10) Islamic banking branches in Pakistan. The Bank's registered office is located at Silkbank Building, Kaghan Road, F-8 Markaz, Islamabad. The short-term and long-term credit ratings of the Bank rated by JCR-VIS Credit Rating Company Limited in June 2016 are 'A-2' and 'A-' respectively.

1.2 Major shareholders of the Bank as on December 31, 2016 are Sinthos Capital (comprising of Mr. Shaukat Tarin, Mr. Sadeq Sayeed and Mr. Azmat Tarin), Arif Habib Corporation Limited, International Finance Corporation (IFC), Nomura European Investment Limited, Bank Muscat S.A.O.G and Mr. Zulqarnain Nawaz Chatta / Mr. Zubair Nawaz Chatta of Gourmet Group.

1.3 In order to meet the capital requirements prescribed by the State Bank of Pakistan (SBP), the Bank in 2014, had announced Rights Issue of Rs. 10 billion through issuance of 6,410,256,410 rights shares at Rs. 1.56 per share (at a discount of Rs. 8.44 per share). The Bank received Rs. 10 billion (including Rs. 2 billion received in December 2014 from certain investors) in its rights shares Subscription Account (maintained with the Bank) out of which the Bank has issued shares for Rs. 8 billion in the financial year ended December 31, 2015.

The amount of Rs. 2 billion received from certain investors in December 2014 is being reported in the financial statements as 'advance against shares subscription' and is being considered by the Bank for the purpose of MCR and CAR, as allowed by SBP from time to time. The Bank was not able to issue shares to aforementioned investors because at the advice of SBP, the Bank carried out due diligence of investors including seeking NOC from the relevant authorities and during such due diligence certain objections were raised by the authorities for some of the investors. Subsequently, the Bank through its letter no. CS-181/SBP/2016 dated May 19, 2016 forwarded the issues raised by the authority to SBP to seek their decision on issuance of shares against the advance received. SBP advised the Bank to decide the matter in light of Bank's internal policies, direction from the Board and compliance with all applicable laws, rules and regulations. The Bank through its letter no. CS-308/SBP/2016 dated November 02, 2016 informed SBP that the Board in its meeting held on October 28, 2016 has decided to issue shares to alternative members of the same family of investors having clean record and that the proper due diligence of the new shareholders will be conducted by the Bank before issuance of shares.

SBP through its letter no. BPRD/BA&CP/644/604/2017 dated January 09, 2017 while allowing the Bank to consider the above amount of Rs. 2 billion for CAR and MCR purposes till December 31, 2016, approved the decision of the Board to issue shares to the alternative investors and advised the Bank to conduct due diligence of the prospective / alternate investors on its own and ensure their propriety in the light of applicable laws, rules and regulations. The Bank was also advised to complete the process of issuance of shares to prospective / alternate investors by January 31, 2017. Accordingly, the Bank has issued 1,282,051,282 shares against the subscription amount of Rs. 2 billion to four investors on January 13, 2017.

As at December 31, 2016, the capital of the Bank (net of losses and discount on shares) amounted to Rs. 11.67 billion including advance against shares subscription of Rs. 2 billion and excluding general reserves of Rs. 327.85 million. Further, the CAR of the Bank as disclosed in note 42 is 10.67%.

2. BASIS OF PRESENTATION

2.1 In accordance with the directives of the Federal Government regarding the shifting of the banking system to Islamic modes, the SBP has issued various circulars from time to time. Permissible forms of trade-related modes of financing include purchase of goods by the banks from their customers and immediate resale to them at appropriate mark-up in price on deferred payment basis. The purchases and sales arising under these arrangements are not reflected in these financial statements as such but are restricted to the amount of facility actually utilised and the appropriate portion of mark-up thereon.

2.2 The Islamic Banking branches of the Bank have complied with the requirements set out under the Islamic Financial Accounting Standards issued by the Institute of Chartered Accountants of Pakistan (ICAP) and notified under the provisions of the Companies Ordinance, 1984 except for the adoption of IFAS 3 'Profit & Loss Sharing on Deposits' as disclosed in note 3.4.

2.3 The financial results of the Islamic Banking branches have been included in these financial statements for reporting purposes, after eliminating material inter-branch transactions / balances. Key financial figures of the Islamic Banking branches are disclosed in Annexure II to these financial statements.

2.4 These financial statements have been prepared in Pakistani Rupee which is the functional and presentation currency of the Bank. The amounts are rounded off to the nearest thousand rupee, unless otherwise stated

3. STATEMENT OF COMPLIANCE

3.1 These financial statements have been prepared in accordance with approved accounting standards as applicable in Pakistan. Approved

Notes to the Financial Statements

For The Year Ended December 31, 2016

Accounting Standards comprise of such International Financial Reporting Standards (IFRS) issued by the International Accounting Standards Board (IASB) and Islamic Financial Accounting Standards (IFAS) issued by the Institute of Chartered Accountants of Pakistan (ICAP), as are notified under the Companies Ordinance, 1984, provisions of and directives issued under the Companies Ordinance, 1984, the Banking Companies Ordinance, 1962 and the directives issued by SBP and the Securities and Exchange Commission of Pakistan (SECP). In case requirements differ, the provisions of and directives issued under the Companies Ordinance, 1984, the Banking Companies Ordinance, 1962 and the directives issued by SBP and SECP shall prevail.

- 3.2** The SBP has deferred the applicability of International Accounting Standard (IAS) 39, 'Financial Instruments: Recognition and Measurement' and IAS 40, 'Investment Property' for Banking Companies through BSD Circular No. 10 dated August 26, 2002. Further, the SECP has deferred the applicability of IFRS-7 'Financial Instruments: Disclosures' on banks through S.R.O. 411(1) / 2008 dated April 28, 2008. Accordingly, the requirements of these standards have not been considered in the preparation of these financial statements. However, investments have been classified and valued in accordance with the requirements prescribed by the SBP through various circulars.
- 3.3** IFRS 8, 'Operating Segments' is effective for the Bank's accounting periods beginning on or after January 1, 2009. All banking companies in Pakistan are required to prepare their annual financial statements in line with the format prescribed under BSD Circular No. 4 dated February 17, 2006, 'Revised Forms of Annual Financial Statements' (as updated from time to time), effective from the accounting year ended December 31, 2006. The management of the Bank believes that as the SBP has defined the segment categorisation in the above mentioned circular, the SBP requirements prevail over the requirements specified in IFRS 8. Accordingly, segment information disclosed in these financial statements is based on the requirements laid down by the SBP.
- 3.4** The State Bank of Pakistan through BPRD Circular No. 04 of 2015 dated February 25, 2015 has deferred applicability of Islamic Financial Accounting Standard-3 for Profit & Loss Sharing on Deposits (IFAS-3) issued by the ICAP and notified by the SECP, vide their SRO No. 571 of 2013 dated June 12, 2013 for Institutions offering Islamic Financial Services (IFS). The standard will result in certain new disclosures in the financial statements of the Bank.

4. STANDARDS, AMENDMENTS AND INTERPRETATIONS OF APPROVED ACCOUNTING STANDARDS

4.1 Amendments to published approved accounting standards that are effective in the current year

The following amendments to published approved accounting standards are effective from January 1, 2016. These amendments are, either not relevant to the Bank's operations or are not expected to have significant impact on the Bank's financial statements other than certain additional disclosures.

- Amendments to IFRS 5 'Non-current Assets Held for Sale and Discontinued Operations': Clarification regarding changes in the method of disposal of an asset.
- Amendments to IFRS 10 'Consolidated Financial Statements', IFRS 12 'Disclosure of Interests in Other Entities' and IAS 28 (Revised 2011) 'Investments in Associates and Joint Ventures': Application of consolidation exception
- Amendments to IFRS 11 'Joint Arrangements': Accounting for acquisitions of an interest in a joint operation
- Amendments to IAS 1 'Presentation of Financial Statements': Amendments resulting from the disclosure initiative
- Amendments to IAS 16 'Property, Plant and Equipment' and IAS 41 'Agriculture': Bringing bearer plants in scope of IAS 16.
- Amendments to IAS 16 'Property, Plant and Equipment' and IAS 38 'Intangible Assets': Clarification on acceptable methods of depreciation and amortisation.
- Amendments to IAS 19 'Employee Benefits': Clarification that the same currency bonds be used to determine the discount rate in which benefits are to be paid.
- Amendments to IAS 27 (Revised 2011) 'Separate Financial Statements': Use of equity method to account for investments in subsidiaries, joint ventures and associates in separate financial statements.
- Amendments to IAS 34 'Interim Financial Reporting': Clarification related to certain disclosures, i.e., if they are not included in the notes to interim financial statements and disclosed elsewhere should be cross referred.

4.2 New accounting standards, interpretations and amendments to published approved accounting standards that are not yet effective

The following new accounting standards, interpretations and amendments to approved accounting standards are effective for accounting periods, beginning on or after the date mentioned against each of them. These amendments are either not relevant to the Bank's operations or are not expected to have significant impact on the Bank's financial statements other than certain additional disclosures:

Notes to the Financial Statements

For The Year Ended December 31, 2016

	Effective from annual periods beginning on or after
- Amendments to IFRS 2 'Share-based Payment': Clarification of the classification and measurement of share-based payment transactions	January 1, 2018
- Amendments to IAS 7 'Statement of Cash Flows': Amendments as result of the disclosure initiative	January 1, 2017
- Amendments to IAS 12 'Income Taxes': Recognition of deferred tax assets for unrealised losses	January 1, 2017
- Amendments to IAS 40 'Investment Property': Clarification on transfers of property to or from investment property	January 1, 2018
- IFRIC 22 'Foreign Currency Transactions and Advance Consideration': Provides guidance on transactions where consideration against non-monetary prepaid asset / deferred income is denominated in foreign currency	January 1, 2018
In addition to the above, the following new standards have been issued by IASB which are yet to be notified by the SECP for the purpose of applicability in Pakistan.	
- IFRS 1 'First Time Adoption of International Financial Reporting' Standards	
- IFRS 9 'Financial Instruments'	
- IFRS 14 'Regulatory Deferral Accounts'	
- IFRS 15 'Revenue from Contracts with Customers'	
- IFRS 16 'Leases'	

5. BASIS OF MEASUREMENT

These financial statements have been prepared under the historical cost convention, except that certain fixed assets and non-banking assets acquired under satisfaction of claims are stated at revalued amounts less accumulated depreciation and accumulated impairment losses (where applicable) and certain investments and derivative financial instruments have been measured at fair value.

5.1 Use of critical accounting estimates and judgments

The preparation of these financial statements in conformity with approved accounting standards requires management to make judgments, estimates and assumptions that affect the reported amounts of assets, liabilities, income and expenses. It also requires management to exercise judgment in the application of its accounting policies. The estimates and assumptions are based on historical experience and various other factors that are believed to be reasonable under the circumstances. These estimates and assumptions are reviewed on an ongoing basis. Revisions to accounting estimates are recognized in the period in which the estimate is revised if the revision affects only that period, or in the period of revision and future periods if the revision affects both current and future periods.

The areas where various assumptions and estimates are significant to the Bank's financial statements or where judgment was exercised in application of accounting policies are as follows:

5.1.1 Provision against non-performing loans and advances and debt securities

The Bank reviews its loan portfolio and debt securities (classified as investments) to assess the amount of non-performing loans and advances and debt securities and determine provision required there-against on regular basis. While assessing this requirement, various factors including the past dues, delinquency in the account, financial position of the borrower, the forced sale value of collateral held and requirements of the Prudential Regulations are considered, except for loans and advances where relaxation has been allowed by SBP. For portfolio impairment provision on consumer advances and small enterprise finance, the Bank follows the general provision requirements set out in Prudential Regulations issued by the SBP.

5.1.2 Fair value of derivatives

The fair value of derivatives which are not quoted in active markets are determined by using valuation techniques. The valuation techniques take into account the relevant interest rates in-effect at the reporting date and the rates contracted.

Notes to the Financial Statements

For The Year Ended December 31, 2016

5.1.3 Classification of investments

In classifying investments, the Bank follows the guidance provided in SBP circulars:

- Investments classified as 'held-for-trading' are securities which are acquired with an intention to trade by taking advantage of short term market / interest rate movements and are to be sold within 90 days of acquisition.
- Investments classified as 'held-to-maturity' are non-derivative financial assets with fixed or determinable payments and fixed maturity. In making this judgment, the Bank evaluates its intention and ability to hold such investment to maturity.
- The investments which are not classified as 'held-for-trading' or 'held-to-maturity' are classified as 'available-for-sale'.

5.1.4 Impairment of 'available-for-sale' equity investments

The Bank determines that 'available-for-sale' equity investments are impaired when there has been a significant or prolonged decline in the fair value below their cost. The determination of what is significant or prolonged requires judgment. In making this judgment, the Bank evaluates, among other factors, the normal volatility in share price. In addition, the impairment may be appropriate when there is an evidence of deterioration in the financial health of the investee, industry and sector performance, changes in technology and operational / financial cash flows.

5.1.5 Defined benefit plan

The liability of the defined benefit plan (gratuity) is determined using actuarial advice using the Projected Unit Credit Method. The actuarial valuation involves making certain actuarial assumptions as disclosed in note 37. Actuarial assumptions are entity's best estimates of the variables that will determine the ultimate cost of providing post-employment benefits. Changes in these assumptions in future years may affect the liability / asset under the plan in those years.

5.1.6 Income taxes

In making the estimates for income taxes currently payable by the Bank, the management looks at the current income tax laws and the decisions of appellate authorities on certain issues in the past. For recovery of deferred tax asset recognised on unused tax losses, management projects and determines future taxable profits that are probable and will be available against which these unused tax losses can be utilised.

5.1.7 Depreciation, amortisation and revaluation of operating fixed assets

In making estimates of the depreciation / amortisation method, management uses the method which reflects the pattern in which economic benefits are expected to be consumed by the Bank. The method applied is reviewed at each financial year-end and if there is a change in the expected pattern of consumption of the future economic benefits embodied in the assets, the method is changed to reflect the change in pattern. Such change is accounted for as change in accounting estimate in accordance with International Accounting Standard - 8, "Accounting Policies, Changes in Accounting Estimates and Errors". Further, the Bank estimates the revalued amount of land and buildings on a regular basis. The estimates are based on valuations carried out by independent professional valuers under the market conditions.

5.1.8 Fair value hierarchy of assets and liabilities

The fair value of the assets and liabilities is the price that would be received to sell an assets or paid to transfer a liability in an orderly transaction between market participants at the measurement date. The Bank categorizes fair value measurements with in the following fair value hierarchy:

- Level 1**
These are quoted prices (unadjusted) in active markets for identical assets or liabilities that the Bank can access at the measurement date.
- Level 2**
These are inputs other than quoted prices included within Level 1 inputs that are observable for asset or liability, either directly or indirectly.
- Level 3**
These are unobservable inputs for the asset or liability.

Notes to the Financial Statements

For The Year Ended December 31, 2016

5.1.9 Depreciation, amortisation and revaluation of non-banking assets acquired under satisfaction of claims

In making estimates of the depreciation method for non-banking assets acquired under satisfaction of claims, management uses the method which is consistent with depreciation method of operating fixed assets. Further, the Bank estimates the revalued amount of land and buildings on a regular basis. The estimates are based on valuations carried out by independent professional valuers listed on the panel of Pakistan Bank's Association, under the market conditions.

6. SUMMARY OF SIGNIFICANT ACCOUNTING POLICIES

The principal accounting policies applied in the preparation of these financial statements are set out below. These policies have been applied consistently to all years presented except for the following:

Non-Banking assets acquired in satisfaction of claims

Effective January 1, 2016, the Bank has changed its accounting policy prospectively for recording of non-banking assets acquired in satisfaction of claims to comply with the requirements of the 'Regulations for Debt Property Swap' (DPS Regulations) issued by SBP vide its BPRD Circular No. 1 of 2016, dated January 1, 2016. Non-banking assets acquired in satisfaction of claims are now carried at cost less accumulated depreciation and impairment, if any. Previously, non-banking assets acquired in satisfaction of claims were carried at cost less impairment, if any. Further, legal fees, transfer costs and direct costs of acquiring title to property is charged to profit and loss account and not capitalized (as was done previously).

Regulation 9 of DPS Regulations also require that the assets shall be revalued and in case of revaluation surplus arising out of such revaluation, the same shall be transferred to 'Surplus on Revaluation of Fixed Assets Account', as required under Section 235 of the Companies Ordinance, 1984 SBP through its email dated February 28, 2017, has allowed exemption to the Bank from the requirement of Regulation 9 in the books of accounts for the financial year ended December 31, 2016 subject to compliance with all other applicable laws and regulations. Therefore, the Bank has not recognized revaluation surplus arising on revaluation of non-banking assets acquired in satisfaction of claims carried out during the year, based on such exemption.

Had there been no change in accounting policy, the net book value of non-banking assets acquired in satisfaction of claims would have been higher by Rs. 137 million and depreciation expense and legal and professional charges would have been lower by Rs. 83 million and Rs. 54 million respectively. There is no impact on surplus on revaluation due to the exemption provided by SBP.

6.1 Cash and cash equivalents

Cash and cash equivalents comprise cash and balances with treasury banks, balances with other banks in current and deposit accounts.

6.2 Lendings to / borrowings from financial institutions

The Bank enters into transactions of borrowings (re-purchase) from and lendings (reverse re-purchase) to financial institutions at contracted rates for a specified period of time. These are recorded as under:

6.2.1 Sale under repurchase obligations (repo)

Securities sold subject to a re-purchase agreement (repo) are retained in the financial statements as investments and the counter party liability is included in borrowings. The differential in sale and re-purchase value is accrued over the period of the agreement and recorded as expense.

6.2.2 Purchase under resale obligations (reverse repo)

Securities purchased under agreement to resell (reverse repo) are included in lendings to financial institutions. The differential between the contracted price and resale price is amortised over the period of the agreement and recorded as income

Securities held as collateral are not recognised in the financial statements, unless these are sold to third parties, in which case the obligation to return them is recorded at fair value as a trading liability under borrowings from financial institutions.

Notes to the Financial Statements

For The Year Ended December 31, 2016

6.2.3 Other lendings

Other lendings include term lendings and unsecured lendings to financial institutions.

All lendings are stated net of provision, if any. Mark-up / interest income on such lendings is recorded on time proportion basis using effective interest rate method except mark-up on impaired / delinquent lendings, which are recognised on receipt basis.

6.2.4 Other borrowings

Other borrowings including borrowings from SBP are recorded at proceeds received. Mark-up expense on such borrowings is charged to the profit and loss account on time proportion basis using effective interest method.

6.3 Trade and settlement date accounting

All "regular way" purchases and sales of financial assets are recognised on the trade date, i.e., the date that the Bank commits to purchase or sell the assets. Regular way purchases or sales are purchases or sales of financial assets that require delivery of assets within the time frame generally established by regulations or conventions in the market place.

6.4 Investments

The Bank classifies its investments as follows:

a) Held-for-trading

These are securities which are either acquired for generating profit from short-term fluctuations in market prices, interest rate movements, dealers' margin or are securities included in a portfolio in which a pattern of short-term profit taking exists.

b) Held-to-maturity

These are securities with fixed or determinable payments and fixed maturity in respect of which the Bank has the positive intent and ability to hold to maturity.

c) Available-for-sale

These are investments, other than investment in associate, which do not fall under the "held-for-trading" or "held-to-maturity" categories.

6.4.1 Initial measurement

Investments are initially recognised at acquisition cost, which in case of investments other than "held-for-trading" includes transaction costs associated with the investments.

6.4.2 Subsequent measurement

Held-for-trading

These are measured at subsequent reporting dates at fair value. Gains and losses on re-measurement are included in the profit and loss account.

Held-to-maturity

These are measured at amortised cost using the effective interest rate method, less any impairment loss recognised to reflect irrecoverable amounts.

Available-for-sale

Quoted securities classified as available-for-sale investments are measured at subsequent reporting dates at fair value. Any surplus / deficit arising thereon is kept in a separate account shown in the statement of financial position below equity and taken to the profit and loss account when actually realised upon disposal or when the investment is considered to be impaired.

Unquoted equity securities are valued at the lower of cost and break-up value. The break-up value of these equity securities is calculated with reference to the net assets of the investee company as per the latest available audited financial statements. A decline in the carrying value is charged to the profit and loss account. A subsequent increase in the carrying value, upto the cost of investment, is credited to the profit and loss account. Investments in other unquoted securities are valued at cost less impairment losses, if any.

Notes to the Financial Statements

For The Year Ended December 31, 2016

6.4.3 Investment in associates

Investment in associates in which the Bank has significant influence, but not control, over the financial and operating policies are accounted for using the equity method.

Companies where there are common directors but the Bank does not have significant influence are accounted for as ordinary investments.

6.4.4 Gains or losses on disposal of investments are included in the profit and loss account.

6.4.5 Provision for diminution in the value of securities (except Participation Term Certificates and Term Finance Certificates) is made after considering impairment, if any, in their value. Impairment is recognised when there is an objective evidence of significant and prolonged decline in the value of such securities. Provisions for diminution in the value of debentures, Participation Term Certificates and Term Finance Certificates are made as per the requirements of the Prudential Regulations issued by the SBP.

6.5 Advances

Advances including Islamic financing are stated net of specific and general provisions. Specific and general provisions against advances are determined on the basis of Prudential Regulations and other directives issued by the SBP and charged to the profit and loss account. Provisions are held against identified as well as unidentified losses. Advances are written off when there are no realistic prospects of recovery.

6.5.1 Murabaha

Murabaha financings are reflected as receivables at the invoiced amount. The profit on that sale revenue not due for payment is deferred by recording a credit to the "Deferred Murabaha Income" account. Profit is taken to the profit and loss account over the period of the Murabaha. Goods purchased but remaining unsold at the reporting date are recorded as inventories.

6.5.2 Diminishing musharaka

In Diminishing musharaka financing, the Bank enters into Musharakah based on Shirkat-ul-milk for financing an agreed share of fixed asset (e.g. house, land, plant or machinery) with its customers and enters into periodic profit / rental payment agreement for the utilisation of the Bank's Musharaka share by the customer.

6.5.3 Musawamah

Musawamah financings are reflected as receivables at the invoiced amount. The profit on that sale revenue not due for payment is deferred by recording a credit to the "Deferred Musawamah Income" account. Profit is taken to the profit and loss account over the period of the Musawamah.

6.6 Operating fixed assets

6.6.1 Property and equipment

a) Owned assets

An item of property and equipment is initially recognised at cost which is equal to the fair value of consideration paid at the time of acquisition or construction of the asset.

Measurement subsequent to initial recognition

Property and equipment other than land and buildings are stated at cost less accumulated depreciation and accumulated impairment losses, if any. Cost includes expenditure that is directly attributable to the acquisition of fixed assets.

Land is stated at its revalued amount whereas buildings are stated at revalued amount less accumulated depreciation and accumulated impairment losses, if any.

Subsequent costs are included in the assets' carrying amount or recognised as a separate asset, as appropriate, only when it is probable that future economic benefits associated with the item will flow to the Bank and the cost of the item can be measured reliably. Maintenance and normal repairs are charged to the profit and loss account as and when incurred. Major renewals and improvements are capitalised and the assets so replaced, if any, are retired.

Surplus arising on revaluation is credited to the "Surplus on Revaluation of Fixed Assets" account. Deficit arising on subsequent revaluation of fixed assets is adjusted against the balance in the above-mentioned surplus account as allowed under the provisions of the Companies

Notes to the Financial Statements

For The Year Ended December 31, 2016

Ordinance, 1984. The surplus on revaluation of fixed assets to the extent of incremental depreciation charged on the related assets is transferred to equity.

Gains or losses on disposal of assets are taken to income currently, except that the related surplus on revaluation of fixed assets (net of deferred tax) is transferred directly to unappropriated profit / accumulated loss.

Depreciation

Depreciation is computed over the useful lives of the related assets using straight line method so as to write down the cost of assets to their residual values over their estimated useful lives at the rates given in note 12 to these financial statements. Depreciation on additions during the year is charged from the month of acquisition. Depreciation on disposals during the year is charged for the proportionate period with respect to number of months during which the assets remained in use. Same basis and estimates for depreciation are applied to owned assets and assets subject to finance lease.

Useful lives and residual values of assets are reviewed at each reporting date and adjusted if impact on depreciation is significant.

b) Leased assets

Assets held under finance lease are stated at cost less accumulated depreciation and accumulated impairment loss, if any. The outstanding obligations under the lease arrangements are shown as a liability net of finance charges allocable to future periods. Depreciation on assets held under finance lease is charged in a manner consistent with that for depreciable assets which are owned by the Bank.

Finance charges are allocated to accounting periods so as to provide a constant periodic rate of return on the outstanding liability.

6.6.2 Capital work-in-progress

Capital work-in-progress is stated at cost less accumulated impairment losses, if any. These are transferred to relevant category of property and equipment as and when the assets become available for use.

6.6.3 Intangible assets

These include computer software and are recorded initially at cost and subsequently stated at cost less any accumulated amortisation and accumulated impairment losses, if any.

These are amortised over their finite useful lives and amortisation is charged to the profit and loss account using the straight line method so as to write down the cost of the assets to their residual values over their estimated useful lives at the rates given in note 12 to these financial statements. Amortisation is charged from the month of acquisition. The useful lives and amortisation method are reviewed and adjusted, if appropriate, at each reporting date.

Costs associated with maintenance of computer software are recognised as an expense as and when incurred

6.7 Income taxes

Income tax expense comprises of current and deferred tax. Income tax expense is recognised in the profit and loss account except to the extent that it relates to items recognised directly in equity, in which case it is recognised in equity.

6.7.1 Current

Provision for current taxation is based on taxable income for the year determined in accordance with the prevailing laws for taxation on income earned. The current tax expense is calculated using prevailing tax rates or tax rates expected to apply to the taxable profits for the year at enacted tax rates. The charge for the current tax also includes adjustments, where considered necessary, relating to prior years arising from assessments made during the year for such years.

6.7.2 Deferred

Deferred tax is recognised using the balance sheet liability method on all temporary differences between the amounts attributed to assets and liabilities for financial reporting purposes and amounts used for taxation purposes. In addition, the Bank also records deferred tax assets on available tax losses. Deferred tax is calculated at the rates that are expected to apply to the period when the differences reverse, based on tax rates that have been enacted or substantively enacted at the date of statement of financial position.

A deferred tax asset is recognised only to the extent that it is probable that future taxable profits will be available against which the asset can be utilised. Deferred tax assets are reduced to the extent that it is no longer probable that the related tax benefit will be realised.

Notes to the Financial Statements

For The Year Ended December 31, 2016

The Bank also recognises deferred tax asset / liability on deficit / surplus on revaluation of fixed assets and securities which is adjusted against the related deficit / surplus in accordance with the requirements of IAS 12 "Income Taxes".

6.8 Impairment of non-financial assets

At each reporting date, the Bank reviews the carrying amounts of its non-financial assets other than deferred tax asset to determine whether there is an indication that those assets have suffered an impairment loss. If any such indication exists, the recoverable amount of assets is estimated in order to determine the extent of the impairment loss, if any. Recoverable amount is the greater of net selling price and value in use. Whenever the recoverable amount of an asset is estimated to be less than its carrying amount, the carrying amount of the asset is reduced to its recoverable amount and an impairment loss is taken to the profit and loss account except for impairment loss on revalued assets, which is adjusted against the related revaluation surplus to the extent that the impairment loss does not exceed the surplus on revaluation.

6.9 Provisions

Provisions are recognised when the Bank has a legal or constructive obligation as a result of past events and it is probable that an outflow of resources will be required to settle the obligation and a reliable estimate of the amount can be made. Provisions are reviewed at each reporting date and are adjusted to reflect the current best estimates.

Provision against identified non-funded losses is recognised when identified and reasonable certainty exists for the Bank to settle the obligation. The loss is charged to the profit and loss account net of expected recovery and is classified under "other liabilities".

6.10 Staff retirement benefits

6.10.1 Defined contribution plan

The Bank operates an approved funded provident fund scheme for all its permanent employees. Equal monthly contributions are made, both by the Bank and its employees, to the fund at the rate of 8.33 percent of basic salaries of employees.

6.10.2 Defined benefit plan

The Bank operates an approved gratuity scheme for all its regular employees. Beginning from January 01, 2005, the entitlement of the employees commences on the completion of five years of service with the Bank. Projected Unit Credit Actuarial Cost Method has been used for actuarial valuation.

Re-measurement component, which is the net of actuarial gains and losses, is immediately recognised in other comprehensive income, whereas, service costs and net interest income / (expense) are charged to the profit and loss account.

6.10.3 Benefits for outsourced staff

The entitlement of outsourced employees is based on number of years of service. Upon completion of 1 year of service, gratuity expense equivalent to a month's salary (withdrawn) is accrued. After the first year, expense equivalent to a month's salary is further accrued in each year if the employee remains in service for major part of the year (181 days or more). Payments against liability are made to outsourcing agencies when eligible employee leaves service. Unpaid expense is included in "Other Liabilities".

6.11 Revenue recognition

- Mark -up / return / interest on advances and investments is recognised on accrual basis that takes into account effective yield on the assets except in case of advances classified under the Prudential Regulations issued by the SBP (as amended from time to time) on which mark-up / return / interest is recognised on receipt basis. Mark-up / return / interest on rescheduled / restructured advances and investments is recognised in accordance with the directives of the SBP.
- Profit on Diminishing Musharakah financings is recognised on accrual basis.
- Profit on Sukuk is recognised on accrual basis.
- Fees, brokerage and commission on letters of credit / guarantee and other services are amortised over the tenure of the respective facility, whereas account maintenance and service charges are recognised when realised.
- Dividend income is recognised when the right to receive the dividend is established.
- Gain / (loss) on sale of investments is credited / charged to the profit and loss account currently.

Notes to the Financial Statements

For The Year Ended December 31, 2016

6.12 Non-Banking Assets acquired in satisfaction of claims / Other real estate owned (OREO)

At the time of acquisition of non-banking asset, it is recognized on the basis of value determined by independent evaluators on the panel of PBA. At the time of settlement, The Bank carries out valuation report as per following criteria;

- For outstanding loans exceeding Rs. 2 million, only self-assessment is carried out.
- At least one valuation report for transaction amount up to Rs. 20 million,
- At least two valuation report for transaction amount up to Rs. 50 million,
- At least three valuation report for transaction amount of more than 50 million.

Settlement value use for acquisition of non-banking assets is based on market value as per valuation report, however, settlement value is restricted to average of lowest two valuation reports obtained as per above criteria. Land acquired as non-banking assets is recorded in statement of financial position only when it is transferred in the name of the Bank and recorded in revenue records.

Provision against non-performing advances and suspended mark-up / return / interest is reversed on acquisition of non-banking assets, however, suspended mark-up is taken into profit and loss account only when it is realized in cash through sale of non-banking asset or otherwise.

Subsequent to initial recognition, these are stated at fair value less accumulated depreciation and impairment loss, if any.

Depreciation on non-banking assets is calculated in line with the depreciation method used for same class of assets in operating fixed assets.

Gains and losses on disposal of non-banking assets are recognised in the profit and loss account when the risks and rewards are transferred to the buyer.

6.13 Foreign currencies

6.13.1 Foreign currency transactions

Transactions in foreign currencies are translated to Rupees at the foreign exchange rates prevailing on the transaction date. Monetary assets and liabilities in foreign currencies are expressed in Rupee terms at the rates of exchange prevailing on the reporting date. Non-monetary assets and liabilities are translated using exchange rates that prevailed when the values were determined. Translation gains and losses are included in income currently.

Forward contracts other than contracts with the State Bank of Pakistan relating to foreign currency deposits are valued at forward rates applicable to the respective maturities of the relevant foreign exchange contract.

Forward purchase contracts with the State Bank of Pakistan relating to foreign currency deposits are valued at the spot rate prevailing on the reporting date. The forward cover fee payable on such contracts is amortised over the term of the contracts.

6.13.2 Contingencies and commitments

Commitments for outstanding forward foreign exchange contracts disclosed in these financial statements are translated at contracted rates. Contingent liabilities / commitments for letters of credit and letters of guarantee denominated in foreign currencies are expressed in rupee terms at the rates of exchange prevailing at the reporting date.

6.14 Financial instruments

6.14.1 Financial assets and liabilities

Financial assets and financial liabilities carried on the statement of financial position include cash and balances with treasury banks, balances with other banks, lendings to financial institutions, investments (excluding investment in associate), advances, certain other assets, borrowings from financial institutions, deposits, bills payable, liabilities against assets subject to finance lease and other liabilities. The particular recognition methods adopted for significant financial assets and financial liabilities are disclosed in the individual policy statements associated with them.

6.14.2 Derivative financial instruments

Derivative financial instruments are initially recognised at fair value on the date on which the derivative contract is entered into and are

Notes to the Financial Statements

For The Year Ended December 31, 2016

subsequently re-measured at fair value using valuation techniques. All derivative financial instruments are carried as assets when fair value is positive and liabilities when fair value is negative. Any change in the fair value of derivative financial instruments is taken to the profit and loss account.

6.15 Off-setting

Financial assets and financial liabilities are set-off and the net amount is reported in the financial statements when there is legally enforceable right to set-off and the Bank intends either to settle on a net basis or to realise the assets and to settle the liabilities simultaneously.

6.16 Segment reporting

A segment is a distinguishable component of the Bank that is engaged either in providing products or services (business segment), or in providing products or services within a particular economic environment (geographical segment), which is subject to risks and rewards that are different from those of the other segments. Segment information is presented as per the Bank's functional structure and guidance of the SBP. Following are the main business segments of the Bank:

6.16.1 Business segments

Wholesale Banking

Deposits, trade and other lending activities for corporates and financial institutions.

Treasury

This segment undertakes the Bank's treasury, money market and capital market activities. Treasury manages the asset and liability mix of the Bank and provides customers with products that meet their demand for management of liquidity, cash flow, interest rate fluctuations and foreign exchange risks.

Consumer / SME Banking

Wealth management, deposits, mortgages, auto finance, unsecured lending and SME lending (including SME trade).

All assets, liabilities, off balance sheet items and items of income and expenses are distributed in primary segments in accordance with the core functions performed by the business groups.

6.16.2 Geographical segment

The Bank conducts all its operations in Pakistan.

6.17 Deposits

Deposits are initially recorded at the amount of proceeds received. Mark-up accrued on deposits is recognised separately as part of other liabilities and is charged to the profit and loss account on a time proportionate basis.

6.18 Share capital

Ordinary shares are classified as equity and recognized at their face value. Discount on issue of shares is separately reported in statement of changes in equity. Incremental costs directly attributable to the issue of new shares are shown in equity as a deduction, net of tax, from the proceeds.

6.19 Earnings per share

The Bank presents basic and diluted earnings per share (EPS). Basic EPS is calculated by dividing the profit or loss attributable to ordinary shareholders of the Bank by the weighted average number of ordinary shares outstanding during the year. Diluted EPS is determined by adjusting the profit or loss attributable to ordinary shareholders and the weighted average number of ordinary shares outstanding for the effects of all dilutive potential ordinary shares, if any.

6.20 Fiduciary assets

Assets held in fiduciary capacity are not treated as assets of the Bank in the statement of financial position.

Notes to the Financial Statements

For The Year Ended December 31, 2016

	Note	2016	2015
		Rupees in '000	
7. CASH AND BALANCES WITH TREASURY BANKS			
In hand			
Local currency	7.1	1,870,307	1,607,864
Foreign currencies		283,774	641,176
		2,154,081	2,249,040
With State Bank of Pakistan (SBP) in	7.2		
Local currency - current account		3,758,243	3,551,543
Foreign currency - current account	7.3	349,467	377,792
Foreign currency - deposit account		891,048	1,064,273
		4,998,758	4,993,608
With National Bank of Pakistan in			
Local currency - current account		218,123	101,022
		7,370,962	7,343,670

7.1 This includes national prize bonds amounting to Rs. 2.97 million (2015: Rs. 4.18 million).

7.2 Deposits with SBP are maintained to comply with the statutory requirements of SBP issued from time to time.

7.3 This represents US Dollar settlement account maintained with SBP.

	Note	2016	2015
		Rupees in '000	
8. BALANCES WITH OTHER BANKS			
In Pakistan			
In current accounts		9,250	45,914
In deposit accounts		1,124	7,867
Outside Pakistan			
In current accounts		77,374	140,284
		87,748	194,065
9. LENDINGS TO FINANCIAL INSTITUTIONS			
Repurchase agreement lendings (Reverse repo)	9.2	306,274	5,946,221
Foreign placement	9.3	400,298	314,223
		706,572	6,260,444
9.1 Particulars of lending			
In local currency		306,274	5,946,221
In foreign currencies		400,298	314,223
		706,572	6,260,444

9.2 Securities held as collateral against lendings to financial institutions

	Note	2016			2015		
		Held by Bank	Further given as collateral	Total	Held by Bank	Further given as collateral	Total
Rupees in '000							
Pakistan Investment Bonds	9.2.1 / 9.2.2	-	-	-	2,150,000	1,250,000	3,400,000
Market Treasury Bills	9.2.1 / 9.2.2	306,274	-	306,274	574,821	1,971,400	2,546,221
		306,274	-	306,274	2,724,821	3,221,400	5,946,221

Notes to the Financial Statements

For The Year Ended December 31, 2016

9.2.1 These have been purchased under the reverse repurchase agreement at the mark-up rate upto 6.15% (2015: 6.40% to 6.45%) per annum with maturities in January 2017.

9.2.2 The market value of collateral held against reverse repurchase agreement lendings as of December 31, 2016 is Rs. 319.88 million (2015: Rs. 6,181.62 million).

9.3 These have been placed with a foreign bank as pledge against issuance of Standby Letter of Credit (SBLC) favouring VISA at the interest rate of 0.17% (2015: 0.26%) per annum with maturity in November 2017.

10. INVESTMENTS - NET

Note	2016			2015		
	Held by Bank	Given as collateral	Total	Held by Bank	Given as collateral	Total
Rupees in '000						
10.1 Investment by types:						
Held-for-trading securities						
- Pakistan Investment Bonds	-	-	-	45,923	260,257	306,180
- Shares in listed companies	12,636	-	12,636	-	-	-
	12,636	-	12,636	45,923	260,257	306,180
Available-for-sale securities						
- Market Treasury Bills	11,052,340	15,807,762	26,860,102	4,428,514	19,108,191	23,536,705
- Pakistan Investment Bonds	574,723	8,476,758	9,051,481	1,910,522	6,052,915	7,963,437
- GOP Ijara Sukuks	983,045	-	983,045	2,100,000	-	2,100,000
- Term Finance Certificates - Listed	100,000	-	100,000	27,967	-	27,967
- Term Finance Certificates - Unlisted	8,780	-	8,780	27,038	-	27,038
- Shares in listed companies	391,190	-	391,190	913,332	-	913,332
- Shares in unlisted companies	5,680	-	5,680	5,680	-	5,680
	13,115,758	24,284,520	37,400,278	9,413,053	25,161,106	34,574,159
Held-to-maturity securities						
- Other Federal Government Securities	-	-	-	513,796	-	513,796
- Shares repurchase (fully provided)	74,910	-	74,910	74,910	-	74,910
	74,910	-	74,910	588,706	-	588,706
Associate						
- SPI Insurance Company Limited	102,824	-	102,824	85,002	-	85,002
	13,306,128	24,284,520	37,590,648	10,132,684	25,421,363	35,554,047
Investments at cost						
Less: Provisions for diminution in value of Investments	(89,370)	-	(89,370)	(89,370)	-	(89,370)
	13,216,758	24,284,520	37,501,278	10,043,314	25,421,363	35,464,677
Investments - net of provision						
Unrealized (loss) / gain on revaluation of investments - held-for-trading	(488)	-	(488)	43	1,248	1,291
Surplus / (deficit) on revaluation of available-for-sale securities	27,986	(40,294)	(12,308)	39,549	7,347	46,896
	13,244,256	24,244,226	37,488,482	10,082,906	25,429,958	35,512,864
Total investments at market value						

Notes to the Financial Statements

For The Year Ended December 31, 2016

10.2 Investments by segments

	Note	2016	2015
		Rupees in '000	
Federal Government Securities			
Market Treasury Bills	10.3	26,860,102	23,536,705
Pakistan Investment Bonds	10.3	9,051,481	8,269,617
GOP Ijara Sukuks	10.3	983,045	2,100,000
Other Federal Government Securities		-	513,796
		36,894,628	34,420,118
Term Finance Certificate, Debentures, Bonds and Participation Term Certificates			
Term Finance Certificates - Listed	10.4	100,000	27,967
Term Finance Certificates - Unlisted	10.5	8,780	27,038
		108,780	55,005
Fully paid-up ordinary shares			
Listed companies		403,826	913,332
Unlisted companies	10.6	5,680	5,680
		409,506	919,012
Other investments			
Investment in associate	10.8	102,824	85,002
Shares repurchase (fully provided)		74,910	74,910
		177,734	159,912
Investments at cost			
Less : Provision for diminution in the value of investments	10.9	37,590,648 (89,370)	35,554,047 (89,370)
Investments - net of provision			
Unrealized (loss) / gain on revaluation of held-for-trading investments		37,501,278 (488)	35,464,677 1,291
(Deficit) / Surplus on revaluation of available-for-sale securities	22.1	(12,308)	46,896
		37,488,482	35,512,864
10.2.1 Strategic investments			
Available-for-sale securities			
Ordinary shares - Unlisted	10.6	5,680	5,680
Associate			
SPI Insurance Company Limited	10.8	102,824	85,002
		108,504	90,682
10.3 Particulars of Federal Government securities			

	Note	Maturity period	Principal payment	Coupon rate / yield	Coupon mark-up / payment
Market Treasury Bills	10.3.1	June 2017 to September 2017	On maturity	5.89% to 6.01%	At maturity
Pakistan Investment Bonds	10,3,2	July 2017 to April 2026	On maturity	7.75% to 12.00%	Semi-annually
GOP Ijara Sukuks		February 2019 to March 2019	On maturity	5.59% to 6.10%	Semi-annually

Notes to the Financial Statements

For The Year Ended December 31, 2016

10.3.1 These include securities having face value of Rs. 704.5 million (2015: Rs. 693 million) pledged with Global Industrial and Defence Solutions, Pakistan as Guarantor.

10.3.2 These include securities having face value of Rs. 47.70 million (2015: Rs. 47.70 million) pledged with SBP and National Bank of Pakistan as security to facilitate T.T. discounting facilities sanctioned to the Bank.

	2016		2015	
	Credit rating	Amount	Credit rating	Amount
	Rupees in '000		Rupees in '000	
10.4 Term Finance Certificates - Listed				
Jahangir Siddiqui Company Limited	AA+	100,000	AA+	12,500
Pakistan Mobile Communication Limited	-	-	AA-	15,467
		<u>100,000</u>		<u>27,967</u>

10.4.1 Particulars of Listed Term Finance Certificates

Particulars	Redemption terms	Profit rate per annum	Profit payment	Maturity
Jahangir Siddiqui Company Limited	In 8 semi annual installments starting from December 2017	6M kibor + 1.65%	Semi - annually	24-Jun-21

	Note	2016		2015	
		Credit rating	Amount	Credit rating	Amount
		Rupees in '000		Rupees in '000	
10.5 Term Finance Certificates - Unlisted					
Azgard Nine Limited (fully provided)	10.5.1	Unrated	8,780	D	8,780
Pak Libya Holding Company Limited		-	-	AA	18,258
			<u>8,780</u>		<u>27,038</u>

10.5.1 These represent zero coupon Privately Placed TFCs of Azgard Nine Limited (related party) acquired against markup settlement of Rs. 8.78 million on the credit facilities provided to Azgard Nine Limited. The amount is fully provided for in these financial statements.

10.6 These represent investment in shares of Pakistan Export Finance Guarantee Limited. The amount is fully provided for in these financial statements.

10.7 Quality of 'available-for-sale' securities

	2016		2015	
	Credit rating	Market Value	Credit rating	Market Value
	Rupees in '000		Rupees in '000	
Market Treasury Bills	Unrated	26,844,860	Unrated	23,537,278
Pakistan Investment Bonds	Unrated	9,003,567	Unrated	7,978,688
GOP Ijara Sukuk	Unrated	981,480	Unrated	2,122,600
Listed Term Finance Certificates				
Jahangir Siddiqui Company Limited	AA+	103,111	AA+	12,225
Pakistan Mobile Communication Limited	-	-	AA-	15,607
		<u>103,111</u>		<u>27,832</u>
Unlisted Term Finance Certificates				
Azgard Nine Limited - related party	Unrated	8,780	Unrated	8,780
Pak Libya Holding Company Limited	-	-	AA	18,283
		<u>8,780</u>		<u>27,063</u>

Notes to the Financial Statements

For The Year Ended December 31, 2016

	Note	2016		2015	
		Credit rating	Market value	Credit rating	Market value
Shares in Listed Companies		Rupees in '000		Rupees in '000	
Adamjee Insurance Company Limited		-	-	AA	12,997
Agritech Limited - related party	10.7.1	Unrated	129,755	D	81,388
AKD Capital Limited		Unrated	45,507	Unrated	82,235
Amreli Steels Limited		-	-	Unrated	48,957
Arif Habib Corporation Limited - related party		Unrated	25,168	-	-
Askari Bank Limited		-	-	AA	16,305
Attock Cement Limited		-	-	Unrated	26,840
Bank Alfalah Limited		-	-	AA	19,454
Bank Al-Habib Limited		-	-	AA+	22,880
Chenab Limited		-	-	Unrated	1,988
Dawood Hercules Chemicals Limited		AA-	4,330	-	-
D.G. Khan Cement Limited		-	-	Unrated	3,837
Engro Foods Limited		-	-	A+	13,706
Engro Corporation Limited		AA	7,714	-	-
Fauji Fertilizer Bin Qasim Limited		-	-	Unrated	26,340
Fauji Fertilizer Company Limited		AA	36,529	Unrated	3,682
HUM Network Limited		-	-	A+	19,427
Habib Metro Bank Limited		-	-	AA+	12,188
Javedan Corporation Limited - related party		Unrated	95,818	Unrated	95,469
K-Electric Limited		AA	4,685	-	-
Kot Addu Power Company Limited		-	-	AA+	43,335
National Bank of Pakistan		-	-	AAA	45,934
Nishat Chunian Limited		-	-	A-	10,744
Nishat Chunian Power Limited		Unrated	26,076	Unrated	38,535
Pak Elektron Limited		-	-	A	6,254
Pakistan Oilfields Limited - related party		-	-	Unrated	50,924
Pakistan Telecommunication Limited		Unrated	54,005	Unrated	42,462
Pioneer Cement Limited		-	-	Unrated	20,762
Shakarganj Mills Limited		-	-	Unrated	1,499
Shell Pakistan Limited		-	-	Unrated	25,106
Singer Pakistan Limited		-	-	Unrated	8,530
Sui Northern Gas Company Limited		-	-	AA-	39,134
Sui Southern Gas Company Limited		A+	10,905	-	-
Summit Bank Limited		-	-	A	101,001
			440,492		921,913
Shares in Unlisted Companies					
Pakistan Export Finance Guarantee Limited	10.6	Unrated	5,680	Unrated	5,680
			37,387,970		34,621,054

10.7.1 During the year, the Bank had to further acquire 1,528,403 shares of Agritech Limited (related party) for Rs. 54 million (Rs. 35 per share), as a result of exercise of Put Option by National Bank of Pakistan (NBP) in accordance with the terms of Investors Buy-Back Agreement dated July 26, 2012 entered into between various banks / financial institutions including the Bank. The market value of these shares as at December 31, 2016 was Rs. 12.68 per share resulting in an impairment loss of Rs. 34.14 million required to be recorded by the Bank during the current year. However, SBP vide its letter no. BPRD/BRD(Policy)/2016-14898 relaxed the provisions of Regulation R-8 of the Prudential Regulations according to which the Bank is allowed to record provision in a phased manner, i.e., 10%, 25%, 50%, 75% and 100% as at June 30, 2016, September 30, 2016, December 31, 2016, March 31, 2017 and June 30, 2017, respectively. Consequently, the Bank has recorded an impairment loss of Rs. 17.07 million in these financial statements. Had the above relaxation not been availed, profit before tax for the year would have been lower by Rs. 17.07 million.

In addition to above, the Bank also has 8,704,640 shares of Agritech Limited for which the Bank has recorded the required impairment loss of Rs. 6.61 million (2015: Rs. 45.37 million) for the year ended December 31, 2016.

10.8 Investment in Associate

Name of company	Chief Executive Officer	No of shares	Proportion of ownership interest	Place of incorporation	Principal activity
SPI Insurance Company Limited	Mian M. A. Shahid	9,149,780	23.08% (2015: 23.08%)	Pakistan	General Insurance

Notes to the Financial Statements

For The Year Ended December 31, 2016

	Note	2016	2015
		Rupees in '000	
10.8.1	Movement in investment in Associate		
Investment at the beginning of the year		85,002	71,961
Share of profit	29	17,822	13,041
Less: Dividend		-	-
		17,822	13,041
		102,824	85,002
10.8.2	Summarised financial information in respect of associate based on latest available (un-audited) financial statements as at and for the nine months period September 30, 2016 is set out below:	September 30, 2016	September 30, 2015
		Rupees in '000	
Total assets		949,867	706,921
Total liabilities		507,700	338,581
Net assets		442,167	368,340
Net premium revenue		403,672	353,180
Profit for the period (after tax)		44,950	39,811
10.8.2.1	Summarized financial information of associate is based on financial information for the nine months ended September 30, 2016 because financial statements of associate for the year ended December 31, 2016 are not available at the time of authorisation for issue of these financial statements. There is no difference between the proportionate share of net assets of associate and its carrying value accounted on equity method. Therefore, no reconciliation is required.		
10.8.2.2	There is no share of commitments from associate as at September 30, 2016 and 2015.		
		2016	2015
		Rupees in '000	
10.9	Particulars of provision		
Opening balance		89,370	84,026
Charge for the year		-	8,780
Reversals for the year		-	(3,436)
Write off		-	5,344
		-	-
Closing balance		89,370	89,370
10.10	Particulars of provision in respect of type and segment		
	Available-for-sale securities		
Ordinary shares - unlisted		5,680	5,680
Term Finance Certificates - unlisted		8,780	8,780
		14,460	14,460
	Held-to-maturity securities		
Shares repurchase		74,910	74,910
		89,370	89,370

Notes to the Financial Statements

For The Year Ended December 31, 2016

10.11 Investment in Un-listed Shares, Term Finance Certificates and Bonds

10.11.1 Investment in fully paid up unlisted ordinary shares (fully provided)

2016 No. of ordinary shares	2015	Paid up value per share Rupees	Name of Investee	2016 Rupees in '000	2015
568,000	568,000	10	Pakistan Export Finance Guarantee Limited	5,680	5,680

10.11.2 Term Finance Certificates - listed

Name of Investee	No. of certificates held	Paid up value per certificate (Rupees)	2016 Rupees in '000	2015
Jahangir Siddiqui Company Limited	20,000	5,000	100,000	12,500
Pakistan Mobile Communication Limited	-	-	-	15,467
			100,000	27,967

10.11.3 Term Finance Certificates - un-listed

Name of Investee	No. of certificates held	Paid up value per certificate (Rupees)	2016 Rupees in '000	2015
Azgard Nine Limited - related party	1,756	5,000	8,780	8,780
Pak Libya Holding Company Limited	-	-	-	18,258
			8,780	27,038

	Note	2016 Rupees in '000	2015
11. ADVANCES - NET			
Loans, cash credits, running finances, etc.			
In Pakistan		60,815,570	61,896,411
Outside Pakistan		-	-
		60,815,570	61,896,411
Islamic financing and related assets	11.1.3	8,222,658	4,647,752
Bills discounted and purchased (excluding market treasury bills)			
Payable in Pakistan		83,647	169,893
Payable outside Pakistan		190,310	331,284
		273,957	501,177
Advances - gross		69,312,185	67,045,340
Provision against non - performing advances - specific	11.3	(4,031,008)	(5,455,331)
Provision against small enterprise and consumer advances - general	11.3	(478,549)	(515,802)
Advances net of provision		64,802,628	61,074,207
11.1 Particulars of advances (Gross)			
11.1.1 In local currency		69,312,185	67,004,990
In foreign currencies		-	40,350
		69,312,185	67,045,340

Notes to the Financial Statements

For The Year Ended December 31, 2016

	Note	2016	2015
		Rupees in '000	
11.1.2			
Short term (for upto one year)		33,946,240	38,538,608
Long term (for over one year)		35,365,945	28,506,732
		69,312,185	67,045,340
11.1.3	Annexure - II		
Islamic financing and related assets			
Murabaha	11.1.3.1	1,228,192	3,280,752
Musawammah	11.1.3.2	887,155	943,000
Diminishing musharaka		6,107,311	424,000
		8,222,658	4,647,752
11.1.3.1			
Murabaha financing			
Financing	11.1.3.1.1	683,057	2,410,098
Advances		545,135	870,654
		1,228,192	3,280,752
11.1.3.1.1			
Murabaha - gross		778,742	2,760,683
Less: Deferred Murabaha Income		(28,413)	(144,153)
Profit receivable shown in other assets		(67,272)	(206,432)
		683,057	2,410,098
11.1.3.2			
Musawammah - gross		1,181,709	1,472,771
Less: Deffered income		(164,585)	(276,170)
Profit receivable shown in other assets		(129,969)	(253,601)
		887,155	943,000

11.2 Advances include Rs. 5,820 million (2015: Rs. 8,520 million) which have been placed under non-performing status as detailed below.

Category of classification - specific	2016			2015		
	Classified Advances	Provision required (Domestic)	Provision held	Classified Advances	Provision required (Domestic)	Provision held
	Rupees in '000					
Sub-standard	573,288	114,248	114,248	962,278	121,076	121,076
Doubtful	209,794	43,153	43,153	738,233	129,494	129,494
Loss	5,037,243	3,873,607	3,873,607	6,819,402	5,204,761	5,204,761
	5,820,325	4,031,008	4,031,008	8,519,913	5,455,331	5,455,331

11.3 Particulars of provision against non-performing advances

	Note	2016			2015		
		Specific	General	Total	Specific	General	Total
		Rupees in '000					
Opening balance		5,455,331	515,802	5,971,133	5,022,650	427,612	5,450,262
Charge for the year		1,054,580	70,228	1,124,808	1,986,292	88,190	2,074,482
Reversals	11.3.1 & 11.3.2	(1,063,587)	(107,481)	(1,171,068)	(1,396,999)	-	(1,396,999)
Net (reveral) / charge for the year		(9,007)	(37,253)	(46,260)	589,293	88,190	677,483
Amounts written off	11.5	(1,415,316)	-	(1,415,316)	(156,612)	-	(156,612)
Closing balance		4,031,008	478,549	4,509,557	5,455,331	515,802	5,971,133

Notes to the Financial Statements

For The Year Ended December 31, 2016

- 11.3.1** This includes reversal of provision of Rs. 287 million against certain non-performing loans due to sell off of debt / assignment of Bank's rights to a private company under "Debt-Property Swap" transaction, as disclosed in note 14.2.
- 11.3.2** This also includes reversal of provision of Rs. 594 million against non-performing loan of several borrowers under "Debt Property-Swap" transactions, as disclosed in note 14.3.
- 11.3.3** As at December 31, 2016, the Bank has availed benefit of relaxation provided by SBP vide its various letters from the requirements of Regulations R-8 of Prudential Regulation for corporate / commercial banking amounting to Rs. 104 million till March 31, 2017 and Rs. 361 million till September 30, 2017 which is agreed for restructuring and agreement is in process.
- 11.3.4** SBP vide various circulars has amended Prudential Regulations in respect of provisioning against non-performing advances under which the benefit of Forced Sale Value (FSV) has been allowed for plant and machinery under charge, pledged stock and mortgaged residential, commercial and industrial properties (land and building only) held as collateral against non-performing advances upto five years from the date of classification.
"As of December 31, 2016, total FSV benefit taken against all loans and advances amounts to Rs. 668 million (2015: Rs. 1,253 million), net of tax, which shall not be available for payment of cash or stock dividend / bonus to employees.

	2016	2015
	Rupees in '000	
11.4 Particulars of provision for small enterprise and consumer advances - general		
Opening balance	515,802	427,612
Charge for the year	70,228	88,190
Reversals	(107,481)	-
	(37,253)	88,190
Closing balance	478,549	515,802

- 11.4.1** During the year, SBP issued revised Prudential Regulations for consumer financing on August 03, 2016. Previously, the general reserve on consumer financing was required to be maintained at 1.5% of secured and 5% of unsecured consumer advances, however, as per revised regulations, percentage of reserve is linked to non-performing loans to gross loans ratio. Consequently, the general provision on consumer financing is maintained at 4% of unsecured portfolio of the Bank. Further, general reserve of 1% of loans to small enterprises is also maintained as per Prudential Regulations for small and medium enterprises.

	Note	2016	2015
		Rupees in '000	
11.5 Particulars of Write Offs			
11.5.1 Against provision		1,415,316	156,612
Directly charged to profit and loss account		-	-
		1,415,316	156,612
11.5.2 Write offs of Rs. 500,000 and above	Annexure I	957,533	142,572
Write offs of below Rs. 500,000		457,783	14,040
		1,415,316	156,612
11.5.3 Details of loan write off of Rs. 500,000 and above			

In terms of sub-section (3) of section 33A of the Banking Companies Ordinance, 1962 the statement in respect of written-off loans or any other financial relief of Rs. 500,000 or above allowed to a person(s) during the year ended December 31, 2016 is given in Annexure - I. However, these write-offs do not affect the Bank's right to recover the debts from these customers.

	2016	2015
	Rupees in '000	
11.6 Particulars of loans and advances to directors, associated companies, etc.		
Debts due by directors, executives or officers of the Bank or any of them either severally or jointly with any other persons		
Balance at the beginning of the year	2,163,833	1,805,530
Loans granted during the year	610,852	701,231
Repayments / adjustments	(413,399)	(342,928)
Balance at the end of the year	2,361,286	2,163,833

Notes to the Financial Statements

For The Year Ended December 31, 2016

		2016	2015
		Rupees in '000	
Debts due by companies or firms in which the directors of the Bank are / (were) interested as directors, partners or in the case of private companies as members			
	Note		
Balance at the beginning of the year		1,677,659	1,190,282
Loans granted during the year		1,952,181	4,424,337
Repayments / adjustment		(2,584,706)	(3,936,960)
Balance at the end of the year	11.6.1	1,045,134	1,677,659

11.6.1 This include loan of Rs. 56.36 million and Rs. 34.04 million given to the president and executive director of the Bank. Details of loans and advances to associates, subsidiary and other related parties are given in note 41.

		2016	2015
		Rupees in '000	
12. OPERATING FIXED ASSETS	Note		
Capital work-in-progress	12.1	146,971	242,621
Property and equipment	12.2	3,711,255	3,965,106
Intangible assets	12.4	242,993	288,921
		4,101,219	4,496,648
12.1 Capital work-in-progress			
Civil works		49,455	76,332
Advances to suppliers and contractors		97,516	166,289
		146,971	242,621
12.1.1 Movement in capital work-in-progress			
Opening balance		242,621	265,312
Additions during the year		428,396	425,505
Transferred to property, equipment and intangible assets		(524,046)	(448,196)
Closing balance		146,971	242,621

12.2 Property and equipment

2016

	Cost / Revaluation amount				Accumulated depreciation				Net book value as at December 31, 2016	Rate of depreciation	
	As at January 01, 2016	Adjustment	Additions	Disposals	As at December 31, 2016	As at January 01, 2016	Adjustment	Charge for the year			(Disposals)
Rupees in '000											
Freehold Land - 12.2.1	326,484	-	-	(254,145)	72,339	-	-	-	-	72,339	-
Leasehold Land - 12.2.1 & 12.3	1,907,321	-	-	-	1,907,321	-	-	-	-	1,907,321	-
Buildings on leasehold land - 12.3	957,461	-	-	(122,915)	834,546	222,221	-	43,287	(28,927)	236,581	5%
Buildings on freehold land	10,306	-	-	-	10,306	3,852	-	516	-	4,368	5%
Leasehold improvements	980,648	-	120,523	(14,445)	1,086,726	611,768	-	90,787	(13,440)	689,115	10%
Furniture and fixtures	278,547	-	60,648	(178)	339,017	181,646	-	23,663	(160)	205,149	10%
Other equipment	460,900	(4,613)	102,334	(5,308)	553,313	382,532	(1,418)	29,480	(4,434)	406,160	20%
Computers and MIS equipment	896,758	10,653	83,542	(1,438)	989,515	832,899	2,792	53,117	(1,375)	887,433	20% -33.33%
Vehicles	595,971	-	114,801	(111,320)	599,452	227,907	-	108,967	(72,887)	263,987	20%
	6,414,396	6,040	481,848	(509,749)	6,392,535	2,462,825	1,374	349,817	(121,223)	2,692,793	
Assets held under finance lease:											
Other equipment	18,194	(1)	2,022	-	20,215	4,659	-	4,043	-	8,702	20%
	6,432,590	6,039	483,870	(509,749)	6,412,750	2,467,484	1,374	353,860	(121,223)	2,701,495	

Notes to the Financial Statements

For The Year Ended December 31, 2016

	2015										Rate of depreciation	
	Cost / Revalued amount					Accumulated depreciation						
	As at January 01, 2015	Adjustment	Additions	Disposals	As at December 31, 2015	As at January 01, 2015	Adjustment	Charge for the year	(Disposals)	As at December 31, 2015		
Rupees in '000												
Freehold Land - 12.2.1	326,484	-	-	-	326,484	-	-	-	-	-	326,484	-
Leasehold Land - 12.2.1 & 12.3	1,907,321	-	-	-	1,907,321	-	-	-	-	-	1,907,321	-
Buildings on leasehold land - 12.3	957,461	-	-	-	957,461	174,329	-	47,892	-	222,221	735,240	5%
Buildings on freehold land	10,306	-	-	-	10,306	3,356	-	496	-	3,852	6,454	5%
Leasehold improvements	883,922	-	96,726	-	980,648	527,928	-	83,840	-	611,768	368,880	10%
Furniture and fixtures	273,010	-	5,537	-	278,547	158,589	-	23,057	-	181,646	96,901	10%
Other equipment	427,651	(61)	33,310	-	460,900	352,843	-	29,689	-	382,532	78,368	20%
Computers and MIS equipment	875,739	61	22,759	(1,801)	896,758	766,422	-	68,278	(1,801)	832,899	63,859	20% -33.33%
Vehicles	489,161	-	243,361	(136,551)	595,971	215,353	-	100,877	(88,323)	227,907	368,064	20%
	6,151,055	-	401,693	(138,352)	6,414,396	2,198,820	-	354,129	(90,124)	2,462,825	3,951,571	
Assets held under finance lease:												
Other equipment	18,194	-	-	-	18,194	975	-	3,684	-	4,659	13,535	20%
	6,169,249	-	401,693	(138,352)	6,432,590	2,199,795	-	357,813	(90,124)	2,467,484	3,965,106	

12.2.1 These include land and buildings revalued in 2008 by Habib Associates, an independent valuer. The revaluation resulted in a surplus of Rs. 118.67 million. Had there been no revaluation, the carrying value of the revalued land and buildings would have been lower by Rs. 80.51 million (2015: Rs. 93.86 million). The Bank's land and buildings were again revalued in financial year 2015, however, no revaluation surplus or deficit was recorded as the revalued amounts were not materially different from carrying values.

12.3 On September 10, 2015, the Bank entered into an Agreement to Sell (the Agreement) for the previous Head Office Building of the Bank against sale consideration of Rs. 2,370 million. Pursuant to the terms of the Agreement, the Bank received a down payment of Rs. 118.50 million, which is currently reported in 'Other liabilities' (note 19). The remaining balance is required to be paid by the buyer within 5 years from the date of the Agreement. As per the terms of the Agreement, the buyer agreed to pay annual rent based on the outstanding amount of consideration from the date of receipt of approvals from relevant authorities, however, on June 28, 2016, the buyer has provided the consent to pay annual rent with effect from July 1, 2016. Accordingly, the Bank has accrued rent amounting to Rs. 78.80 million and recorded the same as other income (note 29.1). As per the terms of the Agreement, in case the buyer fails to pay the amount of rent or balance sale consideration, the advance received of 5% shall stand forfeited. Since the conditions to recognize disposal are not met, the Head Office Building has not been derecognized.

12.4 Intangible assets

	2016										Rate of amortisation
	Cost				Accumulated amortisation				Net book value as at December 31, 2016		
	As at January 01, 2016	Adjustment/ Transfer	Additions	As at December 31, 2016	As at January 01, 2016	Adjustment/ Transfer	Charge for the year	As at December 31, 2016			
Rupees in '000											
Computer software	790,239	(6,039)	40,176	824,376	501,318	(1,374)	81,439	581,383	242,993	9.19% - 25%	

	2015										Rate of amortisation
	Cost				Accumulated amortisation				Net book value as at December 31, 2015		
	As at January 01, 2015	Adjustment/ Transfer	Additions	As at December 31, 2015	As at January 01, 2015	Adjustment/ Transfer	Charge for the year	As at December 31, 2015			
Rupees in '000											
Computer software	743,736	-	46,503	790,239	415,212	-	86,106	501,318	288,921	14.28% - 25%	

12.5 The gross carrying amount of fully depreciated assets that are still in use is as follows:

	2016	2015
	Rupees in '000	
Furniture, electrical, office, computer equipment and others	1,155,430	1,046,192
Leasehold improvements	213,234	114,876
Vehicles	50,711	42,570
Intangible assets	143,490	142,911
	1,562,865	1,346,549

Notes to the Financial Statements

for the year ended December 31, 2016

12.6 Details of disposal of fixed assets - By negotiations / Bank policy

Description	Date of capitalization	Date of disposal	Cost	Accumulated depreciation	Book value	Sale proceeds	Gain / (Loss)	Mode of disposal	Particulars of purchaser
—Rupees in '000—									
Items having book value in aggregate more than Rs. 250,000 or cost more than Rs. 1,000,000									
Land and building									
Dawood Bank Office No. 118, 1st & 2nd Floor, No 203, 204 The Plaza, Plot No. G-7 Block 9, KDA Scheme 5, Clifton, Karachi.	29-Mar-13	30-Mar-16	66,704	18,899	47,805	50,510	2,705	Indirect	Nafisa, Humaira & M Javed
Bukhari Commercial Group, Show Room, Plot # GPC 10, Block 5 Clifton, Karachi. 114 Main Kotwali Road, Faisalabad.	27-Mar-13 1-Nov-10	28-Apr-16 31-Dec-16	228,200 96,601	7,432 16,036	220,768 80,565	340,000 152,500	119,232 71,935	Indirect Indirect	United Bank Limited Mian Kashif Rashid
			391,505	42,367	349,138	543,010	193,872		
Other equipments									
250 KVA Diesel Generat	11-Dec-09	25-Jul-16	3,366	2,517	849	1,220	371	Tender	Motivate Engineering
Vehicles									
Suzuki Cultus VXRI Chasis # SF410PK508042	2-Jan-15	19-Jan-16	1,039	208	831	918	87	Bank employee	Maleeha Masood
Honda City Manual Chassis # NFBGM1543CR 128957	20-Jul-12	20-Jan-16	970	647	323	323	-	Insurance Claim	Insurance Claim
Suzuki Wagon R Chasis # PK10002860	22-Jul-14	2-Feb-16	1,039	329	710	710	-	Bank employee	Muhammad Haroon Nasir
Honda City Aspire 1.5cc Chassis # NFBGM2568DR141440	20-Mar-14	15-Feb-16	1,302	499	803	890	87	Bank employee	Khawlah Usman
Toyota Hilux 4x4 Chassis # KUN25R-9604387	7-Nov-13	9-Mar-16	2,388	1,114	1,274	1,274	-	Bank employee	Kasim Feroze Khan
Toyota Corolla GLI M/T Chassis # NZE140-2171346	26-Jul-13	11-Mar-16	1,687	900	787	787	-	Bank employee	Kashif Malik
Suzuki Swift DLX Chassis # RS413PK10017113	2-Jan-15	24-Mar-16	1,039	242	797	952	155	Bank employee	Muhammad Ashar Hashmi
Corolla Altis A/T SR L 1598CC chassis No. ZRE141-4508868	2-Jun-12	4-Apr-16	2,022	1,584	438	438	-	Bank employee	Najib Salahuddin
Honda City color Taffeta Chasis # ER1522510	19-Jun-14	27-Apr-16	1,039	381	658	675	17	Bank employee	Muhammad Sabir Hussain
Suzuki Cultus VXR 2012 Chassis No SF410PK478547	29-Nov-12	27-Apr-16	990	676	314	347	33	Bank employee	Ahmed Kamal Akhtar
Toyota Corolla Altis SR 1794CC VTI Chassis # ZZE1427404931	15-May-10	29-Apr-16	1,869	1,869	-	937	937	Tender	Adnan Naseer
Honda Civic VTI Oriol Chassis # NBFDD167557R107411	2-Nov-07	29-Apr-16	1,563	1,563	-	959	959	Tender	Nasir Khan
Honda Civic VTI Oriol Chassis # NFBES56F59R136813	9-Jan-07	29-Apr-16	1,202	1,202	-	758	758	Tender	Shafeequr Rehman
Toyota Corolla 2.0 D ALZ - 849	9-Jan-07	29-Apr-16	1,004	1,004	-	683	683	Tender	Mazher Raees
Suzuki swift DLX color Chasis # RS413PK10028553	12-Aug-15	9-May-16	1,282	1,992	-	1,111	21	Bank employee	Kamran Hasan
Honda City Aspire M/T Engine # 8750244	27-Jun-14	17-May-16	1,662	637	1,025	1,025	-	Bank employee	Naveed Kamran
Toyota corolla Xli Chasis # NZE140-2146200	1-Sep-15	6-Jun-16	1,039	156	883	935	52	Bank employee	Abdul Basit
Honda City A/T Chasis # NFBGM1648ER152379	17-Oct-14	9-Jun-16	1,663	665	998	998	-	Bank employee	Faramerz Shiavax Baria
Honda City Chasis# NFBGM1540BR121348	28-Aug-11	13-Jun-16	1,515	1,464	51	51	-	Bank employee	Abdullah Jaliwala
Suzuki Swift DLX Chasis # RS413PK10026162	27-Jun-14	13-Jun-16	1,039	346	693	693	-	Bank employee	Riaz Azhar
Toyota Hilux Chassis# KUN25R9501311	19-Oct-11	29-Jun-16	2,878	2,686	192	2,001	1,809	Tender	Jahanzeb Khan
Toyota Corolla Altis (A/T) chassis # ZRE1 41-4506933	21-Jun-12	12-Jul-16	1,772	1,448	324	324	-	Bank employee	Jawad Majid Khan
Honda city Aspire P/T Chasis # NFBGM1655ER158410	27-Nov-14	12-Jul-16	1,653	551	1,102	1,102	-	Bank employee	Ayesha Rauf
Toyota corolla GLI Chasis # NZE140-2141425	10-Sep-15	12-Jul-16	1,039	173	866	866	-	Bank employee	Muhammad Sohail Bin Yamin
Toyota Corolla GLI Chassis # NZE140-2167066	28-May-13	12-Jul-16	1,010	640	370	370	-	Bank employee	Anjum Rafique
Mercedes Benz C-200 Reg# LED-11-300	8-Jul-12	14-Jul-16	2,087	1,670	417	417	-	Bank employee	Syed Qasim Rizvi
Toyota Corolla Altis Chassis # ZRE141- 4510723	30-Jul-12	14-Jul-16	1,627	1,302	325	325	-	Bank employee	Asad Sajjad
Honda City Manual	28-Jul-11	14-Jul-16	1,372	1,372	-	91	91	Bank employee	Javid Alam Shah
Honda City Chasis # NFBGM1542CR131865	28-Sep-12	14-Jul-16	1,231	944	287	287	-	Bank employee	Hamayoon Fayyaz
Toyota Corolla GLI Chasis # NZE140-2055125	29-Sep-14	15-Jul-16	1,282	470	812	812	-	Bank employee	Naveed Butt
Honda City Prometic Chassis # NFBGM1641DR144218	4-Nov-13	18-Jul-16	1,282	684	598	598	-	Bank employee	Habib ur Rehman
Toyota Corolla Altis Chasis # ZZE142-7405856	1-Aug-10	20-Jul-16	1,860	1,860	-	-	-	Bank employee	Goharulayn Afzal
Honda city I-VTEC Chasis # NFBQM1542ER153545	23-Jul-14	20-Jul-16	1,282	513	769	769	-	Bank employee	Sajid Irfan
Suzuki Swift Chasis no RS413PK10016388	29-Nov-12	20-Jul-16	1,231	903	328	328	-	Bank employee	Farrukh Ali Khan
Toyota Corolla GLI M/T 1.3cc Chasis # NZE140-2138133	17-Mar-15	28-Jul-16	1,039	277	762	779	17	Bank employee	Syed Ali Shah
Toyota corolla A/T Chasis # NZE170R-4038460	28-Aug-15	29-Jul-16	1,039	190	849	883	34	Bank employee	Saad Kareem
Toyota Corolla GLI Chasis # NZE140-2111225	28-Jul-11	1-Aug-16	1,400	1,400	-	-	-	Bank employee	Adnan Mahboob Afridi
Honda Civic VTI P/T Oriol Chasis # NFBFB2660ER121054	30-Oct-14	2-Aug-16	2,378	872	1,506	1,506	-	Bank employee	Kamran Bashir
Toyota Corolla GLI Chasis# 140-2106894	28-Aug-11	2-Aug-16	1,399	1,399	-	-	-	Bank employee	Hassan Mahmud Raja
Honda City A/T Engine # 6426250	22-Aug-14	4-Aug-16	1,663	665	998	1,053	55	Bank employee	Muhammad Pervaiz Siddiqui
Toyota Prius Hybrid Chassis # 7665435	27-Aug-12	8-Aug-16	1,690	1,352	338	338	-	Bank employee	Zareen Naeem Sheikh
Honda City P/T Chassis # NFBGM1649DR143267	2-Oct-13	15-Aug-16	1,262	715	547	568	21	Bank employee	Muhammad Afzal Chaudhry
Honda Civic VTI P/T Oriol chassis # NFBFB 2661CR102798	31-Dec-12	16-Aug-16	2,332	1,710	622	622	-	Bank employee	Sabahat Yousaf Dar
Toyota Altis CVT Chasis # ZRE172R-7002166	3-Oct-14	16-Aug-16	1,753	643	1,110	1,110	-	Bank employee	Noshad Khalid Minhas
Toyota Corolla GLI Chasis#NZE140-2110973	27-Sep-11	17-Aug-16	1,400	1,377	23	23	-	Bank employee	Muhammad Ahmad Khan Malik
Toyota Corolla GLI M/T Chasis # NZE140-21 46172	16-Jul-12	18-Aug-16	1,689	1,380	309	309	-	Bank employee	Waseem Irshad
Toyota Corolla Altis Grande Chasis # ZRE172R-7005373	12-Feb-15	31-Aug-16	1,282	385	897	940	43	Bank employee	Sonia Usman
Mercedes benz C180 Chassis # WDC2030462R257611	7-Sep-12	6-Sep-16	2,023	1,618	405	405	-	Bank employee	Muhammad Atif Kauser
Toyota Corolla GLI A/T 1.3cc Chasis # NZE170R-4022056	13-Mar-15	9-Sep-16	1,282	385	897	897	-	Bank employee	Malik Omer Hayat
Honda City 1300CC Chasis#NFBGM1647BR122270	27-Sep-11	19-Sep-16	1,400	1,400	-	-	-	Bank employee	Muhammad Naeem Dar
Toyota Corolla GLI Chasis#NZE140-2117516	18-Oct-11	10-Oct-16	1,400	1,400	-	-	-	Bank employee	Waheed A. Ghumman
Honda Civic VTI Oriol Chassis # NFBFD1574CR133266	30-Jul-12	21-Oct-16	1,608	1,366	242	322	80	Bank employee	Shabir Abbas
Honda Civic VTI Chasis # NFBFB2663ER122182	22-Dec-14	26-Oct-16	2,388	876	1,512	1,552	40	Bank employee	Masroor Ahmed Qureshi
Toyota Corolla Altis Chasis # ZRE171R-6000591	19-Dec-14	26-Oct-16	1,828	670	1,158	1,188	30	Bank employee	Masroor Ahmed Qureshi
Honda City M/T Chasis # NFBGM1546CR128757	27-Aug-12	31-Oct-16	1,211	1,009	202	202	-	Bank employee	Muneeb Elahi
Toyota Corolla GLI A/T Chasis # NZE170R-4010647	26-Nov-14	8-Nov-16	1,753	701	1,052	1,052	-	Insurance Claim	Insurance Claim
Honda Civic VTI M/T (Oriol) Chasis # NFBFB2664DR105471	27-Mar-13	16-Nov-16	2,093	1,535	558	593	35	Bank employee	Zulfiqar Ahmad
Toyota Corolla GLI A/T Engine # Q012143	16-Aug-12	16-Nov-16	1,828	1,553	275	275	-	Bank employee	Jamil A. Khan
Toyota Premio Engine # 1NZ-C088864	26-Jun-12	24-Nov-16	1,608	1,420	188	188	-	Bank employee	Mazhar Ahmed Shami
Honda City A/T Chasis # L13Z17436870	8-Dec-15	24-Nov-16	1,039	190	849	849	-	Bank employee	Sameer Shaukat Ali Laiwani
Honda City (A/T) Reg # LE-10-2515	14-Sep-12	6-Dec-16	1,211	1,029	182	202	20	Bank employee	Zaheer Anwar Iqbal
Suzuki Swift RS413 DLX Chassis# RS413PK10010468	24-Feb-12	14-Dec-16	1,156	1,117	39	77	38	Bank employee	Bilal Khan Mazari
Suzuki Cultus Vxri Chassis# SF410PK538659	2-Nov-16	14-Dec-16	1,129	119	1,110	1,110	-	Bank employee	Adrian Lyle Anthony Colaco
Honda City M/T Chasis # NFBGM154X143652	7-Nov-13	16-Dec-16	1,282	791	491	491	-	Bank employee	Muhammad Usman
Honda City M/T 1.3Cc Eng# L13Z17450861	5-Oct-16	29-Dec-16	1,129	38	1,091	1,129	38	Bank employee	Mahud Akhtar
Honda City M/T Chasis # NFBGM1546BFR169167	15-Jul-15	29-Dec-16	1,039	294	745	797	52	Bank employee	Sheikh Asad Afzal
			97,692	60,670	37,022	43,214	6,192		
Items having book value in aggregate less than Rs. 250,000 or cost less than Rs. 1,000,000									
Others			17,186	15,669	1,517	2,648	1,131		
Grand Total			509,749	121,223	388,526	590,092	201,566		

12.6.1 Disposals to Bank's employees are made as per their terms of employment. These include both resigned and active staff of the Bank.

Notes to the Financial Statements

For The Year Ended December 31, 2016

13. DEFERRED TAX ASSETS - NET	Note	2016	2015
		Rupees in '000	
Deferred tax debits arising in respect of			
Provision for diminution in the value of investments		119,945	111,654
Provision against non-performing advances		2,445,756	2,440,860
Provision against other assets		147,231	258,292
Surplus on revaluation of investments	22.1	4,308	-
Depreciation on non-banking assets		29,317	-
Unabsorbed tax depreciation		954,688	852,568
Unabsorbed tax losses		154,154	721,734
		3,855,399	4,385,108
Deferred tax credits arising due to			
Accelerated tax depreciation		(113,583)	(148,869)
Surplus on revaluation of investments	22.1	-	(16,414)
Surplus on revaluation of property	22.2	(20,034)	(24,272)
Remeasurement of defined		(17,037)	(14,584)
		(150,654)	(204,139)
		3,704,745	4,180,969

13.1 Movement in temporary differences

Deductible / (taxable) temporary differences on:	Balance at January 01, 2015	Recognised in profit and loss	Recognised in equity	Balance at December 31, 2015	Recognised in profit and loss	Recognised in equity	Balance at December 31, 2016
	Rupees in '000						
Provision for diminution in value of investments	99,546	12,108	-	111,654	8,291	-	119,945
Provision against non-performing advances	2,161,928	278,932	-	2,440,860	4,896	-	2,445,756
Provision against other assets	-	258,292	-	258,292	(111,061)	-	147,231
Surplus on revaluation of investments	(33,741)	-	17,327	(16,414)	-	20,722	4,308
Depreciation on non-banking assets	-	-	-	-	29,317	-	29,317
Unabsorbed tax depreciation	818,567	34,001	-	852,568	102,120	-	954,688
Unused tax losses	1,120,313	(398,579)	-	721,734	(567,580)	-	154,154
Accelerated tax depreciation	(184,534)	35,665	-	(148,869)	35,286	-	(113,583)
Surplus on revaluation of fixed assets	(25,574)	-	1,302	(24,272)	-	4,238	(20,034)
Remeasurement of defined benefit plan	(19,323)	-	4,739	(14,584)	-	(2,453)	(17,037)
	3,937,182	220,419	23,368	4,180,969	(498,731)	22,507	3,704,745

Notes to the Financial Statements

For The Year Ended December 31, 2016

13.2 The Bank has an aggregate amount of deferred tax asset of Rs. 3,705 million which represents management's best estimate of the probable benefits expected to be realised in future years in the form of reduced tax liability as the Bank would be able to set off the profits earned in those years against losses carried forward and other taxable temporary differences relating to prior years. The Bank has prepared five years financial projections for future taxable profits, which have been approved by the Board of Directors of the Bank, to assess the recoverability of deferred tax assets. The projections involve certain key management assumptions underlying the estimation of future taxable profits. The determination of future taxable profits is most sensitive to certain key assumptions such growth of low cost deposits, growth in high yield consumer advances, investment returns, branch expansion plans, potential provision against assets, interest rates, cost of funds and expected recoveries of classified loans. Any significant change in such assumptions may have an effect on the recoverability of the deferred tax asset. Management believes that it is probable that the Bank will be able to achieve the profits and consequently, the deferred tax asset will be fully realised in future.

13.3 Status of tax and other details are disclosed in notes 32.2 and 32.3 to these financial statements.

14. OTHER ASSETS

	Note	2016	2015
		Rupees in '000	
Income / mark-up accrued in local currency		1,946,711	2,112,288
Income / mark-up accrued in foreign currencies		66	1,159
Accrued rent	12.3 & 14.1	163,588	-
Advances, deposits, advance rent and other prepayments		537,306	552,487
Advance taxation		549,422	453,470
Net defined benefit asset	37.1.1	48,677	41,669
Non-banking assets acquired in satisfaction of claims		7,677,934	10,369,449
Non-banking assets acquired in satisfaction of claims under agreement to sale third parties		4,324,415	527,148
Non-banking assets acquired in satisfaction of claims with buy back option with customers		1,058,192	388,465
	14.1 & 14.2	13,060,541	11,285,062
Branch adjustment account		121,480	2,364
Unrealised gain on derivative financial instruments	14.6	23,660	26,845
Receivable from sale of operating fixed assets		140,000	-
Others		585,755	287,716
		17,177,206	14,763,060
Less: Provision held against other assets	14.5	(405,740)	(723,056)
		16,771,466	14,040,004

14.1 On June 1, 2016, the Bank entered into an Agreement to Sell (the Agreement) for undeveloped lands having book value of Rs. 3,416 million against sale consideration of Rs. 3,416 million. Pursuant to the terms of the Agreement, the Bank received a down payment of Rs. 170.83 million, which is currently reported in 'Other liabilities' (note 19.3). The remaining balance is required to be paid by the buyer within 5 years from date of receipt of certain approvals from relevant authorities that are currently pending. As per the terms of the Agreement, the buyer agreed to pay annual rent based on the outstanding amount of consideration from the date of receipt of approvals from relevant authorities, however, on July 29, 2016, the buyer has provided the consent to pay annual rent with effect from August 1, 2016. Accordingly, the Bank has accrued rent amounting to Rs. 81.14 million and recorded the same as other income (note 29.1). As per the terms of the Agreement, in case the buyer fails to pay the amount of rent or balance sale consideration, the advance received of 5% shall stand forfeited. Since the conditions to recognize disposal are not met, the carrying value of such land has not been derecognized from non-banking assets acquired in satisfaction of claims.

14.2 During the year, the Bank acquired properties of Rs. 476 million against which the debts previously partially / fully provided aggregating to Rs. 779 million (including mark-up of Rs.142 million) were assigned sold / novated. These debts have been assigned / sold / novated at values offered by the seller of the properties. The impact on the profit and loss account of the Bank is Rs. 287 million due to reversal of provisions (refer note 11.3.1).

These properties and certain other properties included in non-banking assets acquired in satisfaction of claims aggregating to Rs. 2,378 million are currently un-developed and have been evaluated based on the valuation reports from the valuers on Pakistan Banks Association's list of approved valuers.

14.3 During the year, the Bank acquired properties of Rs. 1,494 million against debt swap transactions with various borrowers resulting in reversal of provision of Rs. 594 million (refer note 11.3.2). The Bank has obtained permissions for recording some of these transactions from SBP vide various letters.

14.4 During the year, the Bank has changed its accounting policy for recording non-banking assets acquired in satisfaction of claims in accordance with the requirements of the 'Regulations for Debt Property Swap' (the regulations) issued by SBP vide its BPRD Circular No. 1 of 2016, dated 1 January 2016. Had there been no change in policy, the net book value of non - banking assets acquired in satisfaction of claims would have amounted to Rs. 13,197 million.

Notes to the Financial Statements

For The Year Ended December 31, 2016

	Note	2016	2015
		Rupees in '000	
14.5 Provision against other assets			
Opening balance		723,056	23,419
Charge for the year		98,536	699,637
Reversals		(415,852)	-
Net (reversal) / charge for the year	31	(317,316)	699,637
Amounts written off		-	-
Closing balance		405,740	723,056
14.6 Unrealized gain on derivative financial instruments			
		Contract / Notional amount	Unrealised gain
		2016	2015
		Rupees in '000	
Forward exchange contracts		6,262,265	6,962,229
		23,660	26,845
15. BILLS PAYABLE			
In Pakistan		3,996,044	2,413,342
Outside Pakistan		-	-
		3,996,044	2,413,342
16. BORROWINGS			
In Pakistan		30,116,366	33,114,577
Outside Pakistan		79,336	115,605
		30,195,702	33,230,182
16.1 Particulars of borrowings with respect to currencies			
In local currency		30,116,366	33,114,577
In foreign currencies		79,336	115,605
		30,195,702	33,230,182

Notes to the Financial Statements

For The Year Ended December 31, 2016

	Note	2016	2015
		Rupees in '000	
16.2	Details of borrowings secured / unsecured		
	Secured		
Borrowings from State Bank of Pakistan (re-finance) under Export refinance scheme	16.2.1	1,633,241	2,099,670
Repurchase agreement borrowings	16.2.2	24,226,190	25,639,264
		25,859,431	27,738,934
	Unsecured		
Call borrowings	16.2.3	4,200,000	2,080,000
Borrowing from other financial institutions		-	59,848
Trading liability		-	3,295,643
Overdrawn nostro accounts		79,336	55,757
Overdrawn local bank accounts		56,935	-
		4,336,271	5,491,248
		30,195,702	33,230,182

16.2.1 The Bank has entered into agreements for financing with the State Bank of Pakistan (SBP) for extending export finance to customers. As per the agreements, the Bank has granted SBP the right to recover the outstanding amount from the Bank at the date of maturity of the finance by directly debiting the current account maintained by the Bank with SBP. These borrowings are repayable within six months. These carry markup rates ranging from 1% to 2% (2015: 1.50% to 3.50%) per annum.

16.2.2 These represent funds borrowed from the local interbank money market against government securities carrying interest rate ranging between 5.80% to 5.87% (2015: 6.11% to 6.50%) per annum with maturity upto January 2017

16.2.3 These represent unsecured borrowings from the local money market carrying interest rate ranging from 6.35% to 6.65% (2015: 6.95% to 7.50%) per annum with maturities ranging from March 2017 to May 2017.

		2016	2015
		Rupees in '000	
17.	DEPOSITS AND OTHER ACCOUNTS		
	Customers		
Fixed deposits		33,362,662	34,140,750
Savings deposits		23,529,436	20,257,192
Current accounts - non-remunerative		20,878,121	21,472,804
Margin accounts - non-remunerative		1,065,919	987,425
Others		718,503	823,770
		79,554,641	77,681,941
	Financial institutions		
Remunerative deposits		7,160,154	3,368,691
Non-remunerative deposits		72,628	46,949
		7,232,782	3,415,640
		86,787,423	81,097,581
17.1	Particulars of deposits		
In local currency		80,054,718	73,804,972
In foreign currencies		6,732,705	7,292,609
		86,787,423	81,097,581

Notes to the Financial Statements

For The Year Ended December 31, 2016

18. LIABILITIES AGAINST ASSETS SUBJECT TO FINANCE LEASE

	2016			2015		
	Minimum lease payments	Financial charges for future periods	Principal outstanding	Minimum lease payments	Financial charges for future periods	Principal outstanding
	Rupees in '000					
Not later than one year	4,713	896	3,817	4,794	1,449	3,345
Later than one year and not later than five years	7,463	586	6,877	12,382	1,582	10,800
Over five years	-	-	-	-	-	-
	12,176	1,482	10,694	17,176	3,031	14,145

18.1 The Bank has acquired solar panels (disclosed in note 12.2) under finance lease from NBP Leasing Limited. The lease term is 5 years and the discounting factor used is 6 months Kibor + 4%.

	Note	2016	2015
		Rupees in '000	
Mark-up / return / interest payable in local currency		493,753	487,424
Mark-up / return / interest payable in foreign currencies		8,586	9,787
Un-earned commission and income on bills discounted		59,809	61,739
Accrued expenses		146,249	94,116
Unrealized loss on derivative financial instruments	19.1	74,805	45,542
Provision against off-balance sheet obligations	19.2	124,736	124,736
Workers' Welfare Fund (WWF)		63,202	36,975
Advance received against future sale of non banking assets	19.3	344,323	150,718
Advance received against future sale of operating fixed assets	12.3	118,500	118,500
Gratuity payable to outsourced staff	30.2	22,580	36,123
Others		532,828	605,299
		1,989,371	1,770,959

19.1 Unrealised loss on forward foreign exchange contracts

	Contract / Notional amount		Unrealised gain	
	2016	2015	2016	2015
	Rupees in '000		Rupees in '000	
Forward foreign exchange contracts	10,533,991	6,688,102	74,805	45,542

19.2 Movement in provision against off-balance sheet obligations

	2016	2015
	Rupees in '000	
Opening balance	124,736	86,736
Charge for the year	-	38,000
Reversals during the year	-	-
	-	38,000
Closing balance	124,736	124,736

19.3 This include advance amounting to Rs.170.83 million received against future disposal of non-banking assets (land) measuring 122,311 square yards as disclosed in note 14.1.

Notes to the Financial Statements

For The Year Ended December 31, 2016

20. SHARE CAPITAL

20.1 Authorised capital

2016	2015		2016	2015
No. of Shares in '000			Rupees in '000	
10,500,000	10,500,000	Ordinary shares of Rs.10 each	105,000,000	105,000,000

20.2 Issued, subscribed and paid up capital

2016	2015		2016	2015
No. of Shares in '000			Rupees in '000	
800,315	800,315	Ordinary shares of Rs. 10 each fully paid in cash	8,003,150	8,003,150
100,000	100,000	Ordinary shares of Rs. 10 each fully paid in cash and issued at a discount of Rs. 2.5 per share	1,000,000	1,000,000
1,771,290	1,771,290	Ordinary shares of Rs. 10 each fully paid in cash and issued at a discount of Rs. 7.5 per share	17,712,898	17,712,898
5,128,205	5,128,205	Ordinary shares of Rs. 10 each fully paid in cash and issued at a discount of Rs. 8.44 per share	51,282,051	51,282,051
7,799,810	7,799,810		77,998,099	77,998,099

20.3 The SBP required each commercial bank to: (a) hold the minimum level of the regulatory capital (net of losses) to be raised to Rs. 10 billion (net of losses and share discount) by December 31, 2013 and (b) maintain a ratio of total regulatory capital to the risk-weighted asset (the "Basel ratio") at or above the internationally agreed minimum of 10%.

The Bank had approved issuance of right shares @ 311.00226% on December 2, 2009 at a discount of Rs. 7.5 per share have face value of Rs. 10 each to generate net additional capital of Rs. 7 billion. Out of these right shares, an amount of Rs. 2.572 billion was unsubscribed. SECP had granted three years extension for subscription of the rights, in line with tenor of convertible preference shares (refer note 21). During the year, the Board of Directors of the Bank passed a resolution to exercise call option in respect of convertible preference shares (refer note 21) and resultantly the Bank has cancelled the unsubscribed rights. The Bank has intimated the cancellation of unsubscribed rights shares to SECP on January 27, 2016.

Subsequent to year end on January 18, 2017, the Bank has issued further right shares against advance of Rs. 2.00 billion received for share subscription (refer note 1.3).

21. CONVERTIBLE PREFERENCE SHARES

The Bank had issued 880 million Convertible Preference Shares (CPS) in March 2013 at issue price of Rs. 2.50 per share aggregating to paid-up amount of Rs. 2,200 million. The CPS had three year tenor and were convertible into ordinary shares of the Bank at the conversion of 1:1. The subscriber had an option to exercise the put option at the end of the tenor through which they could sell their CPS to Arif Habib Corporation Limited (the Guarantor) at the strike price of Rs. 3.70 per CPS. The Bank was entitled to exercise Call Option, which was exercisable in full or in parts at any time after one year from the issue date subject to subscription of right shares. On January 27, 2016, the Bank exercised the call option to redeem CPS and made payment of Rs. 3,221 million including mark-up / profit payment of Rs. 1,021 million, which was recorded directly in statement of changes in equity, as it pertained to the redemption of equity instrument. The Bank also incurred transaction cost of Rs. 10 million on the redemption of PNCPS, which was also recorded directly in statement of changes in equity.

Notes to the Financial Statements

For The Year Ended December 31, 2016

	Note	2016 Rupees in '000	2015
22. SURPLUS ON REVALUATION OF ASSETS - NET OF TAX			
(Deficit) / surplus on revaluation of			
- available for sale securities	22.1	(8,000)	30,482
- fixed assets	22.2	60,480	69,588
		52,480	100,070
22.1 (Deficit) / surplus on revaluation of available for sale securities			
Federal Government securities			
Market Treasury Bills		(15,242)	573
Pakistan Investment Bonds		(47,914)	15,251
GOP Ijara Sukuks		(1,565)	22,600
		(64,721)	38,424
Fully paid-up ordinary shares			
Listed companies		49,302	8,581
Term Finance Certificate, Debentures, Bonds and Participation Term Certificates			
Term Finance Certificates - Listed		3,111	(109)
Related deferred tax liability	10.1 13	(12,308) 4,308	46,896 (16,414)
		(8,000)	30,482
22.2 Surplus on revaluation of fixed assets			
Surplus on revaluation of fixed assets	22.2.1	80,514	93,860
Related deferred tax liability	13	(20,034)	(24,272)
		60,480	69,588
22.2.1 Reconciliation of surplus on revaluation of fixed assets			
At the beginning of the year		93,860	96,355
Surplus realized on account of incremental depreciation - net of tax		(13,346)	(2,495)
At the end of the year	12.2.1	80,514	93,860

Notes to the Financial Statements

For The Year Ended December 31, 2016

		2016	2015
		Rupees in '000	
23. CONTINGENCIES AND COMMITMENTS			
23.1 Direct credit substitutes		-	-
23.2 Transaction-related contingent liabilities			
Guarantees favouring			
Government		10,823,354	8,806,959
Banks and other financial institutions		727,023	1,441,095
Others		2,741,080	1,748,182
23.2.1	This includes expired letter of guarantees aggregating to Rs. 2,901.86 million (2015: Rs. 2,862.43 million). Contingent liability against these guarantees will be reversed when original documents are received from customers.		
	Note	2016	2015
		Rupees in '000	
23.3 Trade-related contingent liabilities			
Letters of credit and acceptances		4,354,980	4,085,903
23.4	Claims against the bank not acknowledged as debt	326,102	342,051
	23.4.1 & 23.4.2		
23.4.1	These represent recovery suits filed by various parties in which the Bank is a direct or indirect defendant.		
23.4.2	Suits for damages of Rs. 24.34 billion (2015: Rs. 25.63 billion) have been filed against the Bank by various borrowers / employees in respect of certain disputes relating to loans and advances. The management of the Bank and its legal counsel consider that the suits are a counterblast in response to the recovery suits filed by the Bank. The Bank and its legal counsel are confident that the cases will be dismissed as actual damages have to be proven in such suits.		
23.5 Commitments in respect of forward contracts		2016	2015
		Rupees in '000	
Forward exchange contracts with State Bank of Pakistan, banks and other institutions			
Sale		5,894,494	4,347,910
Purchase		10,901,763	9,302,422
23.6	Claims against the bank by Competition Commission of Pakistan and Others	35,640	35,640
23.7	Commitments in respect of		
Property, civil work and equipment		55,430	120,728
Purchase of hardware / software		34,507	44,821
		89,937	165,549
23.8	The Bank makes commitments to extend credit in the normal course of its business but these being revocable commitments do not attract any significant penalty or expense if the facility is unilaterally withdrawn.		

Notes to the Financial Statements

For The Year Ended December 31, 2016

24. DERIVATIVE INSTRUMENTS

A derivative financial instrument is a financial contract between two parties where payments are dependent upon movements in price in one or more underlying financial instruments, reference rates or indices. The principal derivatives used by the Bank are forward foreign exchange contracts, foreign exchange swaps and equity futures. The Bank at present does not engage in structured derivative products such as Interest Rate Swaps, Forward Rate Agreements and Foreign Exchange Options.

A forward foreign exchange contract is an agreement to buy or sell a specified amount of foreign currency on a specified future date at an agreed rate. Equity futures are exchange traded contractual agreements to either buy or sell a specified security at a specific price and date in the future. A foreign exchange swap is used by the Bank if it has a need to exchange one currency for another currency on one day and then re-exchange those currencies at a later date.

The Bank enters into these contracts for the purpose of squaring currency / equity positions.

All derivatives are recognised at their fair value. Fair values are obtained from quoted market prices in active markets. Derivatives are carried in the balance sheet as assets when their fair value is positive and as liabilities when their fair value is negative.

Credit risk in respect of derivative financial instruments arises from the potential for a counterparty to default on its contractual obligations. The principal amount of the derivative contract does not represent real exposure to credit risk, which is limited to the positive fair value of instrument.

The details of commitments under forward foreign exchange contracts outstanding at year-end has been given in notes 23.5.

The accounting policies used to recognise and disclose derivative instruments are given in note 6.14.2. The risk management framework of derivative instruments is given in note 42.

25. MARK-UP / RETURN / INTEREST EARNED

On loans and advances to:

Customers
Financial institutions

2016
2015
Rupees in '000

7,403,007
-

6,797,603
-

On investments in:

Held-for-trading securities
Available-for-sale securities
Held-to-maturity securities

187,465
1,909,005
27,110

127,331
1,766,615
3,703

On deposits with financial institutions
On call money lendings
On securities purchased under resale agreements

2,123,580
2,350
3,711
426,405

1,897,649
382
398
237,283

9,959,053
8,933,315

26. MARK-UP / RETURN / INTEREST EXPENSED

Customer deposits
Securities sold under repurchase agreements
Call borrowings
Borrowings from State Bank of Pakistan under export refinance scheme
SWAP money market expense
Others

3,377,150
1,718,274
215,614
44,392
249,369
4,892

3,944,343
1,168,713
325,191
106,774
283,015
5,649

5,609,691
5,833,685

Notes to the Financial Statements

For The Year Ended December 31, 2016

	2016	2015
	Rupees in '000	
27. DIVIDEND INCOME		
Listed shares		
Adamjee Insurance Limited	-	300
AKD Capital Limited	249	249
Allied Bank Limited	-	485
Arif Habib Corporation Limited - related party	995	-
Askari Bank Limited	1,064	1,735
Attock Cement Limited	-	1,835
Attock Petroleum Limited	795	-
Bank Al-Habib Limited	-	351
Bank Al-Falah Limited	675	-
Crescent Steel & Allied Products Limited	127	79
Dawood Hercules Chemicals Limited	1,083	-
DG Khan Cement Limited	509	1,365
Engro Corporation Limited	2,845	820
Engro Fertilizer Limited	3,910	450
Fatima Fertilizer Company Limited - related party	25	-
Fauji Cement Company Limited	100	2,275
Fauji Fertilizer Bin Qasim Limited	2,897	1,631
Fauji Fertilizer Company Limited	955	-
Glaxosmithkline Pakistan Limited	43	-
Habib Metro Limited	-	400
HI-TECH Lubricants Limited	1,364	-
Hub Power Company Limited	1,950	1,650
Hum Network Limited	-	175
Kot Addu Power Company Limited	5,830	2,375
Maple Leaf Cement Factory Limited	875	-
Masood Textile Mills Limited	-	37
MCB Bank Limited	1,600	60
National Bank of Pakistan Limited	6,813	4,254
Nishat Chunian Limited	-	450
Nishat Chunian Power Limited	9,945	4,120
Nishat Power Limited	2,508	508
Oil & Gas Development Company Limited	60	-
Pak Elektron Limited	375	156
Pakgen Power Limited	163	-
Pakistan Oilfields Limited - related party	4,500	6,467
Pakistan Petroleum Limited	-	475
Pakistan Refinery Limited	16	-
Pakistan Reinsurance Company Limited	-	1,063
Pakistan State Oil Company Limited	-	600
Pakistan Telecommunication Company Limited	6,540	3,800
Pioneer Cement Company Limited	-	1,381
Shell Pakistan Limited	-	920
Thal Limited	-	186
Treet Corporation Limited	100	-
	58,911	40,652
28. GAIN / (LOSS) ON SALE OF SECURITIES - NET		
Government securities		
Market Treasury Bills	21,408	103,003
Pakistan Investment Bonds	(35,097)	456,961
GOP Ijara Sukuk Bonds	56,949	5,949
Shares - listed	101,759	82,238
Term Finance Certificates	-	2,797
	145,019	650,948

Notes to the Financial Statements

For The Year Ended December 31, 2016

	Note	2016 Rupees in '000	2015
29. OTHER INCOME			
Rent on property and non-banking assets	29.1	168,271	5,046
Rent on lockers		12,841	9,815
Gain on sale of property and equipment - net	12.6	201,566	1,365
Gain / (loss) from non-banking assets and profit from sale of or dealing with such assets - net	29.2	127,034	(52,531)
Postage, telex and other service charges recovered		28,207	24,824
Share of profit from associate	10.8.1	17,822	13,041
Early loan termination charges		57,679	41,338
		613,420	42,898

29.1 This includes rental income of Rs. 78.80 million and Rs. 81.14 million on balance sale consideration of the previous Head Office building (refer note 12.3) and certain non-banking assets (refer note 14.1), respectively.

29.2 Details of disposal of Non - Banking Assets

Nature of Property	Address	Book value	Sale proceeds	Gain / (Loss)
			Rupees in '000	
Open Plot	Kahtoni No. 29, 75, 76, 77 & 78 Qita No. 291 Slama Khata Mouza Ram Pur Surja Miana, Multan	9,943	9,943	-
Open Plot	Khasra No. 431, 424, 415, 413 Qitta No. 3, Khata/Khatoni No. 547/1007, 144/295, 295/1, 145/296 Mouza Aza Khel, Tehsil and District Nowshera	4,314	6,500	2,186
Open Plot	Khewat no.873, Khatooni No. 1074, Qitat No.2 measuring 8 kannal and Khewat No. 124, Khatooni no.274, Qita 1, Salam Khata measuring 05 Kanal & 18 Marlas & Khatooni No.269 measuring 01 Kanal & 6 Marlas, Gujranwala.	230,398	190,000	(40,398)
Flat	Flat # 19, third floor (Sun Floor), Areez Tower, Mouza Sohan Qusbati, Muree Road, Rawalpindi	3,285	2,665	(620)
Open Plot	6 plots measuring 120 kanals, Al Hamra Hills Agro Farming Scheme in Sector A & B, Islamabad.	134,134	300,000	165,866
Land & Building	House # 80-E, Measuring 9 Marlas Gulistan Colony, Rawalpindi.	3,500	3,500	-
		385,574	512,608	127,034

Notes to the Financial Statements

For The Year Ended December 31, 2016

	Note	2016	2015
		Rupees in '000	
30. ADMINISTRATIVE EXPENSES			
Salaries, allowances and other benefits		2,554,037	2,416,253
Charge for defined benefit plan	37.1.3 / 30.2	70,502	71,662
Contribution to defined contribution plan	37.2	69,622	64,321
Non-executives directors' fees	38.1	30,570	19,155
Rent, taxes, insurance, electricity, etc.		840,765	693,869
Guarantee commission paid in respect of CPS		20,350	81,400
Legal and professional charges		365,552	354,012
Communications		225,098	239,978
Financial charges on leased assets		1,282	1,931
Repairs and maintenance		259,058	298,372
Stationery and printing		58,455	61,667
Security charges		80,974	80,342
Advertisement and publicity		185,694	125,598
Depreciation	12.2	353,860	357,813
Amortization of intangible assets	12.4	81,439	86,106
Auditors' remuneration	30.1	12,082	10,401
Fuel and travelling expenses		124,848	128,577
Brokerage and commission		15,009	11,812
Subscriptions and newspapers		10,774	13,315
Entertainment		41,967	43,044
Others		98,532	109,091
		5,500,470	5,268,719
30.1 Auditors' remuneration			
Annual audit fee		4,320	3,600
Half yearly review		1,656	1,380
Special certifications		4,130	3,986
Out-of-pocket expenses		1,976	1,435
		12,082	10,401
30.2	It includes gratuity expensed pertaining to outsourced staff amounting to Rs. 11.20 million (2015: Rs. 18.34 million).		
	Note	2016	2015
		Rupees in '000	
31. OTHER (REVERSALS) / PROVISIONS / WRITE OFFS - NET			
(Reversal) / Provision against other assets	14.5	(317,316)	699,637
Other provisions		-	63,000
Write offs		11,957	339
		(305,359)	762,976
32. OTHER CHARGES			
Penalties imposed by SBP		2,638	37,178
Operational loss		17,836	40,405
Worker's Welfare Fund		26,227	-
Depreciation of non-banking assets acquired in satisfaction of claims		83,877	-
		130,578	77,583

Notes to the Financial Statements

For The Year Ended December 31, 2016

	2016	2015
	Rupees in '000	
33. TAXATION		
Current		
- for the year	-	-
- prior year	47,848	92,322
	47,848	92,322
Deferred		
- for the year	498,731	(220,419)
- prior year	-	-
	498,731	(220,419)
	546,579	(128,097)
33.1 Relationship between tax expense and accounting profit		
Profit / (Loss) before tax	1,285,132	(1,839,702)
Tax rate	35%	35%
Tax at applicable rate	449,796	(643,896)
Permanent difference	(104,955)	18,654
Deferred tax asset / minimum tax credit written off / adjusted	193,503	490,900
Others	8,235	6,245
	546,579	(128,097)

33.2 The income tax returns of the Bank have been submitted up to Tax Year 2016. The Bank has filed appeals before ATIR against certain disallowances amounting to Rs. 1,996 million (December 31, 2015 : Rs. 1,996 million) made by Tax officer for assessment / tax year(s) 2000-2001, 2001-2002, 2002-2003 and 2004. The disallowances amounting to Rs. 682 million (December 31, 2015 : Rs. 682 million) in respect of tax years 2003 and 2006 are pending at CIR (A). Management is confident that the outcome of these appeals would be in favor of the Bank.

33.3 Income tax returns for tax years 2011 and 2014 were selected for audit. The proceedings of the audit are in process, no order has been passed by the relevant tax authorities. The proceedings u/s 161/205 of the Income Tax Ordinance regarding monitoring of withholding taxes pertaining to the tax years 2011 to 2014 were completed. Orders were issued by the Assessing Officer creating total tax demand of Rs. 39 million (already paid by the bank) along with default surcharge of Rs. 17 million. The Bank's appeals against orders u/s 161/205 for tax year 2013 and 2014 before the Commissioner Inland Revenue (Appeals - II) were rejected after which appeals before the Appellate Tribunal Inland Revenue, Karachi have been filed, which are pending hearing. Management is confident that the outcome of these appeals would be in favor of the Bank.

33.4 The Bank received an Order-in-Original passed by the Assistant Commissioner-2, Sindh revenue Board (SRB), whereby a demand (including penalty) of Rs. 6.34 million was created in respect of facilitating insurance companies to provide insurance services to the customers of the Bank. The said Order-in-Original has been challenged in appeal before the Commissioner (Appeals), SRB, Karachi on both legal and factual grounds. The appeal of the Bank is pending hearing and management of the Bank is confident that the matter will be decided in Bank's favor.

33.5 The Bank's return in respect of AJK operations have been submitted up to and including Tax Year 2016. Certain appeals were filed before the various appellate forums which are either pending for adjudication or the proceedings initiated against the Bank have been dropped / withdrawn. Management is confident that the outcome of pending appeals would be in favor of the Bank.

Notes to the Financial Statements

For The Year Ended December 31, 2016

34. EARNINGS / (LOSS) PER SHARE - BASIC AND DILUTED	Note	2016 Rupees in '000	2015
Profit / (Loss) after taxation for the year - attributable to ordinary equity holders of the Bank for basic and diluted (Rupees in '000)		738,553	(1,711,605)
Weighted average number of basic outstanding ordinary shares during the year (Numbers in '000)		7,799,810	2,943,992
Weighted average number of diluted outstanding ordinary shares during the year (Numbers in '000)		7,799,810	2,943,992
Basic earnings / (loss) per share (Rupee)		0.09	(0.58)
Diluted earnings / (loss) per share (Rupee)		0.09	(0.58)

35. CASH AND CASH EQUIVALENTS	Note	2016 Rupees in '000	2015
Cash and balances with treasury banks	7	7,370,962	7,343,670
Balances with other banks	8	87,748	194,065
		7,458,710	7,537,735

36. STAFF STRENGTH		2016 Number of persons	2015
Permanent		1,285	1,247
Temporary / Contractual basis		95	31
Bank's own staff strength at the end of the year		1,380	1,278
Outsourced	36.1	1,987	1,875
Total staff strength		3,367	3,153

36.1 These exclude outsourced security guards and commission based agents.

37. **STAFF RETIREMENT BENEFITS**

37.1 **Defined benefit plan**

As disclosed in note 6.10.2, the Bank operates an approved funded gratuity scheme for all its regular employees. The entitlement of the employees commences on completion of five years with the Bank beginning from January 01, 2005. Projected Unit Credit Actuarial Cost Method has been used for actuarial valuation dated December 31, 2016. The financial statements of the fund are separately prepared and audited and are not included as part of these financial statements. Contribution funds are placed in bank account maintained with Silkbank in fixed deposit and super saver scheme at the rates ranging from 4% to 6.8%.

37.1.1 Amount recognized in the balance sheet:	Note	2016 Rupees in '000	2015
Present value of defined benefit obligation	37.1.2	433,989	372,201
Less: Fair value of plan assets	37.1.2	(482,666)	(413,870)
Asset	14	(48,677)	(41,669)

Notes to the Financial Statements

For The Year Ended December 31, 2016

37.1.2 Movement of present value of defined benefit obligation and fair value of plan assets

	2016		
	Present value of defined benefit obligation	Fair value of plan assets	Total
	Rupees in '000		
As at January 1, 2016	372,201	(413,870)	(41,669)
Current service cost	62,890	-	62,890
Interest cost / (income)	33,990	(37,582)	(3,592)
Bank's contributions	-	(59,298)	(59,298)
Benefits paid	(25,704)	25,704	-
Remeasurements recognised in other comprehensive income:			
Gain due to change in financial assumptions	(2,251)	-	(2,251)
Loss due to changes in experience adjustment	(7,137)	-	(7,137)
Return on plan assets excluding amounts included in interest income	-	2,380	2,380
	(9,388)	2,380	(7,008)
As at December 31, 2016	433,989	(482,666)	(48,677)

	2015		
	Present value of defined benefit obligation	Fair value of plan assets	Total
	Rupees in '000		
As at January 1, 2015	307,802	(363,011)	(55,209)
Current service cost	57,539	-	57,539
Interest cost / (income)	33,080	(37,296)	(4,216)
Bank's contributions	-	(53,324)	(53,324)
Benefits paid	(31,594)	31,594	-
Remeasurements recognised in other comprehensive income:			
Gain due to change in financial assumptions	(2,867)	-	(2,867)
Loss due to changes in experience adjustment	8,241	-	8,241
Return on plan assets excluding amounts included in interest income	-	8,167	8,167
	5,374	8,167	13,541
As at December 31, 2015	372,201	(413,870)	(41,669)

Note **2016** **2015**
Rupees in '000

37.1.3 Amount recognised in profit and loss account:

Current service cost		62,890	57,539
Interest cost on defined benefit obligation		33,990	33,080
Interest income on plan assets		(37,582)	(37,296)
	30	59,298	53,323

Notes to the Financial Statements

For The Year Ended December 31, 2016

	Note	2016	2015
		Rupees in '000	
37.1.4 Remeasurements recognised in OCI for the year			
Actuarial (gain) / loss on obligation		(9,388)	5,374
Actuarial loss on plan assets		2,380	8,167
		(7,008)	13,541
37.1.5 Movement of net defined benefit asset:			
Net defined benefit asset at the beginning of the year		(41,669)	(55,209)
Charge for the year	37.1.3	59,298	53,323
Remeasurements - gains recognized in OCI during the year	37.1.4	(7,008)	13,541
Bank's contributions	37.1.2	(59,298)	(53,324)
Net defined benefit asset at the end of the year		(48,677)	(41,669)
37.1.6 Actual return on plan assets		35,202	29,129
37.1.7 Principal actuarial assumptions		2016	2015
Financial assumptions			
Discount factor used		8.00%	9.00%
Expected increase in eligible pay *		7.00%	8.00%
Demographic assumptions			
Mortality rates (for death in service)		SLIC (2001-05)-1	SLIC (2001-05)-1
Rates of employee turnover		Ultra Heavy Rates	Ultra Heavy Rates
Normal retirement age (years)		60 years	60 years
* Salary increments were assumed to be given on January 01, each year.			
37.1.8	The discount rate of 8.00% (per annum compound) is representative of yields on Pakistan Investment Bonds and high quality term finance certificates.		
37.1.9	The expected charge for the year 2017 is Rs. 61.59 million.		
37.1.10	The sensitivity of the defined benefit obligation to changes in the weighted principal assumptions is:		
		Impact on defined benefit obligation	
		Change in assumption	Increase in assumption
			Decrease in assumption
		Rupees in '000	
Discount rate	1%	(23,277)	25,929
Salary growth rate	1%	28,073	(25,615)

The above sensitivity analysis is based on a change in an assumption while holding all other assumptions constant. In practice, this is unlikely to occur and changes in some of the assumptions may be correlated. When calculating the sensitivity of the defined benefit obligation to significant actuarial assumptions the same method (present value of the defined benefit obligation calculated with the Projected Unit Credit Actuarial Cost Method at the end of the reporting period) has been applied as when calculating net defined benefit asset recognised within the statement of financial position.

Notes to the Financial Statements

For The Year Ended December 31, 2016

	2016	2015
	Rupees in '000	
37.1.11 Composition of fair value of plan assets		
Pakistan Investment Bonds	26,236	25,393
Term Finance Certificates	-	4,917
Cash and bank balances	47,089	23,949
Term Deposits	369,000	349,000
Mutual Funds	25,296	10,611
National Investment Trust Units	15,045	-
	482,666	413,870

37.2 Defined contribution plan

The Bank operates an approved funded contributory provident fund for all its permanent employees to which equal monthly contributions are made both by the Bank and the employees at the rate of 8.33% of basic salary. The financial statements of the fund are separately prepared and audited and are not included as part of these financial statements. Contribution funds are placed with bank account maintained with SILKBANK in fixed deposit and super saver scheme at the rates ranging from 4% to 15%.

	Note	2016	2015
		Rupees in '000	
Bank's contribution	30	69,622	64,321

38. COMPENSATION OF DIRECTORS AND EXECUTIVES

	2016	2015	2016	2015	2016	2015
Note	President / Chief Executive		Executive Directors		Executives	
	Rupees in '000					
Managerial remuneration	39,178	36,904	17,202	12,500	623,474	577,975
Contribution to defined contribution plan	3,264	3,074	1,433	1,041	47,721	42,387
Rent and house maintenance	19,589	18,452	8,601	6,250	311,738	288,989
Medical	3,918	3,690	1,720	1,250	62,348	57,798
Conveyance	7,836	7,381	3,440	2,500	124,694	115,594
Bonus and others	5,169	13,552	2,888	4,516	130,301	132,542
38.1	78,954	83,053	35,284	28,057	1,300,276	1,215,285
Number of persons remained at end of year	1	1	1	1	453	437

The Chief Executive, Executive Director and Executives are provided with free use of Bank provided cars. Executives mean employees, other than Chief Executive Officer and Directors, whose basic salary exceeds five hundred thousand rupees in a financial year.

38.1 As disclosed in note 30, the non-executive directors were paid Rs. 30.57 million (2015: Rs. 19.16 million) as meeting fee.

39. FAIR VALUE OF FINANCIAL INSTRUMENTS

The fair value of traded investments is based on quoted market prices. Fair value of unquoted equity investments other than investments in associates is determined on the basis of break up value of these investments as per the latest available audited financial statements, less impairment if any.

Fair value of fixed term loans, other assets, other liabilities, fixed term deposits and borrowings cannot be calculated with sufficient reliability due to absence of current and active market for such assets and liabilities and reliable data regarding market rates for similar instruments. The provision for impairment of loans and advances has been calculated in accordance with the Bank's accounting policy as stated in note 6.5 to these financial statements.

The maturity and repricing profile and effective rates are stated in notes 43.2.3, 43.3.1 and 43.3.2 respectively.

In the opinion of the management, the fair value of the remaining financial assets and liabilities are not significantly different from their carrying values since assets and liabilities are either short-term in nature or in the case of customer loans and deposits are frequently re-priced.

Notes to the Financial Statements

For The Year Ended December 31, 2016

The Bank measures fair values using the following fair value hierarchy that reflects the significance of the inputs used in making the measurements:

Level 1 : Fair value measurements using quoted prices (unadjusted) in active markets for identical assets or liabilities.

Level 2 : Fair value measurements using inputs other than quoted prices included within Level 1 that are observable for the assets or liability, either directly (i.e. as prices) or indirectly (i.e. derived from prices).

Level 3 : Fair value measurements using input for the asset or liability that are not based on observable market data (i.e. unobservable inputs).

39.1 The table below analyses the financial and non-financial assets carried at fair values, by valuation methods. For financial assets, the Bank essentially carries its investments in debt and equity securities at fair values. Valuation of investments is carried out as per guidelines specified by the SBP. In case of non-financial assets, the Bank has adopted revaluation model (as per IAS 16) in respect of land and building.

	2016				2015			
	Level 1	Level 2	Level 3	Total	Level 1	Level 2	Level 3	Total
On balance sheet financial instruments	Rupees in '000							
Financial assets measured at fair value								
Held for trading securities								
- Shares in listed companies	12,148	-	-	12,148	-	-	-	-
- Pakistan Investment Bonds	-	-	-	-	-	307,471	-	307,471
Available-for-sale Securities								
- Shares in listed companies	440,492	-	-	440,492	921,913	-	-	921,913
- Pakistan Investment Bonds	-	9,003,567	-	9,003,567	-	7,978,688	-	7,978,688
- Market Treasury Bills	-	26,844,860	-	26,844,860	-	23,537,278	-	23,537,278
- GOP Ijara-Sukuk	-	981,480	-	981,480	-	2,122,600	-	2,122,600
- Term Finance Certificates - Listed	-	103,111	-	103,111	-	27,832	-	27,832
	440,492	36,933,018	-	37,373,510	921,913	33,666,398	-	34,588,311
Non-Financial Asset measured at fair value								
Operating fixed assets - land and buildings	-	-	2,583,563	2,583,563	-	-	2,975,499	2,975,499
Off balance sheet financial instruments								
Foreign exchange option purchased (notional value)	-	10,901,763	-	10,901,763	-	9,302,422	-	9,302,422
Foreign exchange option sold (notional value)	-	5,894,494	-	5,894,494	-	4,347,910	-	4,347,910

The valuation techniques used for above assets are same as disclosed in note 6.4.1, 6.4.2 & 12.2.1 of these financial statements.

The Bank's policy is to recognise transfers into and out of the different fair value hierarchy levels at the date the event or change in circumstances that caused the transfer occurred. There were no transfers between levels 1 and 2 during the year.

40. SEGMENT DETAILS WITH RESPECT TO BUSINESS ACTIVITIES

For management purposes, the Bank is organized into following major business segments:

- Wholesale Banking *
- Treasury*
- Consumer / SME Banking *

All assets, liabilities, off balances sheet items, and items of income and expense are distributed in primary segments in accordance with the core functions performed by the business groups.

Notes to the Financial Statements

For The Year Ended December 31, 2016

	Wholesale banking	Treasury (Trading)	Consumer / SME banking	Total
Rupees in '000				
2016				
Total income - net	707,009	563,680	5,291,337	6,562,026
Total expenses	(425,219)	(175,137)	(4,676,538)	(5,276,894)
Net Income	281,790	388,543	614,799	1,285,132
Taxation				(546,579)
Net income after taxation				738,553
Segment assets (gross)	50,720,160	42,411,849	46,906,480	140,038,489
Segment non performing loans	3,469,479	-	2,350,846	5,820,325
Segment provision required	3,165,498	89,370	1,749,799	5,004,667
Segment liabilities	12,075,831	28,500,995	82,402,408	122,979,234
Segment return on net assets (ROA) (%)	0.71%	0.85%	1.32%	
Segment cost of funds (%)	6.18%	6.58%	3.99%	

	Wholesale banking	Treasury (Trading)	Consumer / SME banking	Total
Rupees in '000				
2015				
Total income - net	594,396	1,204,392	3,195,165	4,993,953
Total expenses	(1,357,655)	(197,627)	(5,278,373)	(6,833,655)
Net income	(763,259)	1,006,765	(2,083,208)	(1,839,702)
Taxation				128,097
Net loss after taxation				(1,711,605)
Segment assets (gross)	45,961,910	44,385,733	49,538,787	139,886,430
Segment non performing loans	4,764,859	-	3,755,054	8,519,913
Segment provision required	3,977,482	89,370	2,716,707	6,783,559
Segment liabilities	8,478,603	31,302,406	78,745,200	118,526,209
Segment return on net assets (ROA) (%)	-2.68%	10.22%	-7.23%	
Segment cost of funds (%)	4.84%	8.55%	5.11%	

* These include Islamic Banking Business (for details refer Annexure II).

41. RELATED PARTY TRANSACTIONS

Related parties comprise directors, major shareholders of the Bank and the companies owned by such shareholders, entities owned by the directors of the Bank, companies where directors of the Bank also hold directorship, associate, key employees, entities that have key management personnel in common and employee benefit plan and defined contribution plan.

Transactions with related parties are carried out in the normal course of business at agreed terms other than those transactions which are made under the terms of employment. Majority of the transactions with related parties comprise loans and advance, deposits, issuance of letters of credit and guarantees.

Advances for the house building, conveyance and for personal use have also been provided to the staff and executives at reduced rates in accordance with the employment and pay policy and such advances have not been disclosed in the following schedule. Facility of group life insurance and hospitalisation insurance is also provided to staff and executives. In addition to this, executives of the Bank have been provided with Bank maintained cars.

Transactions with associate and key management personnel are also executed substantially on the same terms or as per the employment terms.

Details of transactions with related parties and balances with them as at the year-end are as follows:

Notes to the Financial Statements

For The Year Ended December 31, 2016

	2016			2015		
	CEO and Directors	Key management personnel and Others	Associated companies and common directorships	CEO and Directors	Key management personnel and Others	Associated companies and common directorships
Rupees in '000						
Balances						
Loans						
Loans outstanding at the beginning of the year	150	4,070	1,677,659	3,599	2,742	1,190,282
Loans given during the year	866	142,248	1,952,181	15,210	4,297	4,424,337
Loans repaid / adjusted during the year	(768)	(14,569)	(2,584,706)	(18,659)	(2,969)	(3,936,960)
Loans outstanding at the end of the year	248	131,749	1,045,134	150	4,070	1,677,659
Deposits						
Deposits at the beginning of the year	18,090	1,070,143	3,205,349	13,846	136,117	1,492,381
Deposit received during the year	357,954	6,189,246	2,557,555	364,138	8,962,558	11,875,907
Deposits repaid / adjusted during the year	(357,853)	(7,016,614)	(4,550,062)	(359,894)	(8,028,532)	(10,162,939)
Deposits at the end of the year	18,191	242,775	1,212,842	18,090	1,070,143	3,205,349
Investments - Shares						
At the beginning of the year	-	-	231,763	-	-	176,748
Investment made during the year	-	-	326,597	-	-	113,610
Investments redeemed / impaired / adjusted during the year	-	-	(337,627)	-	-	(58,595)
Investments at the end of the year	-	-	220,733	-	-	231,763
Transactions						
Short term employment benefits	109,543	297,923	-	106,994	299,726	-
Contribution to Defined benefit Plan	4,696	11,059	-	4,115	10,834	-
Mark-up earned on advances	66	10,808	106,047	501	913	80,616
Mark-up paid on deposits	545	8,178	69,067	662	15,024	192,121
Services rendered	-	147,146	43,673	-	141,951	83,353
Meeting fee of non-executive directors	30,570	-	-	19,155	-	-
Share of profit from Associate	-	-	17,822	-	-	13,041

41.1 Deposits of employees' Provident Fund and employees' Gratuity Fund - Rs. 1,115 million (2015: 1,027 million) carries mark-up at the rates ranging from 4% to 15% (2015: 5.5% to 15%).

41.2 Balances pertaining to parties that were related at the beginning of the year but ceased to be so related during any part of the current year are not reflected as part of the closing balance of the current period. The same are accounted for through the movement presented above.

Notes to the Financial Statements

For The Year Ended December 31, 2016

42. CAPITAL ASSESSMENT AND ADEQUACY

42.1 Scope of Applications

The Basel-III Framework is applicable to the Bank on a stand alone basis and the Bank has adopted the Standardised approach for Credit and Market Risk and Basic Indicator Approach for Operational Risk while using the simple approach for Credit Risk Mitigation as per SBP guidelines. Saudi Pak Insurance Company Limited (SPICL) is an associate of the Bank which has not been considered for consolidation both under accounting and regulatory scope of consolidation. The Bank owns 23.08% investment in shares of SPICL due to which the Bank has acquired significant influence, but not control, over financial and operating policies of SPICL.

42.1.1 Capital management

Objective of Capital Management:

The Bank manages its capital to attain following objectives and goals:

- To comply with statutory capital requirements set by regulators and comparable with peers;
- Ensuring sufficient liquidity to support its financial obligations and execute its operating and strategic plans;
- Maintaining healthy liquidity reserves and access to capital;
- To mitigate all expected and un expected losses to keep institution a going concern so it can continue to provide adequate return to shareholders; and
- To extend credit to support growth in business even in adverse and stressed economic environment.

Statutory minimum capital & capital adequacy requirements

The State Bank of Pakistan (SBP) vide BSD Circular No. 7 dated April 15, 2009 set the Minimum Capital Requirement (MCR) for Banks of Rs. 10 billion (net of losses) for all locally incorporated banks to be achieved up to December 31, 2013. The Banks are also required to maintain a Capital Adequacy Ratio (CAR) of at least 10% plus capital conservation buffer of 0.65% of the risk weighted exposures of the Bank. The capital of the Bank (net of losses and discount on shares) as of December 31, 2016 amounted to Rs. 11.67 billion excluding general reserves of Rs. 328 million and CAR of 10.67%.

The Capital Adequacy Ratio of the Bank is subject to the Basel III capital adequacy guidelines stipulated by SBP through its BPRD Circular No. 06 of 2013 dated August 15, 2013 (as amended). These Instructions are effective from December 31, 2013 in a phased manner with full implementation intended by December 31, 2019. Under Basel III guidelines, Banks are required to maintain the following ratios on an ongoing basis.

Phase-in arrangement and full implementation of the minimum capital requirements:

Under Basel III guidelines banks are required to maintain the following ratios on an ongoing basis.

Ratio	Year						As of Dec 31,
	2013	2014	2015	2016	2017	2018	2019
CET I	5.00%	5.50%	6.00%	6.00%	6.00%	6.00%	6.00%
ADT I	1.50%	1.50%	1.50%	1.50%	1.50%	1.50%	1.50%
Tier 1	6.50%	7.00%	7.50%	7.50%	7.50%	7.50%	7.50%
Total Capital	10.00%	10.00%	10.00%	10.00%	10.00%	10.00%	10.00%
*CCB	-	-	0.25%	0.65%	1.275%	1.90%	2.50%
Total Capital plus CCB	10.00%	10.00%	10.25%	10.65%	11.28%	11.90%	12.50%

*Capital Conservation Buffer (CCB) Consisting of CET1 only

Bank's regulatory capital is analyzed into three tiers.

Common Equity Tier 1 capital (CET1), which includes fully paid up capital, balance in share premium account / discount on issue of shares, general reserves, statutory reserves as per the financial statements and net unappropriated profits after all regulatory adjustments applicable on CET1.

The deduction from Tier 1 capital includes mainly:

- (i) Book value of intangibles
- (ii) Threshold deductions applicable from 2014 on deferred tax assets
- (iii) Significant minority investment in banking and other financial entities

Notes to the Financial Statements

For The Year Ended December 31, 2016

Tier 2 capital, which includes subordinated debt instruments, share premium of issuance of subordinated debt instruments, general provisions for loan losses (up to a maximum of 1.25% of credit risk weighted assets), net of tax reserves on revaluation of fixed assets and securities up to a maximum of 45% of the balance and (60% of the remaining revaluation reserves of 55%) and foreign exchange translation reserves after all regulatory adjustments applicable on Tier-2.

The deductions from Tier 2 include mainly:

(i) Significant minority investment in banking and other financial entities

Banking operations are categorised as either trading book or banking book and risk-weighted assets are determined according to specified requirements of SBP that seek to reflect the varying levels of risk attached to assets and off-balance sheet exposures. The total risk-weighted exposures comprise of the credit risk, market risk and operational risk.

The Bank uses reputable and SBP approved rating agencies for deriving risk weight to specific credit exposures. These are applied consistently across the Bank credit portfolio for both on-balance sheet and off-balance sheet exposures.

For domestic claims, External Credit Assessment Institutions (ECAIs) recommended by the State Bank of Pakistan (SBP), namely Pakistan Credit Rating Agency Limited (PACRA) and JCR-VIS Credit Rating Company Limited (JCR-VIS) are used. For claims on foreign entities, ratings assigned by Standard and Poor's, Fitch and Moody's are used. Foreign exposures not rated by any of the aforementioned rating agencies are categorised as unrated.

Exposures	2016				
	JCR	PACRA	S&P	FITCH	Moody's
Corporate	✓	✓			
Banks	✓	✓	✓	✓	✓

SBP indicative mapping process as instructed in SBP circular "Minimum Capital Requirements for Banks and DFIs" (indicated in table below) was used to map alphanumeric ratings of PACRA, JCR-VIS, S&P's, Moody's, Fitch Ratings, and numeric scores of ECAs, to SBP rating grades.

Mapping to SBP Ratings Grades

Long-term rating grade mapping

SBP Rating Grade	PACRA	JCR-VIS	FITCH	S&P	MOODY'S	ECA Scores
1	AAA	AAA	AAA	AAA	Aaa	1
	AA+	AA+	AA+	AA+	Aa1	
	AA	AA	AA	AA	Aa2	
	AA-	AA-	AA-	AA-	Aa3	
2	A+	A+	A+	A+	A1	2
	A	A	A	A	A2	
	A-	A-	A-	A-	A3	
3	BBB+	BBB+	BBB+	BBB+	Baa1	3
	BBB	BBB	BBB	BBB	Baa2	
	BBB-	BBB-	BBB-	BBB-	Baa3	
4	BB+	BB+	BB+	BB+	Ba1	4
	BB	BB	BB	BB	Ba2	
	BB-	BB-	BB-	BB-	Ba3	
5	B+	B+	B+	B+	B1	5,6
	B	B	B	B	B2	
	B-	B-	B-	B-	B3	
6	CCC+ and Below	CCC+ and Below	CCC+ and Below	CCC+ and Below	Caa1 and Below	7

Short-term ratings grades mapping

SBP Rating Grade	PACRA	JCR-VIS	FITCH	S&P	MOODY'S
S1	A-1	A-1	F1	A-1+, A-1	P-1
S2	A-2	A-2	F2	A-2	P-2
S3	A-3	A-3	F3	A-3	P-3
S4	Others	Others	Others	Others	Others

Notes to the Financial Statements

For The Year Ended December 31, 2016

42.2	Capital Adequacy Ratio (CAR)	Note	2016	2015
			Rupees in '000	
Common Equity Tier 1 capital (CET1): Instruments and reserves				
1	Fully Paid-up Capital		79,998,099	79,693,394
2	Balance in Share Premium Account		-	-
3	Reserve for issue of Bonus Shares		-	-
4	Discount on Issue of shares		(56,566,725)	(56,566,725)
5	General/ Statutory Reserves		327,845	180,134
6	Gain/(Losses) on derivatives held as Cash Flow Hedge		-	-
7	Unappropriated/unremitted profits/ (losses)	42.2.5	(12,635,048)	(12,212,853)
8	Minority Interests arising from CET1 capital instruments issued to third parties by consolidated bank subsidiaries (amount allowed in CET1 capital of the consolidation group)		-	-
9	CET 1 before Regulatory Adjustments		11,124,171	11,093,950
10	Total regulatory adjustments applied to CET1	42.2.1	1,824,578	1,661,562
	Adjustment to CET1 due to insufficient AT1 capital and T2 capital to cover adjustments	42.2.2	20,565	
11	Common Equity Tier 1		<u>9,279,028</u>	<u>9,432,388</u>
Additional Tier 1 (AT 1) Capital				
12	Qualifying Additional Tier-1 capital instruments plus any related share premium		-	2,200,000
13	of which: Classified as equity		-	2,200,000
14	of which: Classified as liabilities		-	-
15	Additional Tier-1 capital instruments issued to third parties by consolidated subsidiaries (amount allowed in group AT 1)		-	-
16	of which: instrument issued by subsidiaries subject to phase out		-	-
17	AT1 before regulatory adjustments		-	2,200,000
18	Total regulatory adjustment applied to AT1 capital	42.2.2	-	25,501
19	Additional Tier 1 capital after regulatory adjustments		-	2,174,499
20	Additional Tier 1 capital recognised for capital adequacy		-	2,174,499
21	Tier 1 Capital (CET1 + admissible AT1) (11+20)		<u>9,279,028</u>	<u>11,606,888</u>
Tier 2 Capital				
22	Qualifying Tier 2 capital instruments under Basel III plus any related share premium		-	-
23	Tier 2 capital instruments subject to phase-out arrangement issued under pre-Basel 3 rules		-	-
24	Tier 2 capital instruments issued to third parties by consolidated subsidiaries (amount allowed in group tier 2)		-	-
25	of which: instruments issued by subsidiaries subject to phase out		-	-
26	General provisions or general reserves for loan losses-up to maximum of 1.25% of Credit Risk Weighted Assets		478,549	515,802
27	Revaluation Reserves (net of taxes)		-	-
28	of which: Revaluation reserves on fixed assets		731,965	634,842
29	of which: Unrealised gains / losses on AFS		(6,240)	20,424
30	Foreign Exchange Translation Reserves		-	-
31	Undisclosed/Other Reserves (if any)		-	-
32	T2 before regulatory adjustments		1,204,274	1,171,068
33	Total regulatory adjustment applied to T2 capital	42.2.3	20,565	25,501
34	Tier 2 capital (T2) after regulatory adjustments		<u>1,183,709</u>	<u>1,145,567</u>
35	Tier 2 capital recognised for capital adequacy		1,183,709	1,145,567
36	Portion of Additional Tier 1 capital recognized in Tier 2 capital		-	-
37	Total Tier 2 capital admissible for capital adequacy		<u>1,183,709</u>	<u>1,145,567</u>
38	TOTAL CAPITAL (T1 + admissible T2) (21+37)		<u>10,462,738</u>	<u>12,752,455</u>
39	Total Risk Weighted Assets (RWA)	42.5	98,099,652	92,135,474

Notes to the Financial Statements

For The Year Ended December 31, 2016

Capital Ratios and buffers (in percentage of risk weighted assets)

40	CET1 to total RWA	9.46%	10.24%
41	Tier-1 capital to total RWA	9.46%	12.60%
42	Total capital to total RWA	10.67%	13.84%
43	Bank specific buffer requirement (minimum CET1 requirement plus capital conservation buffer plus any other buffer requirement)	-	-
44	of which: capital conservation buffer requirement	-	-
45	of which: countercyclical buffer requirement	-	-
46	of which: D-SIB or G-SIB buffer requirement	-	-
47	CET1 available to meet buffers (as a percentage of risk weighted assets)	-	-

National minimum capital requirements prescribed by SBP

48	CET1 minimum ratio	6.00%	6.00%
49	Tier 1 minimum ratio	7.50%	7.50%
50	Total capital minimum ratio	10.00%	10.00%
	Leverage Ratio		
	Tier 1 Capital	9,279,028	11,606,887
	Total Exposures	154,726,047	150,045,867
	Leverage Ratio	6.00%	7.74%

2016
Rupees in '000

Regulatory Adjustments and Additional Information	Amount	Amounts subject to Pre- Basel III treatment	Amount
---	--------	---	--------

42.2.1 Common Equity Tier 1 capital: Regulatory adjustments

1	Goodwill (net of related deferred tax liability)		
2	All other intangibles (net of any associated deferred tax liability)	245,219	306,829
3	Shortfall in provisions against classified assets	-	-
4	Deferred tax assets that rely on future profitability excluding those arising from temporary differences (net of related tax liability)	92,492	288,694
5	Defined-benefit pension fund net assets	-	-
6	Reciprocal cross holdings in CET1 capital instruments of banking, financial and insurance entities		81,693
7	Cash flow hedge reserve	-	-
8	Investment in own shares/ CET1 instruments	-	-
9	Securitization gain on sale	-	-
10	Capital shortfall of regulated subsidiaries	-	-
11	Deficit on account of revaluation from bank's holdings of fixed assets/ AFS	-	-

Notes to the Financial Statements

For The Year Ended December 31, 2016

2016

Rupees in '000

2015

Regulatory Adjustments and Additional Information	Amount	Amounts subject to Pre- Basel III treatment	Amount
12 Investments in the capital instruments of banking, financial and insurance entities that are outside the scope of regulatory consolidation, where the bank does not own more than 10% of the issued share capital (amount above 10% threshold)	-		-
13 Significant investments in the common stocks of banking, financial and insurance entities that are outside the scope of regulatory consolidation (amount above 10% threshold)	-		-
14 Deferred Tax Assets arising from temporary differences (amount above 10% threshold, net of related tax liability)	1,486,867		984,346
15 Amount exceeding 15% threshold	-		-
16 of which: significant investments in the common stocks of financial entities	-		-
17 of which: deferred tax assets arising from temporary differences	-		-
18 National specific regulatory adjustments applied to CET1 capital	-		-
19 Investments in TFCs of other banks exceeding the prescribed limit	-		-
20 Any other deduction specified by SBP (mention details)	-		-
21 Adjustment to CET1 due to insufficient AT1 and Tier 2 to cover deductions	-		-
22 Total regulatory adjustments applied to CET1 (sum of 1 to 21)	1,824,578		1,661,562
42.2.2 Additional Tier-1 & Tier-1 Capital: regulatory adjustments			
23 Investment in mutual funds exceeding the prescribed limit [SBP specific adjustment]	-		-
24 Investment in own AT1 capital instruments	-		-
25 Reciprocal cross holdings in Additional Tier 1 capital instruments of banking, financial and insurance entities	-		-
26 Investments in the capital instruments of banking, financial and insurance entities that are outside the scope of regulatory consolidation, where the bank does not own more than 10% of the issued share capital (amount above 10% threshold)	-		-
27 Significant investments in the capital instruments of banking, financial and insurance entities that are outside the scope of regulatory consolidation	-		-
28 Portion of deduction applied 50:50 to Tier-1 and Tier-2 capital based on pre-Basel III treatment which, during transitional period, remain subject to deduction from additional tier-1 capital	20,565		25,501
29 Adjustments to Additional Tier 1 due to insufficient Tier 2 to cover deductions	-		-
30 Total regulatory adjustment applied to AT1 capital (sum of 23 to 29)	20,565		25,501

Notes to the Financial Statements

For The Year Ended December 31, 2016

2016
Rupees in '000
2015

Regulatory Adjustments and Additional Information	Amount	Amounts subject to Pre- Basel III treatment	Amount
---	--------	---	--------

42.2.3 Tier 2 Capital: regulatory adjustments

31	Portion of deduction applied 50:50 to Tier-1 and Tier-2 capital based on pre-Basel III treatment which, during transitional period, remain subject to deduction from tier-2 capital	20,565	25,501
32	Reciprocal cross holdings in Tier 2 instruments of banking, financial and insurance entities	-	-
33	Investment in own Tier 2 capital instrument	-	-
34	Investments in the capital instruments of banking, financial and insurance entities that are outside the scope of regulatory consolidation, where the bank does not own more than 10% of the issued share capital (amount above 10% threshold)	-	-
35	Significant investments in the capital instruments issued by banking, financial and insurance entities that are outside the scope of regulatory consolidation	-	-
36	Total regulatory adjustment applied to T2 capital (sum of 31 to 35)	20,565	25,501

42.2.4 Additional Information

Risk Weighted Assets subject to pre-Basel III treatment

		2016	2015
		Amount	Amount
37	Risk weighted assets in respect of deduction items (which during the transitional period will be risk weighted subject to Pre-Basel III Treatment)	-	-
(i)	of which: deferred tax assets	61,662	433,040
(ii)	of which: Defined-benefit pension fund net assets	-	-
(iii)	of which: Recognised portion of investment in capital of banking, financial and insurance entities where holding is less than 10% of the issued common share capital of the entity	-	-
(iv)	of which: Recognised portion of investment in capital of banking, financial and insurance entities where holding is more than 10% of the issued common share capital of the entity	-	-

Amounts below the thresholds for deduction (before risk weighting)

38	Non-significant investments in the capital of other financial entities	103,111	179,575
39	Significant investments in the common stock of financial entities	102,824	85,002
40	Deferred tax assets arising from temporary differences (net of related tax liability)	-	-

Applicable caps on the inclusion of provisions in Tier 2

41	Provisions eligible for inclusion in Tier 2 in respect of exposures subject to standardised approach (prior to application of cap)	478,549	515,802
42	Cap on inclusion of provisions in Tier 2 under standardized approach	1,089,031	1,024,041
43	Provisions eligible for inclusion in Tier 2 in respect of exposures subject to internal ratings-based approach (prior to application of cap)	-	-
44	Cap for inclusion of provisions in Tier 2 under internal ratings-based approach	-	-

Notes to the Financial Statements

For The Year Ended December 31, 2016

42.2.5 In view of the repurchase of the property, SBP while recognising the sale as a sale, vide their letter dated August 24, 2011, has advised the Bank to reclassify 50% of the gain realised on sale of the said property (including amount transferred from revaluation surplus to accumulated loss) for capital adequacy calculation purposes as part of Tier-2 capital with treatment similar to revaluation reserves. Initially revaluation reserves upto 45% were allowed, however since the B-3 deductions has commenced from December 2014, the recognition of the remaining revaluation (55%) has been gradually allowed. On December 2016, the Bank has also recognised (60% of the remaining revaluation reserves of 55%). Accordingly, an amount of Rs. 877.937 million has been transferred from accumulated loss to revaluation reserve as Tier II Capital for capital adequacy calculation.

42.3

Step I

Balancesheet of the published financial statement	Under regulatory scope of consolidation
---	---

As at December 31, 2016
Rupees in '000

Assets

Cash and balances with treasury banks	7,370,962	7,370,962
Balanced with other banks	87,748	87,748
Lending to financial institutions	706,572	706,572
Investments	37,488,482	37,488,482
Advances -net	64,802,628	64,802,628
Operating fixed assets	4,101,219	4,101,219
Deferred tax assets	3,704,745	3,704,745
Other assets	16,771,466	16,771,466
Total assets	135,033,822	135,033,822

Liabilities and equity

Bills payable	3,996,044	3,996,044
Borrowings	30,195,702	30,195,702
Deposits and other accounts	86,787,423	86,787,423
Sub-ordinated loans	-	-
Liabilities against assets subject to finance lease	10,694	10,694
Deferred tax liabilities	-	-
Other liabilities	1,989,371	1,989,371

Total liabilities

Total liabilities	122,979,234	122,979,234
Share capital/ Head office capital account	77,998,099	77,998,099
Advance against proposed issue of right shares	2,000,000	2,000,000
Discount on issue of right shares	(56,566,725)	(56,566,725)
Reserves	327,845	327,845
Convertible preference shares	-	-
Unappropriated / Unremitted profit / (losses)	(11,757,111)	(11,757,111)

Total equity

Total equity	12,002,108	12,002,108
Surplus on revaluation of assets	52,480	52,480
Total liabilities and equity	135,033,822	135,033,822

Notes to the Financial Statements

For The Year Ended December 31, 2016

Step II	Balance sheet as in published financial statements	Under regulatory scope of consolidation	Reference
As at December 31, 2016			
Rupees in '000			
Assets			
Cash and balances with treasury banks	7,370,962	7,370,962	
Balanced with other banks	87,748	87,748	
Lending to financial institutions	706,572	706,572	
Investments	37,488,482	37,488,482	
of which: Non-significant investments in the capital instruments of banking, financial and insurance entities exceeding 10% threshold	-	-	a
of which: significant investments in the capital instruments issued by banking, financial and insurance entities exceeding regulatory threshold	-	-	b
of which: Mutual Funds exceeding regulatory threshold	-	-	c
of which: reciprocal crossholding of capital instrument (separate for CET1, AT1, T2)"	-	-	d
of which: others (mention details)	-	-	e
Advances	64,802,628	64,802,628	
shortfall in provisions/ excess of total EL amount over eligible provision under IRB	-	-	f
general provisions reflected in Tier 2 capital	478,549	478,549	g
Fixed Assets	4,101,219	4,101,219	
Deferred Tax Assets	3,704,745	3,704,745	
of which: DTAs that rely on future profitability excluding those arising from temporary differences	154,154	154,154	h
of which: DTAs arising from temporary differences exceeding regulatory threshold	3,550,591	3,550,591	i
Other assets	16,771,466	16,771,466	
of which: Goodwill	-	-	j
of which: Intangibles	245,219	245,219	k
of which: Defined-benefit pension fund net assets	-	-	l
Total assets	135,033,822	135,033,822	
Liabilities & equity			
Bills payable	3,996,044	3,996,044	
Borrowings	30,195,702	30,195,702	
Deposits and other accounts	86,787,423	86,787,423	
Sub-ordinated loans	-	-	
of which: eligible for inclusion in AT1	-	-	m
of which: eligible for inclusion in Tier 2	-	-	n
Liabilities against assets subject to finance lease	10,694	10,694	
Deferred tax liabilities	-	-	
of which: DTLs related to goodwill	-	-	o
of which: DTLs related to intangible assets	-	-	p
of which: DTLs related to defined pension fund net assets	-	-	q
of which: other deferred tax liabilities	-	-	r
Other liabilities	1,989,371	1,989,371	
Total liabilities	122,979,234	122,979,234	
Share capital	79,998,099	79,998,099	
of which: amount eligible for CET1	79,998,099	79,998,099	s
of which: amount eligible for AT1	-	-	t
Discount on issue of right shares	(56,566,725)	(56,566,725)	
Reserves	327,845	327,845	
of which: portion eligible for inclusion in CET1(provide breakup)	327,845	327,845	u
of which: portion eligible for inclusion in Tier 2	-	-	v

Notes to the Financial Statements

For The Year Ended December 31, 2016

Step II	Balance sheet as in published financial statements	Under regulatory scope of consolidation	Reference
As at December 31, 2016			
Rupees in '000			
Convertible preference shares	-	-	
Unappropriated profit/ (losses)	(11,757,111)	(11,757,111)	w
Minority Interest			
of which: portion eligible for inclusion in CET1	-	-	x
of which: portion eligible for inclusion in AT1	-	-	y
of which: portion eligible for inclusion in Tier 2	-	-	z
Surplus on revaluation of assets	52,480	52,480	
of which: Revaluation reserves on Fixed Assets	60,480	60,480	aa
of which: Unrealised Gains / Losses on AFS	(8,000)	(8,000)	
In case of Deficit on revaluation (deduction from CET1)			ab
Total liabilities & equity	135,033,822	135,033,822	

Basel III Disclosure Template (with added column)

Step III	Component of regulatory capital reported by bank	Source based on reference number from step 2
Common Equity Tier 1 capital (CET1): Instruments and reserves		
As at December 31, 2015		
Rupees in '000		
1 Fully Paid-up Capital/ Capital deposited with SBP	79,998,099	
2 Balance in Share Premium Account	(56,566,725)	(s)
3 Reserve for issue of Bonus Shares	-	(u)
4 General/ Statutory Reserves	327,845	
5 Gain/(Losses) on derivatives held as Cash Flow Hedge	-	
6 Unappropriated/unremitted profits/ (losses)	(12,635,048)	(w)
7 Minority Interests arising from CET1 capital instruments issued to third party by consolidated bank subsidiaries (amount allowed in CET1 capital of the consolidation group)	-	(x)
8 CET 1 before Regulatory Adjustments	11,124,171	
Common Equity Tier 1 capital: Regulatory adjustments		
9 Goodwill (net of related deferred tax liability)	-	(j) - (o)
10 All other intangibles (net of any associated deferred tax liability)	245,219	(k) - (p)
11 Shortfall of provisions against classified assets	-	(f)
12 Deferred tax assets that rely on future profitability excluding those arising from temporary differences (net of related tax liability)	92,492	{(h) - (r)} * x%
13 Defined-benefit pension fund net assets	-	{(l) - (q)} * x%
14 Reciprocal cross holdings in CET1 capital instruments	-	(d)
15 Cash flow hedge reserve	-	
16 Investment in own shares/ CET1 instruments	-	
17 Securitization gain on sale	-	
18 Capital shortfall of regulated subsidiaries	-	
19 Deficit on account of revaluation from bank's holdings of fixed assets/ AFS	-	(ab)
20 Investments in the capital instruments of banking, financial and insurance entities that are outside the scope of regulatory consolidation, where the bank does not own more than 10% of the issued share capital (amount above 10% threshold)	-	(a) - (ac) - (ae)
21 Significant investments in the capital instruments issued by banking, financial and insurance entities that are outside the scope of regulatory consolidation (amount above 10% threshold)	-	(b) - (ad) - (af)

Notes to the Financial Statements

For The Year Ended December 31, 2016

Step III	Component of regulatory capital reported by bank	Source based on reference number from step 2
As at December 31, 2015		
Rupees in '000		
22	Deferred Tax Assets arising from temporary differences (amount above 10% threshold, net of related tax liability)	(i)
23	Amount exceeding 15% threshold	-
24	of which: significant investments in the common stocks of financial entities	-
25	of which: deferred tax assets arising from temporary differences	-
26	National specific regulatory adjustments applied to CET1 capital	-
27	of which: Investment in TFCs of other banks exceeding the prescribed limit	-
28	of which: Any other deduction specified by SBP (mention details)	-
29	Regulatory adjustment applied to CET1 due to insufficient AT1 and Tier 2 to cover deductions	20,565
30	Total regulatory adjustments applied to CET1 (sum of 9 to 29)	1,845,143
31	Common Equity Tier 1	9,279,028
Additional Tier 1 (AT 1) Capital		
32	Qualifying Additional Tier-1 instruments plus any related share premium	-
33	of which: Classified as equity	(t)
34	of which: Classified as liabilities	(m)
35	Additional Tier-1 capital instruments issued by consolidated subsidiaries and held by third parties (amount allowed in group AT 1)	-
36	of which: instrument issued by subsidiaries subject to phase out	(y)
37	AT1 before regulatory adjustments	-
Additional Tier 1 Capital: regulatory adjustments		
38	Investment in mutual funds exceeding the prescribed limit (SBP specific adjustment)	-
39	Investment in own AT1 capital instruments	-
40	Reciprocal cross holdings in Additional Tier 1 capital instruments	-
41	Investments in the capital instruments of banking, financial and insurance entities that are outside the scope of regulatory consolidation, where the bank does not own more than 10% of the issued share capital (amount above 10% threshold)	-
42	Significant investments in the capital instruments issued by banking, financial and insurance entities that are outside the scope of regulatory consolidation	(ac)
43	Portion of deduction applied 50:50 to core capital and supplementary capital based on pre-Basel III treatment which, during transitional period, remain subject to deduction from tier-1 capital	-
44	Regulatory adjustments applied to Additional Tier 1 due to insufficient Tier 2 to cover deductions	-
45	Total of Regulatory Adjustment applied to AT1 capital (sum of 38 to 44)	-
46	Additional Tier 1 capital	-
47	Additional Tier 1 capital recognised for capital adequacy	-
48	Tier 1 Capital (CET1 + admissible AT1) (31+47)	9,279,028

Notes to the Financial Statements

For The Year Ended December 31, 2016

Step III

Component of
regulatory capital
reported by bank

Source based
on reference
number from
step 2

As at December 31, 2015
Rupees in '000

Tier 2 Capital

49	Qualifying Tier 2 capital instruments under Basel III plus any related share premium	-	(n)
50	Capital instruments subject to phase out arrangement from tier 2 (Pre-Basel III instruments)	-	
51	Tier 2 capital instruments issued to third party by consolidated subsidiaries (amount allowed in group tier 2)	-	(z)
52	of which: instruments issued by subsidiaries subject to phase out	-	
53	General Provisions or general reserves for loan losses-up to maximum of 1.25% of Credit Risk Weighted Assets	478,549	(g)
54	Revaluation Reserves	725,725	
55	of which: Revaluation reserves on fixed assets	731,965	portion of (aa)
56	of which: Unrealised Gains / Losses on AFS	(6,420)	
57	Foreign Exchange Translation Reserves		(v)
58	Undisclosed/Other Reserves (if any)		
59	T2 before regulatory adjustments	1,204,274	

Tier 2 Capital: regulatory adjustments

60	Portion of deduction applied 50:50 to core capital and supplementary capital based on pre-Basel III treatment which, during transitional period, remain subject to deduction from tier-2 capital	20,565	
61	Reciprocal cross holdings in Tier 2 instruments	-	
62	Investment in own Tier 2 capital instrument	-	
63	Investments in the capital instruments of banking, financial and insurance entities that are outside the scope of regulatory consolidation, where the bank does not own more than 10% of the issued share capital (amount above 10% threshold)	-	(ae)
64	Significant investments in the capital instruments issued by banking, financial and insurance entities that are outside the scope of regulatory consolidation	-	(af)□
65	Amount of Regulatory Adjustment applied to T2 capital (sum of 60 to 64)	20,565	
66	Tier 2 capital (T2)	1,183,709	
67	Tier 2 capital recognised for capital adequacy	1,183,709	
68	Excess Additional Tier 1 capital recognized in Tier 2 capital	-	
69	Total Tier 2 capital admissible for capital adequacy	1,183,709	
70	TOTAL CAPITAL (T1 + admissible T2) (48+69)	10,462,738	

Notes to the Financial Statements

For The Year Ended December 31, 2016

42.4 Main Features Template of Regulatory Capital Instruments

Disclosure template for main features of regulatory capital instruments		
Main Features		Common Shares
1	Issuer	Silkbank
2	Unique identifier (eg PSX Symbol or Bloomberg identifier etc.)	SILK
3	Governing law(s) of the instrument	Relevant Capital Market Laws
	Regulatory treatment	
4	Transitional Basel III rules	Common Equity Tier I
5	Post-transitional Basel III rules	Common Equity Tier I
6	Eligible at solo/ group / group & solo	-
7	Instrument type	Ordinary Shares
8	Amount recognised in regulatory capital (Currency in PKR thousands, as of reporting date)	Rs. (Thousand)
		77,998,089
9	Par value of instrument	PKR 10
10	Accounting classification	Shareholders' Equity
11	Original date of issuance	1994
12	Perpetual or dated	
13	Original maturity date	-
14	Issuer call subject to prior supervisory approval	
15	Optional call date, contingent call dates and redemption amount	-
16	Subsequent call dates, if applicable	-
	Coupons / dividends	-
17	Fixed or floating dividend/ coupon	-
18	coupon rate and any related index/ benchmark	-
19	Existence of a dividend stopper	-
20	Fully discretionary, partially discretionary or mandatory	-
21	Existence of step up or other incentive to redeem	-
22	Noncumulative or cumulative	-
23	Convertible or non-convertible	-
24	If convertible, conversion trigger (s)	-
25	If convertible, fully or partially	-
26	If convertible, conversion rate	-
27	If convertible, mandatory or optional conversion	-
28	If convertible, specify instrument type convertible into	-
29	If convertible, specify issuer of instrument it converts into	-
30	Write-down feature	-
31	If write-down, write-down trigger(s)	-
32	If write-down, full or partial	-
33	If write-down, permanent or temporary	-
34	If temporary write-down, description of write-up mechanism	-
35	Position in subordination hierarchy in liquidation (specify instrument type immediately senior to instrument)	-
36	Non-compliant transitioned features	-
37	If yes, specify non-compliant features	-

Notes to the Financial Statements

For The Year Ended December 31, 2016

42.5 Risk Weighted Assets

The capital requirements for the banking group as per the major risk categories should be indicated in the manner given below:-

	Capital Requirements		Risk Weighted Assets	
	December 31, 2016	December 31, 2015	December 31, 2016	December 31, 2015
Credit Risk				
On-Balance sheet				
Portfolios subject to standardised approach (Simple or Comprehensive)				
e.g. Cash & cash equivalents	-	-	-	-
Sovereign	-	-	-	-
Public Sector entities	-	-	-	-
Banks	17,984	32,139	179,835	321,390
Corporate	4,223,826	3,760,855	42,238,264	37,608,550
Retail	1,386,518	1,394,224	13,865,185	13,942,235
Residential Mortgages	77,414	71,072	774,143	710,722
Past Due loans	226,234	392,647	2,262,345	3,926,470
Deferred tax asset	283,544	258,093	2,835,435	2,580,925
Operating Fixed Assets	385,600	418,982	3,856,000	4,189,818
Other assets	1,674,835	1,468,537	16,748,346	14,685,375
Portfolios subject to Internal Rating Based (IRB) Approach				
e.g. Corporate, Sovereign, Corporate, Retail, Securitization etc.				
Off-Balance sheet				
Non-market related				
e.g. Financial guarantees, acceptances, performance related commitments, trade related etc.	433,139	435,829	4,331,386	4,358,287
Market related				
e.g. Foreign Exchange contracts/ derivatives etc.	3,151	4,082	31,512	40,818
Equity Exposure Risk in the Banking Book				
Under simple risk weight method	-	-	-	-
e.g. Listed, Unlisted	-	199	-	1,988
Under Internal models approach	-	-	-	-
Market Risk				
Capital Requirement for portfolios subject to Standardised Approach				
Interest rate risk	19,165	17,510	191,646	175,096
Equity position risk	90,528	167,646	905,279	1,676,465
Foreign Exchange risk	-	-	-	-
Capital Requirement for portfolios subject to Internal Models Approach				
Operational Risk	988,028	791,734	9,880,276	7,917,335
Capital Requirement for operational risks				
TOTAL	9,809,965	9,213,547	98,099,652	92,135,474

Capital Adequacy Ratios	December 31, 2016		December 31, 2015	
	Required	Actual	Required	Actual
CET1 to total RWA	6.00%	9.46%	6.00%	10.24%
Tier-1 capital to total RWA	7.50%	9.46%	7.50%	12.60%
Total capital to total RWA	10.00%	10.67%	10.00%	13.84%
Total capital plus CCB to total RWA	10.65%	10.67%	10.25%	13.84%

Notes to the Financial Statements

For The Year Ended December 31, 2016

43. RISK MANAGEMENT

The business of banking is dependent upon acceptance and management of financial risk. It involves identification, measurement, monitoring and controlling risks with a view to ensure that:

- adequate capital is available as a buffer;
- exposures remain within the limits prescribed by the Board of Directors; and
- risk taking decisions are in line with business strategy and objectives set by the Board.

The Bank is exposed to a number of risks, which it manages at different levels.

The main categories of risks are:

Credit risk

The risk of losses because counterparties fail to meet all or part of their obligations towards the Bank.

The Bank has established an appropriate credit risk structure and culture whereby policies are reviewed and revamped to maintain sound credit granting procedures, maintaining appropriate credit administration, measurement, monitoring processes and adequate controls.

Risk Management structure includes Credit Approval, Credit Administration, Centralised Processing, Credit Monitoring and Basel III functions reporting to the Risk Management Group Head. Senior and experienced officials are heading each risk category.

The Bank manages credit risk through:

- establishment of acceptable risk levels;
- sound procedures and controls for the management of risk assets and credit documentation;
- target market planning and overall market intelligence; and
- accurate and detailed information about the borrower, its financial position and operations of the Bank.

Market risk

The risk of losses because the market value of the Bank's assets and liabilities will vary with changes in market conditions.

Market risk measures and controls are applied at the portfolio level and limits and other controls are applied to particular books and to specific portfolios. Controls and established parameters are applied to prevent any undue risk concentrations in the trading book and include controls on exposure to individual market risk factors and on positions in securities of individual issuers.

Treasury Middle Office (TMO) performs market risk management activities. TMO is jointly responsible with Treasury Front Office for drawing, reviewing market risk policies (fund management, treasury investment) and processes, monitoring and implementation; and escalating any deviation to ALCO / MRPC.

Operational risk

The risk of losses from inadequate or failed internal processes, people and systems or external events. This definition includes legal risks but excludes strategic and reputational risks.

The Bank has in place robust, duly approved various policies, procedures and a Business Continuity Plan. These are continuously reviewed to strengthen operational controls.

Risk policy sets minimum standards and requires all business units to identify and assess risks. The business units are responsible for day-to-day monitoring of operational risks and for limiting losses as a result thereof. The business units must report operational risk

Notes to the Financial Statements

For The Year Ended December 31, 2016

events in the management reporting system. Risk Management Unit has developed a loss database for recording of these events which will be utilised towards building a database to mitigate operational risk.

Liquidity risk

The risk of losses because the Bank's normal liquidity reserves are not sufficient to meet its obligations.

The Bank's approach to liquidity risk management is to ensure, as far as possible, that it will always have sufficient liquidity to meet its liabilities when due. The Fund Management Policy is formulated keeping in view SBP's guidelines on risk management and Basel III principles on sound liquidity management.

The ALCO / MRPC is responsible for managing the composition of assets and liabilities management of liquidity, timely identification of sources of market and liquidity risk, pricing of deposits and advances, deciding on the required maturity profile and the mix of incremental assets and liabilities, defining the interest rate view of the Bank and deciding on future strategies for treasury, reviewing and articulating the funding policy; and evaluating the market and liquidity risks involved in launching of new products.

43.1 Credit risk

43.1.1 Credit risk management objectives and policies

Credit risk is the risk that a counterparty will not settle its obligation in accordance with the terms of approval or agreed terms.

Credit exposures include both individual borrowers and groups of connected counterparties and portfolios in the banking and trading books.

Credit Risk Policy and Management Group (CRP&MG) is structured to effectively analyse, monitor and manage credit risk through its policies and procedures that are closely aligned with the Bank's business plan, SBP's Prudential Regulations and Basel III requirements.

Sanctioning authority and approval levels for all facilities is conferred by the Board of Directors upon various functionaries of the Bank and is circulated for information of all concerned through circulars issued by CRP&MG. Credit Sanctioning Powers / Authority Levels in terms of BOD approval, as enhanced / amended from time to time, relate to the total exposure of a customer or a customer group and not to specific loans.

43.1.2 Credit risk rating

Credit risk rating is an important tool in monitoring and controlling credit risk. In order to facilitate early identification of changes in risk profiles, credits with deteriorating ratings will be subject to additional oversight and monitoring, for example, through more frequent visits from Relationship Managers and inclusion on a watch list that is regularly reviewed by senior management. The internal risk ratings can be used by line management in different departments to track the current characteristics of the credit portfolio.

In the light of the requirements specified by SBP and in view of Basel III Accord, the Bank has to assess soundness and appropriateness of internal credit risk measurement and management system. The Bank needs to build the foundation for the IRB (Internal Rating Based) Approach and construct data warehouse conforming to the data criteria of Basel III.

In the absence of standard and reliable financial statements to realistically evaluate the strength of a company for assigning ORR, the Bank has to resort to other pragmatically emphasised quantitative / qualitative factors, which have traditionally been considered for extending credit. The Quantitative Evaluation is based on financial indicators, while Qualitative Evaluation is based on subjective factors.

43.1.3 Objectives of Internal Credit Risk Rating (ORR)

Usually credit ratings are aimed at achieving one or more of the following:

- Internal capital allocation
- Internal risk reporting
- Portfolio management
- The setting of credit risk concentration limits
- Developing risk-based pricing benchmarks

The Bank's initial objective of ORR is to generate accurate and consistent ratings for credit portfolio of the Bank. Credit / Obligor risk ratings are summary indicators of the degree of risk inherent in the Bank's individual credit exposures. A credit rating represents an assessment of the probability of default attached to a given counterparty to meet debt servicing and other repayment obligations on a timely basis. At the Bank, a system has been developed and successfully implemented to assign Credit / Obligor Risk Ratings to each borrower.

Notes to the Financial Statements

For The Year Ended December 31, 2016

43.1.4 Segmental information

43.1.4.1 Segments by class of business

	2016					
	Advances (Gross)		Deposits		Contingencies and commitments	
	Rupees in '000	Percent	Rupees in '000	Percent	Rupees in '000	Percent
	(Note 11)		(Note 17)		(Note 23)	
Chemical and pharmaceuticals	1,693,268	2.4%	45,191	0.1%	394,633	1.1%
Agribusiness	371,171	0.5%	1,025	0.0%	-	0.0%
Cement	299,902	0.4%	157,853	0.2%	194,550	0.6%
Sugar	6,580,777	9.5%	24,373	0.0%	5,071	0.0%
Textile	4,265,549	6.2%	427,316	0.5%	473,268	1.3%
Footwear and leather garments	304,034	0.4%	28,990	0.0%	57,553	0.2%
Automobile and transportation equipment	549,611	0.8%	5,492	0.0%	39,090	0.1%
Electronics and electrical appliances	1,481,406	2.1%	126,167	0.1%	508,150	1.4%
Power (electricity), Gas, Water and Sanitary	624,417	0.9%	3,461,196	4.0%	338,910	1.0%
Financial	1,426,161	2.1%	7,198,137	8.3%	19,121,350	55.5%
Insurance	-	0.0%	34,644	0.0%	-	0.0%
Individuals	13,916,461	20.1%	41,498,428	47.8%	344,090	1.0%
Exports / Imports & Trading	1,810,137	2.6%	1,041,708	1.2%	1,265,760	3.5%
Hotel & Resorts	1,088,081	1.6%	23,190	0.0%	110,176	0.3%
Telecommunications	348,432	0.5%	860,342	1.0%	613,412	1.8%
Real estate	9,534,530	13.8%	77,748	0.1%	378,113	1.1%
Others	25,018,248	36.1%	31,775,623	36.6%	12,050,247	33.6%
	69,312,185	100%	86,787,423	100%	35,894,373	100%

	2015					
	Advances (Gross)		Deposits		Contingencies and commitments	
	Rupees in '000	Percent	Rupees in '000	Percent	Rupees in '000	Percent
	(Note 11)		(Note 17)		(Note 23)	
Chemical and pharmaceuticals	1,885,359	2.8%	847,540	1.0%	278,318	0.9%
Agribusiness	969,850	1.4%	7,363	0.0%	-	0.0%
Cement	516,975	0.8%	543,948	0.7%	197,305	0.7%
Sugar	4,848,250	7.2%	43,892	0.1%	336,966	1.1%
Textile	4,306,109	6.4%	283,263	0.3%	542,736	1.8%
Footwear and leather garments	305,640	0.5%	3,931	0.0%	107,659	0.4%
Automobile / transportation equipment	733,341	1.1%	89,678	0.1%	44,565	0.1%
Electronics and electrical appliances	2,027,300	3.0%	28,775	0.0%	594,881	2.0%
Power (electricity), Gas, Water, Sanitary	668,688	1.0%	3,636,423	4.5%	82,795	0.3%
Financial	2,146,831	3.2%	3,354,761	4.1%	15,470,664	51.1%
Insurance	-	0.0%	60,592	0.1%	-	0.0%
Individuals	13,087,003	19.5%	42,625,192	52.6%	-	0.0%
Exports / Imports & Trading	2,230,883	3.3%	1,318,852	1.6%	1,356,175	4.5%
Hotel & Resorts	1,224,855	1.8%	18,377	0.0%	152,409	0.5%
Telecommunications	364,578	0.5%	219,819	0.3%	418,801	1.4%
Real estate	7,823,069	11.7%	30,978	0.0%	1,778,703	5.9%
Others	23,906,609	35.7%	27,984,197	34.5%	8,913,734	29.4%
	67,045,340	100%	81,097,581	100%	30,275,711	100%

Notes to the Financial Statements

For The Year Ended December 31, 2016

43.1.4.2 Segment by sector

	2016					
	Advances (Gross)		Deposits		Contingencies and commitments	
	Rupees in '000	Percent	Rupees in '000	Percent	Rupees in '000	Percent
Public / Government	-	0.0%	15,026,499	17%	10,823,354	30%
Private	69,312,185	100%	71,760,924	83%	25,071,019	70%
	69,312,185	100%	86,787,423	100%	35,894,373	100%

	2015					
	Advances (Gross)		Deposits		Contingencies and commitments	
	Rupees in '000	Percent	Rupees in '000	Percent	Rupees in '000	Percent
Public / Government	-	0.0%	12,928,864	16%	8,839,726	29%
Private	67,045,340	100%	68,168,717	84%	21,435,985	71%
	67,045,340	100%	81,097,581	100%	30,275,711	100%

43.1.4.3 Details of non-performing advances and specific provisions by class of business segment

	2016		2015	
	Classified advances	Specific provisions held	Classified advances	Specific provisions held
	Rupees in '000			
Agribusiness	34,796	30,032	140,292	120,317
Textile	1,661,123	1,432,163	1,601,162	1,402,033
Chemical and pharmaceuticals	188,151	132,453	361,055	235,948
Cement	59,786	54,289	54,289	54,289
Footwear and leather garments	106,937	42,160	137,574	47,478
Automobile and transportation equipment	526,466	526,146	706,566	563,547
Electronics and electrical appliances	673,940	429,689	734,219	715,796
Exports / Imports	390,349	241,203	519,648	290,423
Financial	87,076	87,076	486,140	488,548
Services	191,411	41,748	81,697	26,274
Individuals	1,308,508	635,846	1,852,334	1,187,714
Others	591,782	378,203	1,844,937	322,964
	5,820,325	4,031,008	8,519,913	5,455,331

43.1.4.4 Details of non-performing advances and specific provisions by sector

	2016		2015	
	Classified advances	Specific provisions held	Classified advances	Specific provisions held
	Rupees in '000			
Public / Government	-	-	-	-
Private	5,820,325	4,031,008	8,519,913	5,455,331
	5,820,325	4,031,008	8,519,913	5,455,331

Notes to the Financial Statements

For The Year Ended December 31, 2016

43.1.4.5 Geographical segment analysis

	2016			
	Profit / (loss) before taxation	Total assets employed	Net assets employed	Contingencies and commitments
Rupees in '000				
Pakistan	1,285,132	135,033,822	12,054,588	34,465,215
2015				
Rupees in '000				
Pakistan	(1,839,702)	133,102,871	14,576,662	30,344,607

43.2 Market risk

Market risk is defined as the potential loss in market value of a given portfolio that can be expected to be incurred arising from changes in market prices, namely interest rates, foreign exchange rates and equity prices.

The Bank is exposed to market risk in its trading investment portfolio because the values of its trading positions are sensitive to changes in market prices and rates.

The Bank has a well established framework for market risk management with the Treasury Investment Policy, Liquidity Policy and Market Risk Management Policy. The Bank has major objective of protecting and increasing net interest income in the short run and market value of the equity in the long run for enhancing the shareholders wealth. Further, it defines the contours of the way the Bank's market risk is managed within defined parameters and with prescriptive guidelines on the tools, techniques and processes.

The Asset Liability Committee (ALCO), Market Risk Policy Committee (MRPC) and Investment Committee is entrusted with key decision making in establishing market risk related strategies and monitoring there-against. The Committee decides on product pricing, mix of assets, liabilities, stipulates liquidity and interest rate risk limits, monitors them, articulates the Bank's interest rate view and determines the business strategy of the Bank.

Management of interest rate risk of the Banking Book is primarily focused on interest and fair value through Re-pricing Gap Analysis, Analysis of the Net Interest Income Sensitivity, Duration, Value-at-Risk (VaR) and Fair Value Sensitivity. The management of interest rate risk of the trading book is achieved through mark-to-market practice and exposure analysis. On a periodic basis, risk monitoring reports are prepared for senior management to gain an accurate understanding of Bank's risk position. Mathematical model like Stress-Testing is carried out at least biannually.

The Middle Office in Risk Management Group has an independent reporting structure on risk aspects and helps management in determining compliance in terms of exposure analysis, tracking of limits, funding and various other risk sensitive market parameters.

43.2.1 Foreign exchange risk

Currency risk is the risk of loss arising from the fluctuation of exchange rates. Bank's currency risk is first controlled through a substantially matched funding policy. The Bank utilise appropriate hedging instruments, such as forward foreign exchange (FX) contracts, currency swaps to effectively hedge and manage currency risks.

The majority of foreign currency exposure is in the US dollar. Bank is carefully monitoring the net foreign currency exposure and the effect of exchange rate fluctuation by conducting mark to market sensitivity and stress testing on a regular basis as well as utilizing the currency forward FX contracts to control the risk. Beside that, the Bank has Foreign Exchange Stop Loss Limit based on Daily Value-at-Risk (VaR) to manage the loss absorption capacity of the Bank.

Notes to the Financial Statements

For The Year Ended December 31, 2016

	2016			
	Assets	Liabilities	Off-balance sheet items	Net foreign currency exposure
	Rupees in '000			
Pakistan Rupee	133,009,805	116,114,154	(4,962,684)	11,932,967
United States Dollar	1,825,176	5,778,124	4,066,246	113,298
Great Britain Pound	114,033	714,143	599,695	(415)
Japanese Yen	-	105	895	790
Euro	78,729	372,708	295,848	1,869
Other currencies	6,079	-	-	6,079
	135,033,822	122,979,234	-	12,054,588

	2015			
	Assets	Liabilities	Off-balance sheet items	Net foreign currency exposure
	Rupees in '000			
Pakistan Rupee	130,446,561	110,869,150	(4,941,148)	14,636,263
United States Dollar	2,200,627	6,156,942	3,845,439	(110,876)
Great Britain Pound	374,699	960,387	611,380	25,692
Japanese Yen	-	16,888	17,406	518
Euro	63,755	522,842	466,923	7,836
Other currencies	17,229	-	-	17,229
	133,102,871	118,526,209	-	14,576,662

43.2.2 Equity position risk

The Bank is exposed to equity price changes on its investments in Trading Book. These equity exposures are primarily related to market price movements in local equity market index. Changes in the overall value of equity trading book are recorded through profit and loss account. Bank's Investment Committee approves the investment stocks and their limits. It also reviews the portfolio with mark to market position on regular basis. Stop loss limits have been approved and are monitored on a regular basis.

43.2.3 Mismatch of interest rate sensitive assets and liabilities

	Effective Yield / Interest rate	Total	2016 Exposed to Yield / Interest risk								Not exposed to yield / interest risk	
			Up to 1 month	Over 1 to 3 months	Over 3 to 6 months	Over 6 months to 1 year	Over 1 to 2 years	Over 2 to 3 years	Over 3 to 5 years	Over 5 to 10 years		Above 10 years
			Rupees in '000									
On-balance sheet financial instruments												
Assets												
Cash and balances												
with treasury banks	0.00%	7,370,962	-	-	-	-	-	-	-	-	-	7,370,962
Balances with other banks		87,748	-	-	-	-	-	-	-	-	-	87,748
Lendings to financial institutions	6.19%	706,572	306,274	-	-	400,298	-	-	-	-	-	-
Investments - net	5.90%	37,488,482	-	-	1,948,158	29,484,404	3,091,523	981,480	706,047	814,721	-	462,149
Advances - net	12.42%	64,802,628	3,407,216	28,716,531	6,573,541	7,789,142	1,432,423	1,670,896	4,905,734	7,567,815	2,260,781	478,550
Other assets		1,946,777	-	-	-	-	-	-	-	-	-	1,946,777
		112,403,169	3,713,489	28,716,531	8,521,699	37,673,844	4,523,946	2,652,376	5,611,781	8,382,536	2,260,781	10,346,186
Liabilities												
Bills payable		3,996,044	-	-	-	-	-	-	-	-	-	3,996,044
Borrowings	5.81%	30,195,702	24,232,185	3,616,448	2,210,798	-	-	-	-	-	-	136,271
Deposits and other accounts	3.98%	86,787,423	8,452,535	31,279,018	8,883,861	6,941,205	283,626	224,050	462,295	219,226	218,908	29,822,699
Liabilities against assets subject to finance lease		10,694	304	615	942	1,956	4,216	2,661	-	-	-	-
Other liabilities		502,339	-	-	-	-	-	-	-	-	-	502,339
		121,492,202	32,685,024	34,896,081	11,095,601	6,943,161	287,842	226,711	462,295	219,226	218,908	34,457,353
On-balance sheet gap		(9,089,033)	(28,971,535)	(6,179,550)	(2,573,902)	30,730,683	4,236,104	2,425,665	5,149,486	8,163,310	2,041,873	(24,111,167)
Total Yield / Interest Risk Sensitivity Gap		(9,089,033)	(28,971,535)	(6,179,550)	(2,573,902)	30,730,683	4,236,104	2,425,665	5,149,586	8,163,310	2,041,873	(24,111,167)
Cumulative Yield / Interest Risk Sensitivity gap			(28,971,535)	(35,151,085)	(37,724,987)	(6,994,304)	(2,758,200)	(332,535)	4,816,951	12,980,261	15,022,134	(9,089,033)

Notes to the Financial Statements

For The Year Ended December 31, 2016

2015

Effective Yield / Interest rate	Total	Exposed to Yield / Interest risk									Not exposed to yield / interest risk	
		Up to 1 month	Over 1 to 3 months	Over 3 to 6 months	Over 6 months to 1 year	Over 1 to 2 years	Over 2 to 3 years	Over 3 to 5 years	Over 5 to 10 years	Above 10 years		
Rupees in '000												
On-balance sheet financial instruments												
Assets												
Cash and balances with treasury banks	0.00%	7,343,670	-	-	-	-	-	-	-	-	-	7,343,670
Balances with other banks		194,065	-	-	-	-	-	-	-	-	-	194,065
Lendings to financial institutions	10.08%	6,260,444	4,063,908	2,196,536	-	-	-	-	-	-	-	-
Investments - net	9.39%	35,512,864	1,126,524	16,576,280	5,803,620	8,715,316	60,603	1,403,961	628,168	160,652	-	1,037,740
Advances - net	12.40%	61,074,207	4,461,682	27,889,605	10,276,119	8,056,666	1,411,103	1,049,434	2,002,652	1,668,411	2,939,704	1,318,831
Other assets		1,779,669	-	-	-	-	-	-	-	-	-	1,779,669
		112,164,919	9,652,114	46,662,421	16,079,739	16,771,982	1,471,706	2,453,395	2,630,820	1,829,063	2,939,704	11,673,975
Liabilities												
Bills payable		2,413,342	-	-	-	-	-	-	-	-	-	2,413,342
Borrowings	9.45%	33,230,182	31,251,029	53,039	1,926,114	-	-	-	-	-	-	-
Deposits and other accounts	6.27%	81,097,581	8,631,412	31,118,596	9,925,542	7,960,145	94,640	11,220	22,878	-	-	23,333,148
Liabilities against assets subject to finance lease		14,145	354	472	706	1,297	2,829	2,829	5,658	-	-	-
Other liabilities		1,654,238	-	-	-	-	-	-	-	-	-	1,654,238
		118,409,488	39,882,795	31,172,107	11,852,362	7,961,442	97,469	14,049	28,536	-	-	27,400,728
On-balance sheet gap		(6,244,569)	(30,230,681)	15,490,314	4,227,377	8,810,540	1,374,237	2,439,346	2,602,284	1,829,063	2,939,704	(15,726,753)
Total Yield / Interest Risk Sensitivity Gap		(6,244,569)	(30,230,681)	15,490,314	4,227,377	8,810,540	1,374,237	2,439,346	2,602,284	1,829,063	2,939,704	(15,726,753)
Cumulative Yield / Interest Risk Sensitivity gap			(30,230,681)	(14,740,367)	(10,512,990)	(1,702,450)	(328,213)	2,111,133	4,713,417	6,542,480	9,482,184	(6,244,569)

	2016	2015	2016	2015
	Rupees in '000		Rupees in '000	
Reconciliation to total assets				
Balance as per statement of financial position	135,033,822	133,102,871	122,979,234	118,526,209
Less: Non-financial assets				
Operating fixed assets	4,101,219	4,496,648	1,487,032	116,721
Deferred tax assets	3,704,745	4,180,969		
Other assets	14,824,689	12,260,335		
	22,630,653	20,937,952	121,492,202	118,409,488
Total financial assets	112,403,169	112,164,919		
Reconciliation to total liabilities				
Balance as per statement of financial position				
Less: Non-financial liabilities				
Other liabilities				
Total financial liabilities				

43.3 Liquidity risk

The risk of losses because the Bank's normal liquidity reserves are not sufficient to meet its obligations.

Bank's approach to liquidity risk management is to ensure as far as possible that it will always have sufficient liquidity to meet its liabilities when due. The Fund Management Policy is formulated keeping in view SBP's guidelines on risk management and Basel II principles on sound liquidity management.

The Bank has an Asset and Liability Management Committee (ALCO) and a Market Risk Policy Committee (MRPC) that are part of the framework for management of risk.

The ALCO / MRPC is responsible for managing the composition of assets and liabilities management of liquidity, timely identification of sources of market and liquidity risk, pricing of deposits and advances, deciding on the required maturity profile and the mix of incremental assets and liabilities, defining the interest rate view of the bank and deciding on future strategies for treasury, reviewing and articulating the funding policy; and evaluating the market and liquidity risks involved in launching of new products.

Liquidity contingency funding plans have been drawn up to ensure that alternative funding strategies are in place when any of the indicators being monitored enter into the warning or stress zone and can be implemented on a timely basis to minimize the liquidity risks that may arise upon the occurrence of an unanticipated change in market conditions.

Notes to the Financial Statements

For The Year Ended December 31, 2016

43.3.1 Maturities of assets and liabilities - based on working prepared by the Asset and Liability Management Committee (ALCO) of the Bank

The maturities of Deposits and Cash and Balances with Treasury Banks are determined on the basis of study conducted by the Bank based on past years data and the analysis reviewed by the ALCO from time to time.

2016										
Total	Up to 1 month	Over 1 to 3 months	Over 3 to 6 months	Over 6 months to 1 year	Over 1 to 2 years	Over 2 to 3 years	Over 3 to 5 years	Over 5 to 10 years	Above 10 years	
Rupees in '000										
Assets										
Cash and balances with treasury banks	7,370,962	613,258	190,171	134,889	541,766	981,813	981,813	1,963,626	981,813	981,813
Balances with other banks	87,748	87,748	-	-	-	-	-	-	-	-
Lendings to financial institutions	706,572	306,274	-	-	400,298	-	-	-	-	-
Investments - net	37,488,482	-	12,148	1,948,163	29,924,897	3,091,523	981,480	715,554	814,717	-
Advances - net	64,802,628	3,467,034	28,776,349	6,633,360	7,848,960	1,492,242	1,730,715	5,025,371	7,567,816	2,260,781
Operating fixed assets	4,101,219	68,354	136,707	205,061	410,122	820,844	820,244	1,640,487	-	-
Deferred tax assets - net	3,704,745	-	-	-	241,585	570,521	-	194,271	-	2,698,368
Other assets	16,771,466	1,694,254	735,051	923,980	1,779,954	2,826,582	2,733,348	5,406,253	115,166	556,878
	135,033,822	6,236,922	29,850,426	9,845,453	41,147,582	9,782,925	7,247,600	14,945,562	9,479,512	6,497,840
Liabilities										
Bills payable	3,996,044	1,040,570	107,893	306,896	306,896	849,159	337,667	524,281	262,140	260,542
Borrowings	30,195,702	24,368,456	3,616,448	2,210,798	-	-	-	-	-	-
Deposits and other accounts	86,787,423	11,516,971	32,202,811	9,205,857	16,048,331	3,024,451	2,964,875	5,943,944	2,960,051	2,920,132
Liabilities against assets subject to finance lease	10,694	304	615	942	1,956	4,216	2,661	-	-	-
Other liabilities	1,989,371	518,429	53,754	152,901	152,901	423,065	168,380	259,532	130,603	129,806
	122,979,234	37,444,730	35,981,521	11,877,394	16,510,084	4,300,891	3,473,583	6,727,757	3,352,794	3,310,480
Net assets										
	12,054,588	(31,207,808)	(6,131,095)	(2,031,941)	24,637,498	5,482,034	3,774,017	8,217,805	6,126,718	3,187,360
Share capital										
Share capital	77,998,099	-	-	-	-	-	-	-	-	-
Discount on issue of shares	(56,566,725)	-	-	-	-	-	-	-	-	-
Reserves	327,845	-	-	-	-	-	-	-	-	-
Advance against shares subscription	2,000,000	-	-	-	-	-	-	-	-	-
Accumulated loss	(11,757,111)	-	-	-	-	-	-	-	-	-
Surplus on revaluation of assets - net of tax	52,480	-	-	-	-	-	-	-	-	-
	12,054,588	-	-	-	-	-	-	-	-	-

2015										
Total	Up to 1 month	Over 1 to 3 months	Over 3 to 6 months	Over 6 months to 1 year	Over 1 to 2 years	Over 2 to 3 years	Over 3 to 5 years	Over 5 to 10 years	Above 10 years	
Rupees in '000										
Assets										
Cash and balances with treasury banks	7,343,670	610,993	189,467	134,389	539,760	978,177	978,177	1,956,354	978,177	978,176
Balances with other banks	194,065	194,065	-	-	-	-	-	-	-	-
Lendings to financial institutions	6,260,444	4,063,908	2,196,536	-	-	-	-	-	-	-
Investments - net	35,512,864	2,164,265	16,576,280	5,803,620	8,715,316	60,603	1,403,961	628,168	160,651	-
Advances - net	61,074,207	3,779,973	3,412,931	6,569,980	7,931,302	6,621,552	6,414,584	12,696,688	8,305,772	5,341,425
Operating fixed assets	4,496,648	74,944	149,888	224,832	449,665	899,329	899,329	1,798,661	-	-
Deferred tax assets - net	4,180,969	-	-	-	276,248	652,381	-	165,080	-	3,087,260
Other assets	14,040,004	2,103,677	885,877	611,484	1,196,327	2,252,324	2,166,666	4,354,892	32,899	435,858
	133,102,871	12,991,825	23,410,979	13,344,305	19,108,618	11,464,366	11,862,717	21,599,843	9,477,499	9,842,719
Liabilities										
Bills payable	2,413,342	628,434	65,160	185,345	185,345	512,835	203,927	316,630	158,315	157,351
Borrowings	33,230,182	31,251,029	53,039	1,926,114	-	-	-	-	-	-
Deposits and other accounts	81,097,581	11,739,561	11,052,893	10,719,165	11,405,964	6,110,550	6,027,130	12,054,698	6,015,910	5,971,710
Liabilities against assets subject to finance lease	14,145	354	472	707	1,297	2,829	2,829	5,657	-	-
Other liabilities	1,770,959	470,073	48,740	138,639	104,251	383,604	152,688	236,841	118,421	117,702
	118,526,209	44,089,451	11,220,304	12,969,970	11,696,857	7,009,818	6,386,574	12,613,826	6,292,646	6,246,763
Net assets										
	14,576,662	(31,097,626)	12,190,675	374,335	7,411,761	4,454,548	5,476,143	8,986,017	3,184,853	3,595,956
Share capital										
Share capital	77,998,099	-	-	-	-	-	-	-	-	-
Discount on issue of shares	(56,566,725)	-	-	-	-	-	-	-	-	-
Reserves	180,134	-	-	-	-	-	-	-	-	-
Convertible preference shares	2,200,000	-	-	-	-	-	-	-	-	-
Advance against shares subscription	2,000,000	-	-	-	-	-	-	-	-	-
Accumulated loss	(11,334,916)	-	-	-	-	-	-	-	-	-
Surplus on revaluation of assets - net of tax	100,070	-	-	-	-	-	-	-	-	-
	14,576,662	-	-	-	-	-	-	-	-	-

Notes to the Financial Statements

For The Year Ended December 31, 2016

43.3.2 Maturities of assets and liabilities - based on contractual maturity of these assets and liabilities of the Bank

	2016									
	Total	Up to 1 month	Over 1 to 3 months	Over 3 to 6 months	Over 6 months to 1 year	Over 1 to 2 years	Over 2 to 3 years	Over 3 to 5 years	Over 5 to 10 years	Above 10 years
	Rupees in '000									
Assets										
Cash and balances with treasury banks	7,370,962	7,370,962	-	-	-	-	-	-	-	-
Balances with other banks	87,748	87,748	-	-	-	-	-	-	-	-
Lendings to financial institutions	706,572	306,274	-	-	400,298	-	-	-	-	-
Investments - net	37,488,482	-	12,148	1,948,163	29,924,897	3,091,523	981,480	715,554	814,717	-
Advances - net	64,802,628	3,191,748	8,222,363	3,515,312	4,320,984	5,402,471	5,353,693	16,082,895	13,938,930	4,774,232
Operating fixed assets	4,101,219	68,353	136,707	205,061	410,122	820,244	820,244	1,640,488	-	-
Deferred tax assets - net	3,704,745	-	-	-	241,585	570,521	-	194,271	-	2,698,368
Other assets	16,771,466	1,694,009	734,937	923,804	1,780,940	2,826,507	2,733,273	5,406,102	115,091	556,803
	135,033,822	12,719,094	9,106,155	6,592,340	37,078,826	12,711,266	9,888,690	24,039,310	14,868,738	8,029,403
Liabilities										
Bills payable	3,996,044	3,996,044	-	-	-	-	-	-	-	-
Borrowings	30,195,702	24,368,456	3,616,448	2,210,798	-	-	-	-	-	-
Deposits and other accounts	86,787,423	11,503,749	8,011,018	9,740,311	17,628,355	6,707,103	6,647,527	13,309,248	6,642,703	6,597,409
Liabilities against assets subject to finance lease	10,694	2,784	289	821	821	2,272	906	1,403	701	697
Other liabilities	1,989,371	518,468	53,758	152,912	152,912	423,097	168,243	259,552	130,612	129,817
	122,979,234	40,389,501	11,681,513	12,104,842	17,782,088	7,132,742	6,816,676	13,570,203	6,774,016	6,727,923
Net assets										
Share capital	77,998,099									
Discount on issue of shares	(56,566,725)									
Reserves	327,845									
Advance against shares subscription	2,000,000									
Accumulated loss	(11,757,111)									
Surplus on revaluation of assets - net of tax	52,480									
	12,054,588	(27,670,407)	(2,575,358)	(5,512,502)	19,296,738	5,578,794	3,072,014	10,469,107	8,094,722	1,301,480

	2015									
	Total	Up to 1 month	Over 1 to 3 months	Over 3 to 6 months	Over 6 months to 1 year	Over 1 to 2 years	Over 2 to 3 years	Over 3 to 5 years	Over 5 to 10 years	Above 10 years
	Rupees in '000									
Assets										
Cash and balances with treasury banks	7,343,670	7,343,670	-	-	-	-	-	-	-	-
Balances with other banks	194,065	194,065	-	-	-	-	-	-	-	-
Lending to financial institutions	6,260,444	4,063,908	2,196,536	-	-	-	-	-	-	-
Investments - net	35,512,864	2,164,265	16,576,280	5,803,620	8,715,316	60,603	1,403,961	628,168	160,651	-
Advances - net	61,074,207	3,779,973	3,412,931	6,569,980	7,931,302	6,621,552	6,414,584	12,696,688	8,305,772	5,341,425
Operating fixed assets	4,496,648	74,944	149,888	224,832	449,665	899,329	899,329	1,798,661	-	-
Deferred tax assets - net	4,180,969	-	-	-	276,248	652,381	-	165,080	-	3,087,260
Other assets	14,040,004	2,103,677	885,877	611,484	1,196,327	2,252,324	2,166,666	4,354,892	32,899	435,858
	133,102,871	19,724,502	23,221,512	13,209,916	18,568,858	10,486,189	10,884,540	19,643,489	8,499,322	8,864,543
Liabilities										
Bills payable	2,413,342	2,413,342	-	-	-	-	-	-	-	-
Borrowings	33,230,182	31,251,029	53,039	1,926,114	-	-	-	-	-	-
Deposits and other accounts	81,097,581	11,739,561	11,052,893	10,719,165	11,405,964	6,110,550	6,027,130	12,054,698	6,015,910	5,971,710
Liabilities against assets subject to finance lease	14,145	354	472	707	1,297	2,829	2,829	5,657	-	-
Other liabilities	1,770,959	470,073	48,740	138,639	104,251	383,604	152,688	236,841	118,421	117,702
	118,526,209	45,874,359	11,155,144	12,784,625	11,511,512	6,496,983	6,182,647	12,297,196	6,134,331	6,089,412
Net assets										
Share capital	77,998,099									
Discount on issue of shares	(56,566,725)									
Reserves	180,134									
Convertible preference shares	2,200,000									
Advance against shares subscription	2,000,000									
Accumulated loss	(11,334,916)									
Surplus on revaluation of assets - net of tax	100,070									
	14,576,662	(26,149,857)	12,066,368	425,291	7,057,346	3,989,206	4,701,893	7,346,293	2,364,991	2,775,131

Notes to the Financial Statements

For The Year Ended December 31, 2016

43.4 Operational risk

The risk of losses owing to deficient or erroneous internal procedures, human or system errors, or external events.

The Bank has in place robust, duly approved various policies, procedures and a Business Continuity Plan.

These are continuously reviewed to strengthen operational controls. Risk policy sets minimum standards and requires all business units to identify and assess risks. The business units are responsible for day-to-day monitoring of operational risks and for limiting losses as a result thereof. They also report operational risk events in the management reporting system.

Operational risk tolerance levels, however, have not been established but a broad strategic operational risk direction is in place. This process will move further with the implementation of Internal Control Systems (COSO compliant in process) and Operational Risk Management. Presently, this risk is effectively managed through robust operational policies and procedures.

44. TRUST ACTIVITIES

The Bank is not engaged in any significant trust activities. However, the Bank acts as security agent of investment portfolio services as custodian on behalf of its customers.

45. ISLAMIC BANKING BUSINESS (IBB)

In order to meet the guidelines for Sharia compliance in Islamic Banking Institutions (IBIs), statement of financial position and profit and loss account of IBB are given in Annexure - II. Further detailed disclosures are also given in the said annexure to comply with instructions issued by SBP to improve transparency and standardisation in IBIs' profit and loss distribution policies and practices. Instructions in this regard were issued by the SBP vide IBD Circular No. 3 dated November 19, 2012 and BSD Circular No.3 dated January 22, 2013.

46. RECLASSIFICATIONS

46.1 Corresponding figures have been rearranged and reclassified to reflect more appropriate presentation of events and transactions for the purpose of comparison, which are as follows:

Statement	Rupees in (000)	From	Reclassified	To
Statement of financial position	513,796	Lending to financial institutions		Investment - Net
Statement of financial position	3,704	Lending to financial institutions		Other assets
Statement of financial position	(34,388)	Other liabilities		Other assets

47. DATE OF AUTHORIZATION FOR ISSUE

These financial statements were authorised for issue on March 01, 2017 by the Board of Directors of the Bank.

48. GENERAL

48.1 These financial statements have been prepared in accordance with the revised format for financial statements of banks issued by the SBP through BSD circular letter No.4 dated February 17, 2006.

48.2 Captions in respect of which no amounts exist may not be reproduced in these financial statements except in case of statement of financial position and profit and loss account.



Azmat Tarin
President & CEO



Munnawar Hamid, OBE
Chairman



Tariq Iqbal Khan
Director



Shamsul Hasan
Director

Statement Of Written-off Loans

for the year ended December 31, 2016

SILKBANK LIMITED

ANNEXURE - I

STATEMENT OF WRITTEN-OFF LOANS OR ANY OTHER FINANCIAL RELIEF DURING THE YEAR 2016

Rupees in '000

Date	Party Name	Address	Name of the individuals / Partners/Directors (with C.N.I.C. No.)	Father's / Mother's / Husband Name	Outstanding Liabilities at beginning of year				Principal Written-off	Interest / Mark-up written-off	Other Financial Relief Provided	Total (9+10+11=12)
					Principal	Interest / Mark-up	Other	Total 5+6+7=8				
1	2		3	4	5	6	7	8	9	10	11	12
Write Off of Rs. 500,000 and above												
31-Mar-16	Universal Trading Company	1 K,M Multan Road Lahore	Muhammad Sharif CNIC : 35202-2841767-5 Amir Shareef CNIC :35202-2841770-3 Imran Shareef CNIC : 35202-2841774-3	Sardar Muhammad Malik	-	10,796	-	10,796	-	10,702	-	10,702
25-May-16	Dr. Sarfraz Muhammad Khan	Hospital, Minara Road, Sukkur / Residential House No. A-26, Shikarpur Road, Friends, Cooperative Housing Society, Sukkur	Dr. Sarfraz Muhammad Khan CNIC : 45504-3610528-3	NA	-	549	-	549	-	549	-	549
30-Sep-16	Circuit City	Abid Market Temple Road, Lahore/Residential-19-B Muhafiz Town Lahore 1	Muhammad Akif CNIC : 35202-0635623-5	Sheikh Basit Waheed	13,101	4,451	-	17,552	-	5,136	-	5,136
23-Sep-16	Rana Saif Traders (Saif Ur Rehman)	Rana Saif Traders Grain Market Sheikhpura	Mr. Saif Ur Rehman CNIC : 35404-9385145-7	Ghulam Rasool	5,003	3,579	-	8,582	-	3,971	-	3,971
18-Jan-16	Ali Traders,	06 KM, Mian Gujranwala Road, Sheikhpura.	Muhammad Irfan (Partner) CNIC : 35404-9744370-9 Muhammad Asif Mahmood CNIC : 35404-6825990-9	Mr. Ijaz-ul-Haq Mahmood Khalid	4,500	2,689	-	7,189	308	2,689	-	2,997
25-Feb-16	Waris Steel Mills	Momanpura Road Near Akbar Colony, Daroghawala, Lahore.	Muhammad Waris Hussain, CNIC : 35201-0867515-5	Maher Muhammad Shafi	13,998	3,572	-	17,570	-	3,570	-	3,570
24-Feb-16	Exin Chemicals Corporation	33-B, Industrial Estate, Multan.	M. Hanif Tariq CNIC : 31205-3464301-9 Ch. Taqir Ahmad CNIC : 36302-2784093-9 Ch. Bashir Ahmad CNIC : 36302-7854771-7 Mrs. Attia Latif CNIC : 35201-7472675-6 Ch. M. Latif Qamar CNIC : 35201-8390365-9 Manzoor Ahmad CNIC : 36603-0348108-3	Nazir Ahmed Ch. Bashir Ahmad Ch. Azeem Ullah w/o Ch. M. Latif Nazir Ahmad Chiragh Din	1,023	790	-	1,813	-	790	-	790
9-Mar-16	Al Habib Plastic	13-KM Raiwind Road, Near Adda plot Lahore.	Ehsan Khan CNIC : 35201-7075357-5	Shadi Khan	19,760	-	-	19,760	19,760	-	-	19,760
9-Mar-16	Cyber Communication	6-Abid Majeed Road, Lahore Cantt.	Muhammad Naeem CNIC : 34601-8682762-5	Muhammad Nazir	24,996	-	-	24,996	24,996	-	-	24,996
9-Mar-16	F.R Communication	6-Abid Majeed Road, Lahore Cantt.	Mr. Adnan Shahid CNIC : 35202-0772862-3 Ms. Sumbal Adnan	Ch. Muhammad Hanif Adnan Shahid	34,980	-	-	34,980	34,980	-	-	34,980
9-Mar-16	Maaz Enterprises	6-Abid Majeed Road, Lahore Cantt.	Mr. Adnan Shahid CNIC : 35202-0772862-3 Ms. Sumbal Adnan	Ch. Muhammad Hanif Adnan Shahid	34,997	-	-	34,997	34,997	-	-	34,997
9-Mar-16	Mustafa Enterprises	11- KM Multan Road, Lahore.	Saif ur Rehman CNIC : 35202-1915162-3 Ms. Rabia Rehman CNIC : 35202-2467142-4	Sh. Fazal ur Rehman Saif ur Rehman	34,165	-	-	34,165	34,165	-	-	34,165
9-Mar-16	Raza Traders	Basement, Javed Plaza, Allama Iqbal Town, Lahore.	Muhammad Shaikat CNIC : 35201-1225069-1	Muhammad Latif	19,610	-	-	19,610	19,610	-	-	19,610
9-Mar-16	Shiekh Shahbaz Traders	325- G.T Road, S.A. Rehman Stop, Daroghawala, Lahore.	Sheikh Muhammad Shahbaz CNIC : 35201-5966005-1 Ms. Rukhsana Begum CNIC : 35201-1247234-6	Shiekh Muhammad Munir Sheikh Muhammad Shahbaz	9,990	-	-	9,990	9,990	-	-	9,990
30-Mar-16	Al Amin Impex	B-282/54, Latif Cloth Market, Saleh Muhammad Street, Karachi.	Muhammad Rafiq CNIC : 42201-2762827-3 Muhammad Amin CNIC : 42000-0411980-1	Abdul Aziz Muhammad Ayub Sharif	2,480	3,601	-	6,081	2,480	3,601	-	6,081
26-Apr-16	S. J Industriess	Luddon Road, Burewala.	S. Javed Rafi CNIC : 35202-9057849-9 Shahnaz Rafi CNIC : 35202-5172769-2	Sh Abdul Haq W/o Sh Javed Rafi	17,297	6,307	-	23,604	7,297	6,307	-	13,604
12-May-16	Harris Brothers	97, Sector 7-A, Korangi Industrial Zone, Karachi.	Muhammad Shahid CNIC : 42101-0243087-3	Syed Aie Nabi Rizvi	17,333	1,698	-	19,031	15,333	1,698	-	17,031
30-May-16	Japan Vacuum Flask Co.	L-22 (ST-3), Street 3, Block-4, Qasba, Township, Karachi.	Muhammad Feroz Sivany CNIC : 42101-1851929-7	Muhammad Iqbal	19,766	9,492	-	29,258	19,766	9,492	-	29,258
26-May-16	Kohinoor Looms Limited	89- P, Gulberg-II, Lahore.	Ashfaq Ahmad CNIC : 42301-6735985-3 Nadeem Ashfaq CNIC : 42301-6802733-9 Qadeer Ashfaq CNIC : 42301-6850080-3	Mian Muhammad Umar Ashfaq Ahmad Ashfaq Ahmad	-	2,124	-	2,124	-	2,124	-	2,124
26-May-16	A.A. Flowmatic Engineering (PVT) Ltd.	Plot No. 101-103, Industrial Estate Sehala Road, Islamabad.	Waseem Pasha Tajammal CNIC : 37405-6350019-1 Naveed Tajamal CNIC : 35200-1574208-1	Tajamal Hussain Malik, Tajamal Hussain Malik	4,000	486	-	4,486	4,000	486	-	4,486
26-May-16	Cavalier Enterprises Pvt Ltd	Plot No. 101-103, Industrial Estate Sihala Road, Islamabad.	Waseem Pasha Tajammal CNIC : 37405-6350019-1 Amna Waseem CNIC : 37405-2658921-8	Tajammul Hussain Malik Waseem Pasha Tajammul	49,875	8,079	-	57,954	8,000	8,079	-	16,079

Statement Of Written-off Loans

for the year ended December 31, 2016

Rupees in '000

Date	Party Name	Address	Name of the individuals / Partners/Directors (with C.N.I.C. No.)	Father's / Mother's / Husband Name	Outstanding Liabilities at beginning of year				Principal Written-off	Interest / Mark-up written-off	Other Financial Relief Provided	Total (9+10+11=12)
					Principal	Interest / Mark-up	Other	Total 5+6+7=8				
1	2		3	4	5	6	7	8	9	10	11	12
Write Off of Rs. 500,000 and above												
26-May-16	Al Aziz Rotoflex Pvt Ltd.	10-KM, Sheikhpura Road, Main Lathianwala Stop, Al- Aziz Road, Faisalabad.	Haji Sheikh Faisal Ikram CNIC : 33100-1510866-7 Hafiz Asif Ikram CNIC : 33100-7479755-1	Haji Sheikh Ikram-u-Haq Haji Sheikh Ikram-u-Haq	61,943	7,265	-	69,208	-	7,265	-	7,265
26-May-16	Any Agro (Pvt) Ltd	Suit # 4, 1st Floor, Shan Arcade, Civic Center, New Garden Town, Lahore.	Dr. Javaid Mahmood CNIC : 35202-2588597-3 Amir Naseer CNIC : 267-77-534161 Umer Naseer CNIC : 35202-1239216-5 Dr. Tayyaba Javaid CNIC : 267-57-436981 Naseer Ahmed CNIC : 267-45-156651 Tahir Naseer CNIC : 267-90-472169	Muhammad Ahmed Naseer Ahmed Naseer Ahmed W/o Dr. Javaid Mahmood Muhammad Ahmed Naseer Ahmed	44,370	11,354	-	55,724	42,843	11,354	-	54,197
26-May-16	Awad Construction	2nd Floor, 191-Y, Phase III DHA, Lahore.	Umar Ifikhar Butt CNIC : 35201-0811887-7	Ifikhtar Ahmad Butt	44,991	9,393	-	54,384	26,577	9,393	-	35,970
26-May-16	Daska Turbine Pumps	409-A, Pathi Ground, Khawaja Muhammad Road, Lahore.	Mir Muhammad Mudassar CNIC : 35201-8554533-7	Mir Muhammad Akram	14,836	2,724	-	17,560	14,836	2,724	-	17,560
26-May-16	Fibre Tech,	Main Susan Road, Opp Hockey Stadium, Ahata Premier Cold Storage, Faisalabad	Muhammad Aamir CNIC : 33100-1910844-5	Muhammad Saleem	7,499	1,025	-	8,524	7,499	1,025	-	8,524
26-May-16	Ganguli Textile Pvt Ltd.	Plot No: 25-26, Sector 12-B, North Karachi Industrial Area, Karachi	Kabir Ahmed CNIC : 42101-1358731-9 Zubaida Khatoon CNIC : 42101-7739100-4 Atif Kabir CNIC : 42101-1436362-1	Abdus Subhan (Late) W/o Kabir Ahmed (Late) Kabir Ahmed (Late)	7,483	1,273	-	8,756	7,483	1,273	-	8,756
26-May-16	Hajra Textile Mills Ltd.	45/50 Industrial Area, Gulberg III, Lahore	Ahmed Elahi CNIC : 35201-9637854-9 Noor Elahi CNIC : 35201-2730680-7 Hassan Elahi CNIC : 35201-4465106-9	Noor Elahi Muhammad Usman Noor Elahi	17,076	387	-	17,463	17,076	387	-	17,463
26-May-16	Imperial Agro Chemical	Suit No. 18, 4th Floor, Land Mark Plaza, Jail Road, Lahore.	M. Naseem Tariq CNIC : 35202-5123459-7 Shamim Akhtar CNIC : 36302-1265498-0 Nisar Fatima CNIC : 36302-1043985-0	Ch. Muhammad Amin W/o Ch. Muhammad Amin W/o M. Tariq Naseem	11,715	2,397	-	14,112	11,715	2,397	-	14,112
26-May-16	International Trade Linkers	M-2, Mezzanine Floor, 40-C, 24th Com. Street, Phase-II, Ext. DHA, Karachi.	Sadequain Tahir CNIC : 502-85-067230	Tahir Salim	5,043	30	-	5,073	5,043	30	-	5,073
26-May-16	Malik Trading & Rice Mills	1-KM, Ludden Road, Vehari	Sajid Mrhmood CNIC : 36603-6356310-9	Malik Ghaus Muhammad Syed Wasi Ahmed	18,859	2,680	-	21,539	-	2,680	-	2,680
26-May-16	Modern Poultry Farm	House No: 489, Jaffer Bagh, Model Colony, Karachi	Syed Sabir Ahmed CNIC : 42201-3055723-3	Syed Wasi Ahmed	24,986	3,640	-	28,626	-	3,640	-	3,640
26-May-16	Double A Traders	40 KM Multan Road, Lahore. 46/1, Brandreth Road, Lahore.	Fiaz Ahmed CNIC : 35201-7314380-3	Ghulam Muhammad	5,504	3,857	-	9,361	-	3,857	-	3,857
26-May-16	MTM Bearing International Pvt Ltd	40 KM Multan Road, Lahore. 46/1, Brandreth Road, Lahore	Fiaz Ahmed CNIC : 35201-7314380-3 Mst. Ramzan Bibi CNIC : 35201-1409238-0 Muhammad Riaz CNIC : 35202-2580376-5 Abdul Ghaffar CNIC : 35201-6803483-7 Abdul Sattar CNIC : 35202-4207683-3 Talib Hussain CNIC : 35201-3222117-5 Mst Naseem Kausar CNIC : 35201-8827468-4	W/o Ghulam Muhammad Ch. Ghulam Muhammad Ch. Ghulam Muhammad Ch. Ghulam Muhammad Ch. Ghulam Muhammad Ch. Ghulam Muhammad W/o Fiaz Ahmed	8,534	1,268	-	9,802	-	1,268	-	1,268
26-May-16	Pioneer Steel Mills Ltd	G.T. Road, Mureedkey.	Mian Muhammad Usman CNIC : 35202-2965501-7 Mian Muhammad Asif CNIC : 35202-2965497-9	Haji Muhammad Yousaf Mian Muhammad Usman	22,429	7,055	-	29,484	22,429	7,055	-	29,484
26-May-16	Punjab Corporation	M-2, Mezzanine Floor, 40-C, 24th Com. Street, Phase-II, Ext. DHA, Karachi.	Jahanzab CNIC : 42101-4260346-3	Iqbal Ahmed	5,001	-	-	5,001	5,001	-	-	5,001
26-May-16	Rashid Mahmood Textile	The Business Ceter, 8/8 New Civil Lined, Faisalabad/ Gali # 20, Main Bazar, # 2 Raza Abad, Faisalabad.	Mehmood Rashid CNIC : 245-90-318824	Sufi Shamsuddin	6,500	2,052	-	8,552	6,500	2,052	-	8,552
26-May-16	Shafi Associates.	Peer Muhammad Shafi Road, Ramtalal, Sialkot.	Zeeshan Zaib CNIC : 34603-2233399-7	Aurangzeb Mirza	17,006	5,494	-	22,500	-	5,494	-	5,494
26-May-16	Sind Textile	Plot No: 25-26, Sector 12-B, North Karachi Industrial Area, Karachi.	Kabir Ahmed CNIC : 42101-1358731-9 Atif Kabir CNIC : 42101-1436362-1	Abdus Subhan (Late) Kabir Ahmed	15,584	4,427	-	20,011	15,584	4,427	-	20,011

Contd.

Statement Of Written-off Loans

for the year ended December 31, 2016

Rupees in '000

Date	Party Name	Address	Name of the individuals / Partners/Directors (with C.N.I.C. No.)	Father's / Mother's / Husband Name	Outstanding Liabilities at beginning of year				Principal Written-off	Interest / Mark-up written-off	Other Financial Relief Provided	Total (9+10+11=12)
					Principal	Interest / Mark-up	Other	Total 5+6+7=8				
1	2		3	4	5	6	7	8	9	10	11	12
Write Off of Rs. 500,000 and above												
26-May-16	Softouch Exports	House # 637-A, Ghulam Muhammad Abad, Faisalabad.	Mian Azad Ahmed CNIC : 33100-4975933-5 Mian Khayal Ahmed CNIC : 33102-1818877-1	Muhammad Iqbal Muhammad Iqbal	11,474	2,970	-	14,444	-	2,970	-	2,970
26-May-16	Subtlex Export	10- Jail Road, Near National Bank Faisalabad	Muhammad Aamir Iqbal CNIC : 33100-0930986-9 Muhammad Iqbal CNIC : 33100-0930983-3	Muhammad Iqbal Khushi Muhammad	14,995	4,125	-	19,120	-	4,125	-	4,125
26-May-16	Tex Port International	22/1, Sector 12-D, North Karachi.	Sohail Yousuf CNIC : 511-90-095062	Muhammad Yousuf	4,100	554	-	4,654	4,100	554	-	4,654
26-May-16	Vital Chemicals Corporation.	Muhammad 1st Floor, Arcade Lmq Road, Multan	Razi Ahmed Mirza. CNIC : 35202-6512426-5	Muhammad Sadique Mirza	11,665	1,149	-	12,814	-	1,149	-	1,149
26-May-16	X Clusive Carpets	88-A, Cavalry Ground, Opp: Khalid Masjid, Lahore.	Kh. Khalid Javed CNIC : 271-52-271689 Kh. Jawad Khalid CNIC : 271-76-217691	Kh. Abdur Rehman Kh Khalid Javed	8,379	3,153	-	11,532	8,379	3,153	-	11,532
26-May-16	Zain Business Empire	19-G, Muhammadi Plaza, Blue Area, Islamabad.	Naseer Ahmad CNIC : 33101-7829611-1	Aziz Ur Rehman	3,400	1,415	-	4,815	-	1,415	-	1,415
26-May-16	Alfaal Enterprises	Plot No. 12-C/4, Quaid-e-azam Industrial Estate, Kot Lakhpat, Lahore.	Muhammad Afzal CNIC : 35202-2760354-3 Tahmina Naz	Elam Din	500	2,692	-	3,192	-	2,692	-	2,692
28-Aug-16	Essem Hotels Limited.	Escorts House 26 Dabvis Road Lahore, Shahrah-e-atalurk Sector F-5/1 Islamabad.	Bashir Ahmed CNIC : 35202-272918-1 Mrs. Darkshan Bashir CNIC : 35202-2603002-6 Mutahir Ahmed CNIC : 352022726870-3 Mrs. Shazia Bashir CNIC : 35202-4126942-0 Mrs. Maryam Bashir CNIC : 35202-4838014-2 Bairam Qureshi CNIC : 35201-1361579-3 Farukh Ahmed CNIC : 35202-3699635-1	Atta Muhammad Bashir Ahmed Bashir Ahmed Faisal Kamal Khan Bashir Ahmed Naseer Ahmed Qureshi Ch. Muhammad Rasheed	5,000	13,767	-	18,767	-	13,767	-	13,767
29-Jul-16	Danish Trading Company	P-54, 2nd Floor, Bc Tower, Jinnah Colony, Faisalabad	Aamir Danish CNIC : 33100-3639605-7	Khawaja Danish Mand	5,926	840	-	6,766	5,926	840	-	6,766
27-Sep-16	Alizar Paint House	Shop No: 4, Haji Shah Centre, Saddar Bazar, Hyderabad	Mrs. Mussarat CNIC : 41303-7059432-8	W/O Ghulam Haider	6,178	2,162	-	8,340	2,078	2,162	-	4,240
27-Sep-16	Faisal Paint House	Shop No: 335, Saddar Bohri Bazar, Hyderabad	Ghulam Haider CNIC : 41303-4768140-9	Ghulam Qadir	1,799	817	-	2,616	199	817	-	1,016
20-Dec-16	Al-mehran Builders Pak Pvt Ltd	B-4, Block-16, Gulshan-e-iqbal, Karachi.	Rasheed M. Qureshi CNIC : 42301-8273966-5 Mst. Najma Fatima CNIC : 42301-5619071-6 M. Khalid Rasheed CNIC : 42301-9253236-3 M. Fahad Rasheed CNIC : 42301-7678944-3	Noor Muhammad W/O Rasheed M. Qureshi Rasheed M. Qureshi Rasheed M. Qureshi	6,322	6,151	-	12,473	-	3,075	-	3,075
14-Dec-16	Sardar Agro Trading Co.	Lahore Garawal Road, Bhatta Chowk, Mandi Faizabad.	Sardar Ali CNIC : 35402-7454201-1	Muhammad Hussain	10,500	2,642	-	13,142	412	2,642	-	3,054
31-Dec-16	Golden Oil Products	1-C/7, Sector 21, Korangi Ind. Area, Karachi.	Mr. Mairajuddin CNIC : 42101-1657218-7	S/O Sirajuddin	33,775	16,883	-	50,658	-	16,883	-	16,883
31-Dec-16	Al-Hadeed Industries	Plot # 50-A, Street # 12, Sector 1-9/2, Industrial Area, Islamabad	Muhammad Nasir Khan CNIC : 61101-7362407-5 Muhammad Saad Raza Khan CNIC : 61101-6575737-1 Muhammad Muttazim Raza Khan CNIC : 611016-584382-1	Haji Muhammad Umer Khan Muhammad Raza Khan Muhammad Raza Khan	212,824	44,778	-	257,602	-	44,778	-	44,778
31-Dec-16	R.K. Steel Mills	Plot # 50-A, Street # 12, Sector 1-9/2, Industrial Area, Islamabad	Muhammad Nasir Khan CNIC : 61101-7362407-5 Muhammad Saad Raza Khan CNIC : 61101-6575737-1	Haji Muhammad Umer Khan Muhammad Raza Khan	16,000	2,501	-	18,501	8,000	2,501	-	10,501
31-Dec-16	Muhammad Saleem Bhatti	P-75 And 6-P, Officer Block, Muslim Town Faisalabad.	Muhammad Saleem Bhatti CNIC : 33100-8872572-5	Hassan Muhammad Bhatti	450,000	52,404	-	502,404	-	52,404	-	52,404
4-Jan-16	Ghulam Rabani	House # : H # 50 Block # : 9 St # 51, Gulzaib Colony Street : Area : Lower Jank Nagar Samanabad Nearest Land Mark : City : Lahore	Ghulam Rabani CNIC : 33100-9500336-7	Ashiq Hussain	763	477	-	1,240	184	477	-	661
4-Jan-16	Zia Uddin Haider	House # : Banglow-6 Plot-43/ 1/Q Blk-6 Street: Area : P E C H S Nearest Land Mark : City : Karachi	Zia Uddin Haider CNIC : 42501-1761631-3	Syed Khar Uddin Haider	439	125	-	565	439	125	-	565
4-Jan-16	Noreen Abid	House # : H # 17 Ganga St # 58 Street :Area Outfall Road Nearest Land Mark : City : Sanat Nagar Lahore	Noreen Abid CNIC : 35202-2200070-2	Abid Hussain	399	117	-	516	399	117	-	516

Contd.

Statement Of Written-off Loans

for the year ended December 31, 2016

Rupees in '000

Date	Party Name	Address	Name of the individuals / Partners/Directors (with C.N.I.C. No.)	Father's / Mother's / Husband Name	Outstanding Liabilities at beginning of year				Principal Written-off	Interest / Mark-up written-off	Other Financial Relief Provided	Total (9+10+11=12)
					Principal	Interest / Mark-up	Other	Total 5+6+7=8				
1	2		3	4	5	6	7	8	9	10	11	12
Write Off of Rs. 500,000 and above												
4-Jan-16	Abdul Razzak	House #: H-194/ 1 Block #: 37 Street Khy-e-ttihad Phase- Street: Area : Dha Nearest Land Mark : City : Karachi	Abdul Razzak CNIC : 42301-9404703-1	K V Muhammad	865	220	-	1,085	865	220	-	1,085
4-Jan-16	Adeel Aslam	House #: A-85 Block 13-D-2 Street : City Homes Area : Gulshan E Iqbal Nearest Land Mark : City : Karachi	Adeel Aslam CNIC : 42101-9122930-3	Aslam Farooq Siddique	962	478	89	1,528	197	478	-	674
29-Feb-16	Liaqat Ali	House #: H # 5 Block #: 2-B-ii, Township Street : Area : Nr Sheranwala Cloth Nearest Land Mark : City : Lahore	Liaqat Ali CNIC : 35103-1312265-7	Muhammad Mushtaq	613	580	128	1,320	-	580	-	580
29-Feb-16	Kashif Bashir	House #: N-591 Block # 1 Abul Hasan Isphani Road Street : Area : Metrovill-3 Nearest Land Mark : City : Karachi	Kashif Bashir CNIC : 42201-398868-3	Bashir Ahmed Khan	799	495	141	1,435	164	495	-	659
31-Mar-16	Mehwish Safi	House #: 1171 Block-q Street : Area : Johar Town Nearest Land Mark : City : Lahore	Mehwish Safi CNIC : 35202-27812440	Safi Ur Rehman	780	773	142	1,696	149	773	-	923
31-Mar-16	Tamoor Sultan	House #: H No. 293 H II, Block #: Street : Area : Johar Town, Nearest Land Mark: City: Lahore.	Tamoor Sultan CNIC : 35402-3925162-9	Amjad Pervaiz Maan	579	501	112	1,192	60	501	-	561
2-May-16	Muhammad Faisal Asghar Cheema	House #: 1 Block #: H Street : Area : Johar Town Nearest Land Mark : City: Lahore	Muhammad Faisal Asghar Cheema CNIC : 35202-2671372-1	Muhammad Asghar Cheema	407	528	102	1,036	90	528	-	617
4-Jan-16	Usman Ghani	House #: H # 12 St # 25 Street : Area : Rahim Park Dholanwal Nearest Land Mark: City : Lahore	Usman Ghani CNIC : 35202-2926911-1	Abdul Rahim	353	965	25	1,343	198	965	-	1,163
4-Jan-16	Nadeem Aslam	House #: 23-D Block #: Khuda Buxsh Colony Street : Area : Near Bhatta Chowk Nearest Land Mark: City : Lahore	Nadeem Aslam CNIC : 35201-4405654-1	Mian Mohammad Aslam	732	192	10	934	732	192	-	924
4-Jan-16	Bilal Ahmed	House No 131-C Uper Mall Scheme Near Mosque Lahore	Bilal Ahmed CNIC : 35202-1062849-7	Muhammad Naim	-	504	46	550	-	504	46	550
4-Jan-16	Abdul Wahab	Bungalow# 45/A Khayaban-e-shahbaz Phase# 6 Dha Near Silk Bank Karachi	Abdul Wahab CNIC : 42301-6351215-3	Shah Dad	698	312	54	1,064	698	312	54	1,064
4-Jan-16	Muhammad Faheem Anwar	House No D 193 Block 4 F B Area Near Habib Medical Karachi	Muhammad Faheem Anwar CNIC : 42101-1819531-1	Anwar Ahmad Saddiqui	451	198	39	687	451	198	39	687
2-Apr-16	Khalid Anwar	House # 145/2 Street # 11 Khayaban E Bukhri Phase # 6 Dha Near Misri Shah Mazar Karachi	Khalid Anwar CNIC : 42301-4647145-3	M Anwar	187	1,197	85	1,469	187	1,197	85	1,469
2-Apr-16	Ahsan Shahzad	House No 18-B Third Central Lane Phase II Dha Near Telephone Exchange Karachi	Ahsan Shahzad CNIC : 35201-5415698-5	Shahzada Waseem	-	474	45	518	-	474	45	518
3-May-16	Salman Ahmed	House No B-22 Block R North Nazimabad Near Shipowner College Karachi	Salman Ahmed CNIC : 42101-6935892-7	Ahmed Farooq Niazi	145	386	142	673	145	386	142	673
3-May-16	Afrin Hussain	House No-27-L Model Toen Ext Model Town Lahore	Afrin Hussain CNIC : 35202-450505-7	M Nisar Hussain	129	448	107	683	129	448	107	683
6-Jun-16	Khalid Pervaiz	House No 23 St # 6 Muhallala V-extension Cavalary Ground Lahore	Khalid Pervaiz CNIC : 35201-1221392-9	Abdul Raheem	133	546	40	719	133	546	40	719
11-Jan-16	Syed Sohail Raza Rizvi	H # 12, Q - Block, Model Town, Lahore.	Syed Sohail Raza Rizvi CNIC : 35200-1405456-7	Syed Munawar Hussain	-	4,904	-	4,904	-	4,904	-	4,904
29-Feb-16	Tahir Masood	B-101,, , Block B, Kazimabad Township, Jinnah Avenue, Malli Cantt, Model Colony	Tahir Masood CNIC : 42201-3209526-7	Chaudhry Abdul Ghafoor Late	-	2,605	-	2,605	-	2,605	-	2,605
22-Mar-16	Farzana Naveed	NA	Farzana Naveed CNIC : 35202-3854182-6	Agha Naveed Ahmed	-	4,776	-	4,776	-	4,776	-	4,776
11-Jul-16	Muhammad Shabaz	House #: 2 Block #: Mohallah Mohammad Pur Jattan Street : Street # 8 Area : Baghbanpura Nearest Land Mark Back Side Of Alao Deen School City : Lahore	Muhammad Shabaz CNIC : 35201-5951499-7	Mohammad Hayat	968	419	-	1,387	468	396	-	864
11-Jul-16	Abdul Waheed	House #: Main St Block #: Kotli Stop Ram Pura Street : Area: Bata Pur Nr Zahid General Stor Nearest Land Mark : City : Lahore	Abdul Waheed CNIC : 35201-1341657-9	Fazal Hussain	507	119	-	626	507	119	-	626
11-Jul-16	Asif Hussain Khan	House #: H # 355 Block #: Block-15 Street : F B Area : Area Nearest Land Mark : Jawed Nehari City : Karachi	Asif Hussain Khan CNIC : 42201-0520382-5	Ghazanfar Hussain Khan	572	101	-	673	572	101	-	673

Contd.

Statement Of Written-off Loans

for the year ended December 31, 2016

Rupees in '000

Date	Party Name	Address	Name of the individuals / Partners/Directors (with C.N.I.C. No.)	Father's / Mother's / Husband Name	Outstanding Liabilities at beginning of year				Principal Written-off	Interest / Mark-up written-off	Other Financial Relief Provided	Total (9+10+11=12)
					Principal	Interest / Mark-up	Other	Total 5+6+7=8				
1	2		3	4	5	6	7	8	9	10	11	12
Write Off of Rs. 500,000 and above												
31-Aug-16	Iftikhar Ahmed	House #: H # 119 D Block #: Pak Arab Housing Street : Area : Society Ferozpur Road Nearest Land Mark : City : Lahore	Iftikhar Ahmed CNIC : 35403-8911583-1	Manzoor Hussain	527	360	-	887	169	360	-	529
31-Aug-16	Naeem Ahmed	House #: 107 Block #: F-II Street : Area : Wapda Town Nearest Land Mark : City: Lahore	Naeem Ahmed CNIC : 35202-2832173-7	Abdul Raheem	504	420	-	924	145	420	-	565
2-Sep-16	Muhabbat Suja Rana	House #: H # C-1/26 Block #: Street : Area : Gor Iii, Shadman Colony Nearest Land Mark: City: Lahore	Muhabbat Suja Rana CNIC : 35202-2839384-3	Rana Muhabbat Ali	507	499	-	1,006	129	499	-	628
2-Sep-16	Asad Ullah Khan	House #: H # 2 Block #: Komal Rah Street Street : Area : Phase Iii Tajbogh Nearest Land Mark : City : Lahore	Asad Ullah Khan CNIC : 35201-6873014-5	Shamim Ahmad Khan	711	457	-	1,168	169	457	-	626
11-Jul-16	Muhammad Jawaid	H # 610, Gulbahar Blockbahna Town Near Talwar Chowk	Muhammad Jawaid CNIC : 42301-0976314-9	Muhammad Alam	500	63	-	563	500	63	-	563
11-Jul-16	Shahid Raza	House #: H # 15-E1 Block #: Nasir Garden Street : Area : Johar Town Nearest Land Mark : City : Lahore	Shahid Raza CNIC : 35202-2282863-5	Muhammad Hanif Raza	482	74	-	557	482	74	-	557
11-Jul-16	Hazmir Khan Mandokhail	House #: H No 101 Block #: Balochistan Residential Accomo Street : Hanna Road Area : C-8/4 Nearest Land Mark : City : Islamabad	Hazmir Khan Mandokhail CNIC : 54400-9920338-1	Mustafa Kamal Mandokhail	437	91	-	527	437	91	-	527
11-Jul-16	Waqas Muslim	House #: B-10 Street-10 Gulshan Faisal Hous Area : Bath lye Land Nearest Land Mark : City : Karachi	Waqas Muslim CNIC : 42301-7402836-1	Syed Muhammad Muslim Naqvi	965	248	-	1,213	965	248	-	1,213
31-Aug-16	Nadia Inayat	Flat# 205, Street : Golden Palace Mat Street Area : Garden West Nearest Land Mark : City : Karachi	Nadia Inayat CNIC : 42301-0333573-2	Inayat Ali Huda	-	574	-	574	-	574	-	574
8-Sep-16	Mehwish Safi	House #: H # 1171 Block #: Q Street : Area : Johar Town Nearest Land Mark : City: Lahore	Mehwish Safi CNIC : 35202-2781244-0	Safi Ur Rehman	79	573	-	652	79	573	-	652
8-Sep-16	Sikander Ali	House #: 4 St # 55, Makhnupura Road Street : Area : Chah Miran Nawan Mohalla Nearest Land Mark : City : Lahore	Sikander Ali CNIC : 34501-1982164-1	Muhammad Ali	397	496	-	893	177	496	-	673
8-Sep-16	Muhammad Ali Khan	House #: H # 5 /2 5 Block #: A-ii, Lane 4, St 6-A Street : Area : Nr Sajid Ali Food Corner Nearest Land Mark : City : Cavalary Gro Lahore	Muhammad Ali Khan CNIC : 35202-2991380-1	Muhammad Arshad Khan	515	584	-	1,098	100	584	-	683
2-Jul-16	Waqas Muslim	House No# B-10 Street No # 10 Gulshan-e-faisal Society Near Iii Talwar Bathisland Karachi	Waqas Muslim CNIC : 42301-7402836-1	S M Muslim Naqvi	386	103	27	515	386	103	27	515
12-Jul-16	Adnan International Through Adnan Ahmed Saeed	House # E-118/B, Block-b, All View Garden Bedian Road, Lahore Cantt	Adnan International Through Adnan Ahmed Saeed CNIC : 35202-8466081-5	Waqar Saeed	-	1,327	-	1,327	-	1,327	-	1,327
30-Aug-16	Gulzar Ahmed	Sherazi Street(Mughal Street), Lodhi Town, Sialkot Road, Sialkot By Pass	Gulzar Ahmed CNIC : 34101-0135528-9	Abdul Ghani	-	9,525	-	9,525	-	9,525	-	9,525
31-Oct-16	Rizwan Ul Hassan	House #: H#14/15 C Block #: Ellet Villas Street : Area : Badian Road Nearest Land Mark : City : Lahore	Rizwan Ul Hassan CNIC : 35202-3443832-7	Najam Ul Hassan	1,489	792	-	2,281	199	767	-	966
2-Dec-16	Muhammad Aqeel Ur Rehman Qureshi	House #: No 279-2 Block #: Street : Area : Peshawar Road Nearest Land Mark : Opposite Anwar Hospital City : Rawalpindi	Muhammad Aqeel Ur Rehman Qureshi CNIC : 13101-0823971-9	Muhammad Yousaf Qureshi	825	892	-	1,717	-	886	-	886
31-Dec-16	Asad Abbas Bukhari	House #: 97-B Block #: 16Th Central Street Street : Area : Phase 2 Dha Nearest Land Mark : City : Karachi	Asad Abbas Bukhari CNIC : 35201-0861024-1	Syed Amjad Bukhari	1,827	1,266	-	3,093	1,827	1,266	-	3,093
31-Dec-16	Sarfraz Ali Ansari	House #: 731 A Street : 69 Area : Bazal Muhalla Sadar Bazar Cant Nearest Land Mark : City : Lahore	Sarfraz Ali Ansari CNIC : 35201-1272397-3	Muhammad Noor Ali Ansari	1,489	1,261	-	2,750	1,489	1,261	-	2,750
31-Dec-16	Muhammad Tariq	House #: 1 Street : 3 Area : Krl Road Kokhar Abad Nearest Land Mark : City : Rawalpindi	Muhammad Tariq CNIC : 37405-8103067-1	Habib Ahmed Qureshi	1,478	1,225	-	2,703	1,478	1,225	-	2,703

Contd.

Statement Of Written-off Loans

for the year ended December 31, 2016

Rupees in '000

Date	Party Name	Address	Name of the individuals / Partners/Directors (with C.N.I.C. No.)	Father's / Mother's / Husband Name	Outstanding Liabilities at beginning of year				Principal Written-off	Interest / Mark-up written-off	Other Financial Relief Provided	Total (9+10+11=12)
					Principal	Interest / Mark-up	Other	Total 5+6+7=8				
1	2		3	4	5	6	7	8	9	10	11	12
Write Off of Rs. 500,000 and above												
31-Dec-16	Zubeeda Begum	House # : Plot-7 / C F # 2 4Th Floor Shehbaz Commercial Phase Vi, Street : Area : Dha Nearest Land Mark : Scb Bank City : Karachi	Zubeeda Begum CNIC : 42301-1192244-2	Muneer Ahmed	1,466	1,179	-	2,645	1,466	1,179	-	2,645
31-Dec-16	Muhammad Idrees	House # : H# 120 Nishter Block Street : Area : Allama Iqbal Town Nearest Land Mark : City : Lahore	Muhammad Idrees CNIC : 36304-0641463-5	Abdul Rasheed	1,000	1,063	-	2,063	1,000	1,063	-	2,063
31-Dec-16	Ahmed Nawaz Janjua	House # : Plot No 15-C 2Nd Floor Lane 4 Bukhari Comme Street : Area : Saba Aveniuue Dha Phase 6 Nearest Land Mark : City : Karachi	Ahmed Nawaz Janjua CNIC : 45202-7872450-7	Muhammad Aslam Janjua	1,392	967	-	2,359	1,392	967	-	2,359
31-Dec-16	Zulfiqar Ali Mubashir	House # : F # 2 4Th Floor Plot-7 / C Street : Lane-2 Shehbaz Commercial Area : Phase Vi Dha Nearest Land Mark : City : Karachi	Zulfiqar Ali Mubashir CNIC : 42201-4955612-9	Wali Muhammad	1,168	939	-	2,107	1,168	939	-	2,107
31-Dec-16	Muhammad Asim Khan	House # : H#741 Sector C Askari X Street : Area : New Airport Road Nearest Land Mark : City : Lahore	Muhammad Asim Khan CNIC : 90403-0158773-1	Muhammad Yasin Gill	1,489	883	-	2,372	1,489	883	-	2,372
31-Dec-16	Zafar Iqbal	House # : H # 243 Block # : 1-D-1, Umar Chowk Street : Area : Township Nearest Land Mark : City : Lahore	Zafar Iqbal CNIC : 35202-8713554-3	Abdul Latif	850	852	-	1,702	850	852	-	1,702
31-Dec-16	Amer Jamal	House # : H No. 126-C Street : Area : Satelllite Town Chakki Ground, Nearest Land Mark : City : Gujranwala.	Amer Jamal CNIC : 34101-7450721-1	Jamal Din	985	814	-	1,799	985	814	-	1,799
31-Dec-16	Mohammad Sadiq	House # : Flat No 604 Block G Street : Creek Vista Area : Phase Viii Dha Nearest Land Mark : City : Karachi	Mohammad Sadiq CNIC : 42301-6203353-9	Sami Uddin	1,000	707	-	1,707	1,000	707	-	1,707
31-Dec-16	Muhammad Ishfaq	House # : H # 16 St # 16 Ilyas St Street : Area : Peco Road Kotlakpatt Nearest Land Mark : City : Lahore	Muhammad Ishfaq CNIC : 35202-8062966-9	Muhammad Yaqoob	952	685	-	1,638	952	685	-	1,638
31-Dec-16	Irfan Anwar Chughtai	House # : H # 163 Block # : J Street : Area : Johar Town Nearest Land Mark : City : Lahore	Irfan Anwar Chughtai CNIC : 35202-3025200-3	Muhammad Anwar Chughtai	1,454	668	-	2,122	1,454	668	-	2,122
31-Dec-16	Mohsin Iqbal	House # : H # A-139 Block # : 8 Street : Gulshan-e- Area : Iqbal Nearest Land Mark : K E S C Office City : Karachi	Mohsin Iqbal CNIC : 42201-7192812-1	Syed Ghazanfar Iqbal	900	668	-	1,568	900	668	-	1,568
31-Dec-16	Nasrullah Khan	House # : H No 64 F Adyala Road Street : Area : Askari 07 Nearest Land Mark : City : Rawalpindi	Nasrullah Khan CNIC : 61101-1985399-3	Chaudhry Abdul Qayyum Khan	950	656	-	1,606	950	656	-	1,606
31-Dec-16	Manzoor Khan Niazi	House # : 326 Street : 64 Area : I-8/3 Nearest Land Mark : City : Islamabad	Manzoor Khan Niazi CNIC : 61101-5834786-9	Fazal Muhammad Khan Niazi	750	650	-	1,400	750	650	-	1,400
31-Dec-16	Sajjad Raza	House # : R-461 Block # : 20 Street : Area : Inchoji Society F B Area Nearest Land Mark : City : Karachi	Sajjad Raza CNIC : 42201-1576833-3	Jaffar Raza	730	645	-	1,375	730	645	-	1,375
31-Dec-16	Muhammad Latif	House # : 23 St# 2 Farooq Gunj Street : Area : Misri Shah Nearest Land Mark : City : Lahore	Muhammad Latif CNIC : 35202-2977042-1	Khuda Bukhsh	931	604	-	1,535	931	604	-	1,535
31-Dec-16	Muhammad Shahid Malik	House # : Street : Main Road Area : Garjakh Opp Masjid Medina, Nearest Land Mark : Kolthi Noor Muhammad, Ggarjakh, City : Gujranwala.	Muhammad Shahid Malik CNIC : 34101-2339639-1	Malik Muhammad Boota	695	588	-	1,283	695	588	-	1,283
31-Dec-16	Ali Raza	House # : H # 303 Lane # 10 Street : Area : Safari Vilas Nearest Land Mark : City : Behria Town Lahore	Ali Raza CNIC : 33100-0693633-7	Riaz Ahmed	695	585	-	1,280	695	585	-	1,280
31-Dec-16	Muhammad Tanveer Minhas	House # : 57 Street : 2 Ittefaq Area : Ravi Road Nearest Land Mark : City : Lahore	Muhammad Tanveer Minhas CNIC : 35202-2941468-5	M Akhter Minhas	645	545	-	1,190	645	545	-	1,190
31-Dec-16	Ifikhar Ali	House # : Usama House Street : Street Khawaja Corporation Chowk Area : Defence Road Adyala Nearest Land Mark : City : Rawalpindi	Ifikhar Ali CNIC : 34402-3985823-9	Moj Deen	648	488	-	1,136	648	488	-	1,136

Contd.

Statement Of Written-off Loans

for the year ended December 31, 2016

Rupees in '000

Date	Party Name	Address	Name of the individuals / Partners/Directors (with C.N.I.C. No.)	Father's / Mother's / Husband Name	Outstanding Liabilities at beginning of year				Principal Written-off	Interest / Mark-up written-off	Other Financial Relief Provided	Total (9+10+11=12)
					Principal	Interest / Mark-up	Other	Total 5+6+7=8				
1	2		3	4	5	6	7	8	9	10	11	12
Write Off of Rs. 500,000 and above												
31-Dec-16	Syed Musharaf Hussain Naqui	House #: H No. 203-A, Street : Area : Darbar Shah Maskeen Shami Road Nearest Land Mark : City : Lahore.	Syed Musharaf Hussain Naqui CNIC : 35201-1537137-5	Syed Wajid Hussain Naqui	725	478	-	1,203	725	478	-	1,203
31-Dec-16	Syed Imad Amjad	House #: H#210-Nw, S#6-Nw, Block-a,Nfc Housing S Street : Area : Inside Wapda Town, Nearest Land Mark : City : Lahore	Syed Imad Amjad CNIC : 35202-9801766-3	Syed Ali Amjad	895	458	-	1,354	895	458	-	1,354
31-Dec-16	Abbas Ahmed	House #: H No R-136 New Al Hira Socity Street : Area : Safori Goth Schme 33 Nearest Land Mark : Rimjhim Tower Jama Masjid City : Karachi	Abbas Ahmed CNIC : 42301-0492187-1	Muhammad Younus	1,000	443	-	1,443	1,000	443	-	1,443
31-Dec-16	Azeem Shahzad	House #: Khasra # 345, Street : Area : Pandori Road, Barma Town, Nearest Land Mark : Near Jannat Uj Fardous Masjid, City : Islamabad	Azeem Shahzad CNIC : 36101-0804773-9	Sardar Ali	550	441	-	991	550	441	-	991
31-Dec-16	M Wassem Dildar	House #: H # 2 St # 6 Qla Laxman Singh Street : Ravi Road Area : Nearest Land Mark : City : Lahore	M Wassem Dildar CNIC : 35202-2172808-9	Dildar Muhammad	496	421	-	917	496	421	-	917
31-Dec-16	Muhammad Bilal	House #: H # 938-C Canal View Street : Area : Nr Thokar Niaz Baig Nearest Land Mark : City : Lahore	Muhammad Bilal CNIC : 35202-4492237-1	Khalid Mehmood	822	414	-	1,236	822	414	-	1,236
31-Dec-16	Waleed Riaz Shafi	House #: 520 Block #: R 2 Street : Area : Johar Town Nearest Land Mark : City : Lahore	Waleed Riaz Shafi CNIC : 34603-6302805-3	Muhammad Riaz	550	406	-	956	550	406	-	956
31-Dec-16	Ijaz Amin	House #: H # 132 B St # 5 Street : Area : Ali View Garden F 1 Nearest Land Mark : City : Bedian Road Lahore	Ijaz Amin CNIC : 38302-1101343-7	Muhammad Ameen	447	403	-	850	447	403	-	850
31-Dec-16	Haider Ali	House #: H # 14 Block #: Q Street : Area : Iltefaq Villas Model Town Nearest Land Mark : City : Lahore	Haider Ali CNIC : 38201-1191787-5	Sardar Khan	492	391	-	883	492	391	-	883
31-Dec-16	Muhammad Nisar	House #: Plot # 391/392 Sector 5A/3 Street : Gulshan Liaquat Area : North Karachi Nearest Land Mark : Near High Star Public School City : Karachi	Muhammad Nisar CNIC : 42101-4543140-9	Muhammad Hanif	545	360	-	905	545	360	-	905
31-Dec-16	Ghulam Nabi	House #: 07 Block #: G State Life Housing Soc Street : Area : Dha Phase Iv Nearest Land Mark : City : Lahore	Ghulam Nabi CNIC : 35202-2058478-7	Maqbool Ahmad	1,757	352	-	2,109	1,757	352	-	2,109
31-Dec-16	Umar Farooq	House #: H # 903 Block P Street : Area : Sabzazar Scheme Nearest Land Mark : City : Multan Road Lahore	Umar Farooq CNIC : 34101-2385984-1	Pervaiz Iqbal Butt	485	350	-	835	485	350	-	835
31-Dec-16	Ghulam Mustafa	House #: Flat # 06 3Rd Floor Building 52-C Badar Street : Area : Commercial Stree 12 Phase-5 Dha Nearest Land Mark : City : Karachi	Ghulam Mustafa CNIC : 42301-9879272-5	Abdul Wahid	400	342	-	742	400	342	-	742
31-Dec-16	Ghulam Mustafa	House #: F # C-205 2Nd Floor Street : M L Park Nistar Park Area : Soidler Bazar-2 Nearest Land Mark : City : Karachi	Ghulam Mustafa CNIC : 42201-0350718-5	Abdul Qayoom	468	332	-	801	468	332	-	801
31-Dec-16	Hassan Tariq	House #: 151/13 Street # 8 New Iqbal Street : Area : Park Cantt Nearest Land Mark : City : Lahore	Hassan Tariq CNIC : 35201-6652790-5	Tariq Malik	1,300	330	-	1,630	1,300	330	-	1,630
31-Dec-16	Rajis Feroz	House #: H # 84-B, Block # 6-B, Street : Lane 5 Area : Shahawaz Colony Lalazar Nearest Land Mark : City : Rawalpindi	Rajis Feroz CNIC : 37405-4727148-5	Feroz Ilyas	400	329	-	729	400	329	-	729
31-Dec-16	Rana Rehan Tahir	House #: H No. 38-A, Gulshan Shalimar Street : Schema Bagh Ban Area : Pura Rehind Shakimar Garden, Nearest Land Mark : City: Lahore.	Rana Rehan Tahir CNIC : 35201-0331358-9	Rana Tahir Javed	400	328	-	728	400	328	-	728
31-Dec-16	Bhola Shaheen	House #: H # 11,12 Near Grave Yard Street : Area : Basti Saidan Shah Nearest Land Mark : City: Upper Mall Lahore	Bhola Shaheen CNIC : 35202-6045833-9	Goga Masih	400	320	-	720	400	320	-	720

Contd.

Statement Of Written-off Loans

for the year ended December 31, 2016

Rupees in '000

Date	Party Name	Address	Name of the individuals / Partners/Directors (with C.N.I.C. No.)	Father's / Mother's / Husband Name	Outstanding Liabilities at beginning of year				Principal Written-off	Interest / Mark-up written-off	Other Financial Relief Provided	Total (9+10+11=12)
					Principal	Interest / Mark-up	Other	Total 5+6+7=8				
1	2		3	4	5	6	7	8	9	10	11	12
Write Off of Rs. 500,000 and above												
31-Dec-16	Fahad Ali Khan	House #: 1466, Block #: 14, Street : Area : F.B.Area, Nearest Land Mark : City : Karachi	Fahad Ali Khan CNIC : 42101-9547550-3	Sharafat Ali Khan	500	318	-	818	500	318	-	818
31-Dec-16	Muhammad Najeeb Waqar	House #: H#12 Block #: P Street : Area : Mm Alam Rd Nr Mobilink Office Nearest Land Mark : City : Gulberg II Lahore	Muhammad Najeeb Waqar CNIC : 42201-0514448-3	Muhammad Ikram Waqar	596	315	-	910	596	315	-	910
31-Dec-16	Sudhir Ahmed	House #: H#18, S#42, Maqbool Park Street : Area : Muslatabad, Nearest Land Mark : City : Lahore	Sudhir Ahmed CNIC : 35201-2138761-9	Muhammad Sharif	489	308	-	797	489	308	-	797
31-Dec-16	Muhammad Amir Qayyum Khan	House #: J-3 Sheet-27 Street : Area : Model Colony Nearest Land Mark : Near Kazimabad Pso Petrol Pump City : Karachi	Muhammad Amir Qayyum Khan CNIC : 38302-2708105-5	Abdul Qayyum Khan	400	304	-	704	400	304	-	704
31-Dec-16	Mohammad Rashid	House #: H # 231 Sec-16-B Street : Area : Gulshan Behar Nearest Land Mark : City : Karachi	Mohammad Rashid CNIC : 42401-0853292-1	Muhammad Sami Ullah	388	290	-	678	388	290	-	678
31-Dec-16	Shahzad Hussain	House #: 207 National Housing Scheme Street : Area : Rai Sakoon, Adyala Road Nearest Land Mark : Near Rakhshanda Mosque City : Rawalpindi	Shahzad Hussain CNIC : 37405-7305028-1	Lal Hussain	381	287	-	668	381	287	-	668
31-Dec-16	Shakeel Ur Rehman Siddique	House #: 132-C Nr Ch General Store Street : Area : Rehman Pura Ichra Nearest Land Mark : City : Lahore	Shakeel Ur Rehman Siddique CNIC : 35202-2881904-3	Hamid Saeed Siddique	345	285	-	629	345	285	-	629
31-Dec-16	Muhammad Arif Khan Lodhi	House #: F # A-18 Bab-e-iqbal Sec-15-B Nagan Street : Chowranghi Area : Nearest Land Mark : Siddique-e-akbar Masjid City : Karachi	Muhammad Arif Khan Lodhi CNIC : 42401-8447897-9	Abdul Qayyum Khan Lodhi	350	281	-	631	350	281	-	631
31-Dec-16	Danish Bin Yameen	House #: 580 Street : Lane 7 Area : Tulsa Road Lalazar Nearest Land Mark : City : Rawalpindi	Danish Bin Yameen CNIC : 37405-9987376-1	Bin Yameen	423	278	-	700	423	278	-	700
31-Dec-16	Syed Munawar Alam	House #: Flat No C-1-048 Ph 1 Blok-04 Haroon Royal Street : Area : City Gulistan-e-johar Nearest Land Mark : City : Karachi	Syed Munawar Alam CNIC : 42501-1932631-7	Syed Muzafar Alam	485	273	-	758	485	273	-	758
31-Dec-16	Sabir Hafeez	House #: Haji Muhammad Azam Yassen Town Street : Area : Milat Rd, Nr Madina Masjid Nearest Land Mark : City : Link Girja Wali Gali Main Ghazi Rd Lahore	Sabir Hafeez CNIC : 35202-7622828-3	Muhamamd Hafeez	496	272	-	768	496	272	-	768
31-Dec-16	Muhammad Idrees Qamar	House #: 14-B Block #: 11 Street : Hasan Park Area : Amer Road Bilal Gun Nearest Land Mark : City : Lahore	Muhammad Idrees Qamar CNIC : 35404-1300234-9	Muhammad Ramzan	426	259	-	686	426	259	-	686
31-Dec-16	Kamal Ur Rehman	House #: H No 100 Raja Aslam Colony Street : St 3 Area : Chaklala Scheme Iii Nearest Land Mark : City : Rawalpindi	Kamal Ur Rehman CNIC : 37405-7730154-9	Jalal Ur Rehman	357	249	-	606	357	249	-	606
31-Dec-16	Mohammad Naeem Riaz Malik	House #: R-440, Block #: 9, Street : Dastgeer Society, Area : Nearest Land Mark : Near Mukka Chowk City : Karachi	Mohammad Naeem Riaz Malik CNIC : 37405-9040252-3	Mohammad Riaz Malik	357	241	-	598	357	241	-	598
31-Dec-16	Shahnaz Fatima	Flat #: C-405 4Th Floor Al Noor Center Street : Area : Randle Road Nearest Land Mark : City : Karachi	Shahnaz Fatima CNIC : 42301-8406336-0	Malik Muhammad Ismail	521	229	-	750	521	229	-	750
31-Dec-16	Aneela Iqbal Khan	House #: A-84 Block #: 7 Street : Area : Gulistan-e-johar Nearest Land Mark : Near Safoora Goth City : Karachi	Aneela Iqbal Khan CNIC : 42201-5441450-4	Abdul Hafeez Usmani	587	229	-	816	587	229	-	816
31-Dec-16	Rizwan Ahmed	House #: 30 Street : 2 Area : Sohan Nearest Land Mark : Masjid Khalid Bin Waleed City : Islamabad	Rizwan Ahmed CNIC : 61101-1851333-7	Bashir Ahmed	325	227	-	552	325	227	-	552

Contd.

Statement Of Written-off Loans

for the year ended December 31, 2016

Rupees in '000

Date	Party Name	Address	Name of the individuals / Partners/Directors (with C.N.I.C. No.)	Father's / Mother's / Husband Name	Outstanding Liabilities at beginning of year				Principal Written-off	Interest / Mark-up written-off	Other Financial Relief Provided	Total (9+10+11=12)
					Principal	Interest / Mark-up	Other	Total 5+6+7=8				
1	2		3	4	5	6	7	8	9	10	11	12
Write Off of Rs. 500,000 and above												
31-Dec-16	Imran Hussain	House #: N-294 / 2 Metrovill Iii Street : Scheme-33 Abul Area : Hassan Isphani Rd Nearest Land Mark : Paradise Bakery City : Karachi	Imran Hussain CNIC : 42501-3131345-3	Mirza Sultan Hussaun	295	224	-	520	295	224	-	520
31-Dec-16	Syed Sami Ullah Qadri	House #: A-736 Phase-1 Street : Maymar Area : Banglows Ahsanabad Kda Scheme Nearest Land Mark : 33 Gulshan-e-maumar City : Karachi	Syed Sami Ullah Qadri CNIC : 42501-9063678-7	Syed Abdul Qadir Qadri	384	224	-	608	384	224	-	608
31-Dec-16	Nasir Mehmood	House #: 14 St 181-82 Kamboh Colony Street : Area : Samnabad Shah Kamal Road Nearest Land Mark : City : Ichra Lahore	Nasir Mehmood CNIC : 35202-2590437-7	M Sadiq	417	224	-	641	417	224	-	641
31-Dec-16	Muhammad Akram	House #: 16, S#17, Salamat Pura, Street : Area : Baghban Pura Nearest Land Mark : City : Lahore	Muhammad Akram CNIC : 35201-0308465-7	Muhammad Yaseen	481	222	-	703	481	222	-	703
31-Dec-16	Muhammad Ahmed	House #: 32-C Cantt View Housing Society Street : Area : Bedian Road Cantt Nearest Land Mark : City : Lahore	Muhammad Ahmed CNIC : 35201-4524684-7	Zafar Ullah Khan Bhatti	331	219	-	550	331	219	-	550
31-Dec-16	Syed Nawazish Hussain Shah	House #: F # 70, 5Th Floor Hajiani Amina Chambe Street : Area : Soldier Bazar Saddar Nearest Land Mark : Holy Family Hospital City : Karachi	Syed Nawazish Hussain Shah CNIC : 37201-1746896-3	Syed Nazim Hussain Shah	362	218	-	580	362	218	-	580
31-Dec-16	Memoona Younas	House #: H # S58 Model Town Street : Area : Nearest Land Mark : City : Lahore	Memoona Younas CNIC : 38403-3782045-6	Shohail Farooq	582	214	-	796	582	214	-	796
31-Dec-16	Arshad Yar Khan	House #: Flat No E-34 Noman Grand City Street : Area : Gulistan-e-johar Block 17 Nearest Land Mark : Perfume Chowk City : Karachi	Arshad Yar Khan CNIC : 42101-8837786-5	Sajid Yar Khan	290	211	-	501	290	211	-	501
31-Dec-16	Agha Bilal Qaiser Khan	House #: H No. 141 Street : Area : Rehman Villas Dha Nearest Land Mark : City : Lahore	Agha Bilal Qaiser Khan CNIC : 35201-7037290-3	Agha Qaiser Shahbaz Khan	300	208	-	508	300	208	-	508
31-Dec-16	Shazia Ijaz	House #: 5, St # 44 Muhala Chowk Sanat Street : Area : Nagar Nearest Land Mark : City : Lahore	Shazia Ijaz CNIC : 6939929-8	Muhammad Ijaz	450	207	-	657	450	207	-	657
31-Dec-16	Muhammad Azeem Ur Rehman	Flat # A-501 Al Habib Pride Street : Area : Civil Line Clifton Nearest Land Mark : City : Karachi	Muhammad Azeem Ur Rehman CNIC : 42301-0996040-3	Mehmood Ur Rehman	444	206	-	650	444	206	-	650
31-Dec-16	Shazia Salman	Flat No 1 Plot No Zc-23 Sector 1-A Street : Area : Lines Area Nearest Land Mark : Near Sadia Centre Opp Taj Comp City : Karachi	Shazia Salman CNIC : 42301-6061854-2	Salman Raheem	447	204	-	651	447	204	-	651
31-Dec-16	Syed Waseem Abbas	House #: 29 A/1 Gulberg Iii Street : Area : Nearest Land Mark : City : Lahore	Syed Waseem Abbas CNIC : 35202-8758360-9	Syed Abbas Ali Shah	620	200	-	820	620	200	-	820
31-Dec-16	Muhammad Amin	Flat # 301 3Rd Floor Plot # 712 / 7 & 8 Z Street : Area : Jinnah Colony Jamshed Road # 3 Nearest Land Mark : Near Karachi Fox School City : Karachi	Muhammad Amin CNIC : 42301-0581329-7	Abdul Kareem	390	199	-	589	390	199	-	589
31-Dec-16	Sidra	House #: H # 42 Shalimar Larechs Scheme Street : Area : Nr Sheikh Anayat Ullah Hall Nearest Land Mark : City : Mughal Pura Link Road Lahore	Sidra CNIC : 35201-5554814-6	Muhammad Shafi	350	195	-	545	350	195	-	545
31-Dec-16	Muhammad Yasir Masood	Flat # 313 Burj Ahsaeed Plaza 99-Ferozpu Street : Area : Nr Ichra Nearest Land Mark : City : Lahore	Muhammad Yasir Masood CNIC : 33201-1521678-3	Masood Ahmad	750	175	-	925	750	175	-	925
31-Dec-16	Mahwish Mohsin Zafar	House #: 428 Street 3 Street : Area : G-8/2 Nearest Land Mark : City : Islamabad	Mahwish Mohsin Zafar CNIC : 31202-0287712-0	Muhamamd Mohsin Zafar Qureshi	557	166	-	723	557	166	-	723

Contd.

Statement Of Written-off Loans

for the year ended December 31, 2016

Rupees in '000

Date	Party Name	Address	Name of the individuals / Partners/Directors (with C.N.I.C. No.)	Father's / Mother's / Husband Name	Outstanding Liabilities at beginning of year				Principal Written-off	Interest / Mark-up written-off	Other Financial Relief Provided	Total (9+10+11=12)
					Principal	Interest / Mark-up	Other	Total 5+6+7=8				
1	2		3	4	5	6	7	8	9	10	11	12
Write Off of Rs. 500,000 and above												
31-Dec-16	Syed Mujtaba Shahzad Pasha	House # : Flat # B-104 Block # : Dawood Avenue Blk-7 Street : Area : Gulshan-e-igbal Nearest Land Mark : Near Disco Bekry City : Karachi	Syed Mujtaba Shahzad Pasha CNIC : 37405-1252801-9	Syed Hassan Pasha	434	166	-	600	434	166	-	600
31-Dec-16	Muhammad Umar	House # : Flat 45-B Block # : N Centre Street : Area : Flats Faisal Town Nearest Land Mark : City : Lahore	Muhammad Umar CNIC : 35202-2894251-9	Karam Elahi	466	165	-	631	466	165	-	631
31-Dec-16	Syed Amir Nizami	House # : H # 350 E-block Gulshan E-erani Street : Area : Nearest Land Mark : City : Lahore	Syed Amir Nizami CNIC : 35202-1298815-1	Nasir Shah Nizami	375	156	-	531	375	156	-	531
31-Dec-16	Sohail Ghani	House # : 489 Block # : R Street : Area : Model Town Nearest Land Mark : City : Lahore	Sohail Ghani CNIC : 35202-6046092-9	Malik Abdul Ghani	738	154	-	893	738	154	-	893
31-Dec-16	Fahad Rashid	House # : 253 Block # : M Sabzarar Street : Area : Scheme Nr Makkah Colony Nearest Land Mark : City : Mullan Road Lahore	Fahad Rashid CNIC : 35202-5149158-1	Rashid Ahmed Chohan	460	116	-	575	460	116	-	575
31-Dec-16	Sobia Younus	House # : H No C-42 Block # : 4 Street : Area : Gulshan-e-igbal Nearest Land Mark : Near Disco Bakery City : Karachi	Sobia Younus CNIC : 42201-7521181-8	Sardar Muhammad Younus Khan	445	111	-	557	445	111	-	557
31-Dec-16	Muhammad Waqas Akram	House # : 73 Block # : G Eme Housing Street : Area : Society Nearest Land Mark : City : Lahore	Muhammad Waqas Akram CNIC : 35202-5453451-9	Muhammad Akram Zafar	397	107	-	504	397	107	-	504
31-Dec-16	Muhammad Younus	House # : 162/2, Block # : Main Khayaban-e-lariq Street : Area : Phase-6, Dha Nearest Land Mark : City : Karachi	Muhammad Younus CNIC : 42301-1364502-7	Muhammad Hussain	1,843	858	-	2,701	1,843	858	-	2,701
31-Dec-16	Ghulam Mustifa	House # : H No 7 Block # : G State Life Housing Street : Area : Society Dha Phase 4 Nearest Land Mark : City : Lahore	Ghulam Mustifa CNIC : 35201-5363625-7	Maqbool Ahmed	1,757	433	-	2,191	1,757	433	-	2,191
31-Dec-16	Adnan Akram	House # : H No. 4-A-s, Street : Area : Habibullah Road Of Davis Road Nearest Land Mark : City Distt City : Lahore.	Adnan Akram CNIC : 35202-7209070-5	Muhammad Akram	1,666	904	-	2,571	1,663	904	-	2,567
31-Dec-16	Atif Iftikhar	House # : 330 Block # : J Sabzarar Street : Area : Mullan Road Nearest Land Mark : City : Lahore	Atif Iftikhar CNIC : 35202-5494989-1	Iftikhar Ahmed	1,477	434	-	1,911	1,477	434	-	1,911
31-Dec-16	Ansa Shahid	House # : 6 Street : 22 Area : Imam Ghazali Road Nearest Land Mark : City : Makhana Pura Lahore	Ansa Shahid CNIC : 35202-3932398-4	Shakeel Ahmed	1,443	1,139	-	2,582	1,442	1,139	-	2,582
31-Dec-16	Usman Ali Gulfaraz	House # : Flat # 1002 Block # : H 10Th Floor Creek Vista Apartment Street : Area : Phase-8 Dha Nearest Land Mark : City : Karachi	Usman Ali Gulfaraz CNIC : 61101-9982795-9	Gilfaraz Ahmed Minhas	1,443	549	-	1,992	1,440	549	-	1,989
31-Dec-16	Muhammad Umar	House # : H # L-591 Sec-5-C-1 North Street : North Area : Karachi Nearest Land Mark : City : Karachi	Muhammad Umar CNIC : 42101-6910917-9	Muhammad Arshad	1,430	1,130	-	2,560	1,430	1,130	-	2,560
31-Dec-16	Muhammad Abdul Wajed Farooqi	House # : B-89 Block # : 7 Street : Area : Gulistan-e-johar Nearest Land Mark : Near Bin Hashim Super Store City : Karachi	Muhammad Abdul Wajed Farooqi CNIC : 42000-0475366-7	Muhammad Abdul Waris Farooqi	1,430	630	-	2,060	1,429	630	-	2,059
31-Dec-16	Muhammad Ali	House # : Flat 414 4Th Floor Munir Arcad Street : Block # : 19 Gate 3 Area : Gulistan-e-johar Nearest Land Mark : Johar Chorangi City : Karachi	Muhammad Ali CNIC : 42201-1243710-9	Ameer Ahmed Hussni	1,391	969	-	2,360	1,391	969	-	2,360
31-Dec-16	Malik Ahmed Asrar	House # : 398 Street : 8 Area : Askari - 10 Nearest Land Mark : City : Lahore	Malik Ahmed Asrar CNIC : 35202-3054627-9	Malik Muhammad Ali	1,379	1,143	-	2,522	1,377	1,143	-	2,520
31-Dec-16	Amber Quli	House # : Flat # 7 / 5 7Th Floor, Rimpa Sky Line Street : Area : Dr Daud Pota Road, E I Lines Nearest Land Mark : Opp Kashif Center City : Karachi	Amber Quli CNIC : 42301-9494986-8	Syed Shokat Quli	1,317	423	-	1,740	1,317	423	-	1,740

Contd.

Statement Of Written-off Loans

for the year ended December 31, 2016

Rupees in '000

Date	Party Name	Address	Name of the individuals / Partners/Directors (with C.N.I.C. No.)	Father's / Mother's / Husband Name	Outstanding Liabilities at beginning of year				Principal Written-off	Interest / Mark-up written-off	Other Financial Relief Provided	Total (9+10+11=12)
					Principal	Interest / Mark-up	Other	Total 5+6+7=8				
1	2		3	4	5	6	7	8	9	10	11	12
Write Off of Rs. 500,000 and above												
31-Dec-16	Amir Saleem	House #: A-174 Block #: 3 Street: Area : Gulistan-e-johar Nearest Land Mark : City : Karachi	Amir Saleem CNIC : 42201-2908710-3	Muhammad Saleem Akhter	1,317	795	-	2,112	1,316	795	-	2,110
31-Dec-16	Atiq Ur Rehman	House #: 9, Lane # 4, Street: St # 3, Area : Sector I, Al Noor Colony, Nearest Land Mark : City : Lehtar Road, Rawalpindi	Atiq Ur Rehman CNIC : 37405-0294065-7	Rasool Muhammad	1,317	302	-	1,619	1,313	302	-	1,615
31-Dec-16	Asad Hussain Zubairi	House #: 126 Street-16 Khy-e-bukhari Ph-vi Street: Area : Dha Nearest Land Mark : City : Karachi	Asad Hussain Zubairi CNIC : 42301-2841389-7	Ibn E Ahmed Zubairi	1,299	494	-	1,793	1,295	494	-	1,789
31-Dec-16	Malik Muhammad Alif	House #: H 201 Qayum Block Street : Mustafa Area : Town Nearest Land Mark : City : Lahore	Malik Muhammad Alif CNIC : 35202-2995048-7	Malik Meraj Din	1,295	879	-	2,174	1,294	879	-	2,173
31-Dec-16	Muhammad Siddiq	House #: 21/32 Sardar Muhammad Ali Road Street: Area : Model Colony Nearest Land Mark : Near 9C Bus Stop City : Karachi	Muhammad Siddiq CNIC : 42201-0680242-5	Abdul Jabbar Saleem	1,286	444	-	1,731	1,285	444	-	1,729
31-Dec-16	Imran Akram	House #: 27-28-A, Street: Area : Angoori Bagh Scheme No.2, Nearest Land Mark : Shalimar Link Road Baghbanpra City : Lahore	Imran Akram CNIC : 35201-1345462-7	Muhammad Akram	1,271	1,053	-	2,324	1,271	1,053	-	2,324
31-Dec-16	Raheel Ali Shaikh	House #: D-48 Daraksha Villas Phase 6 Street : Area : Dha Nearest Land Mark : City : Karachi	Raheel Ali Shaikh CNIC : 42301-0106987-9	Sagheer Ahmed Shaikh	1,269	771	-	2,041	1,261	771	-	2,032
31-Dec-16	Sultan Ahmed	House #: Flat # G-503 Raza Residency Street : Area : Malir City Nearest Land Mark : City : Karachi	Sultan Ahmed CNIC : 45202-9902638-3	Mukhtiar Ahmed	1,250	688	-	1,938	1,250	688	-	1,938
31-Dec-16	Syed Ahmed Mehdi Rizvi	House #: B-35 Block #: R Street : Area : North Nazimabad Nearest Land Mark : Near Shipowner College City : Karachi	Syed Ahmed Mehdi Rizvi CNIC : 42101-1808382-3	Syed Ali Muhammad Rizvi	1,232	677	-	1,909	1,230	677	-	1,907
31-Dec-16	Tehmeed Sadiq	House #: 604-Gg St # 13 Street : Area : Phase Iv, Dha Nearest Land Mark : City : Lahore	Tehmeed Sadiq CNIC : 35202-2754089-3	Muhammad Sadiq	1,230	745	-	1,974	1,230	745	-	1,974
31-Dec-16	Faisal	House #: 33 / 11 Street-14 Khy-e-mujahid Phase- Street : Area : Dha Nearest Land Mark : City : Karachi	Faisal CNIC : 42301-4173904-1	Qasim Fida Hussain	1,206	586	-	1,792	1,199	586	-	1,785
31-Dec-16	Rizwan Ahmed	House #: SD-270 Phase-2 Street : Area : Malir Cantt Nearest Land Mark : City : Karachi	Rizwan Ahmed CNIC : 35201-0703056-3	Ahmed Khan Sherani	1,184	345	-	1,529	1,181	345	-	1,526
31-Dec-16	Inam Hasan Muqaddam	House #: C 34 Block #: C 4Th Floor Wajid Square Street : Area : Gulshan E Iqbal Nearest Land Mark : City : Karachi	Inam Hasan Muqaddam CNIC : 42101-5143414-3	Ismail Muqaddam	1,147	495	-	1,642	1,147	495	-	1,642
31-Dec-16	Sibtain Iram Jaffri	House #: 105 / 1 Block # : Baber Block Street : Area : New Garden Town Nearest Land Mark : City : Lahore	Sibtain Iram Jaffri CNIC : 35202-9205172-3	Mujtaba Ali Jaffri	1,107	826	-	1,933	1,107	826	-	1,933
31-Dec-16	Nadeem Ashraf	House #: 88/A Street : Area : G.O.R 5 Faisal Town Nearest Land Mark : City : Lahore	Nadeem Ashraf CNIC : 35202-2152187-7	Muhammad Ashraf	1,087	620	-	1,707	1,086	620	-	1,706
31-Dec-16	Muhammad Ahsan Majeed	House #: No 273 Q Block Phase II Dha Street : Area : Nearest Land Mark : City : Lahore	Muhammad Ahsan Majeed CNIC : 35201-8367852-5	Abdul Majeed Khan	1,083	269	-	1,352	1,083	269	-	1,352
31-Dec-16	Riaz Ahmed	House #: F 402 4Th Floor Noor Jahan Mention Street : Johar Street Area : Ranchore Lane Nearest Land Mark : Mufeedam School City : Karachi	Riaz Ahmed CNIC : 42301-6863325-7	Abdul Shakoor	1,065	781	-	1,846	1,062	781	-	1,844
31-Dec-16	Muhammad Babar Jamil	House #: 406 E/1 Street : Area : Johar Town Nearest Land Mark : City : Lahore	Muhammad Babar Jamil CNIC : 31202-0331227-5	Muhammad Yousuf Jamil Khan	1,058	618	-	1,676	1,058	618	-	1,676

Contd.

Statement Of Written-off Loans

for the year ended December 31, 2016

Rupees in '000

Date	Party Name	Address	Name of the individuals / Partners/Directors (with C.N.I.C. No.)	Father's / Mother's / Husband Name	Outstanding Liabilities at beginning of year				Principal Written-off	Interest / Mark-up written-off	Other Financial Relief Provided	Total (9+10+11=12)
					Principal	Interest / Mark-up	Other	Total 5+6+7=8				
1	2		3	4	5	6	7	8	9	10	11	12
Write Off of Rs. 500,000 and above												
31-Dec-16	Beenish Saleem	House #: Plot No 29 C1 2Nd Floor Street : Khayaban-e-sehbaz Area : Lane 4 Dha Phase 6 Nearest Land Mark : Studio Cafe City : Karachi	Beenish Saleem CNIC : 35202-2747330-2	Mian Uhammad Saleem Late	1,047	583	-	1,630	1,042	583	-	1,625
31-Dec-16	Adnan Agha	House #: 100 Street-23 Khy-e-muhafiz Phase- Street : Area : Dha Nearest Land Mark : City : Karachi	Adnan Agha CNIC : 42301-2321120-7	Inayat Ullah Agha	1,040	294	-	1,334	1,040	294	-	1,334
31-Dec-16	Ghulam Qadir Junejo	House #: Flat# 35 Block #: C 2Nd Floor Bachelor Colony Caa Street : Area : Pia Town Ship Nearest Land Mark : Near Pia Town Ship City : Karachi	Ghulam Qadir Junejo CNIC : 45203-9706017-7	Ahmed Uddin Junejo	1,014	270	-	1,283	1,007	270	-	1,277
31-Dec-16	Muhammad Khalid Numari	House #: H# 131 Block #: A Street : Area : Pchs Society, Ghazi Road Nearest Land Mark : City : Dha, Lahore	Muhammad Khalid Numari CNIC : 35201-1403336-3	Arif Hussain Arif	994	434	-	1,428	993	434	-	1,427
31-Dec-16	Kashif Rafique	House #: 93 Street : 18 Area : Saadat Park, Sahwari Mughalpura Nearest Land Mark : City : Lahore Cantt	Kashif Rafique CNIC : 35201-2233579-1	Muhammad Rafique	993	838	-	1,831	993	838	-	1,831
31-Dec-16	Tughril Afridi	House #: 126, Safari Villa 2, Street : Ficus Road, Area : Bahria Town Phase VII, Nearest Land Mark : City : Rawalpindi	Tughril Afridi CNIC : 37405-2232644-5	Jamal Khan Afridi	988	635	-	1,623	988	635	-	1,623
31-Dec-16	Abbas Ali	House #: Flat No 106 2Nd Floor Subhan Apartment D Curze Road Street : Area : Garden East Soldier Bazar Nearest Land Mark : City: Karachi	Abbas Ali CNIC : 42201-0341355-9	Hafiz Ali	984	729	-	1,713	984	729	-	1,713
31-Dec-16	Aqeel Abbas	House #: 79 Block #: C Street : Area : Hajveni Scheme Harbanspura Nearest Land Mark : City : Lahore	Aqeel Abbas CNIC : 34603-9351047-9	Muhammad Ashraf	985	813	-	1,798	978	813	-	1,791
31-Dec-16	Ahtasham Zafar	House #: 83, St# 03 Javid Colony Street : Area : Near Jamiya Rahimiya Masjid Nearest Land Mark : City : Ghazi Road Lahore	Ahtasham Zafar CNIC : 35201-1324954-9	Zafar Ali	1,000	578	-	1,578	977	578	-	1,555
31-Dec-16	Muhammad Ali	House #: L-94 Block #: 12 Street : Area : Gulshan-e-johar Nearest Land Mark : Akhtar Homes City : Karachi	Muhammad Ali CNIC : 42000-0298677-5	Azhar Ali Kolachi	985	814	-	1,799	977	814	-	1,791
31-Dec-16	Syed Gohar Abbas	House #: Room # 3 Ms Reshma Tex Ltd, Street : Area : 4 Km Manga Raiwind Rd Nearest Land Mark : City : Lahore	Syed Gohar Abbas CNIC : 45203-0820110-9	Zahid Hussain	978	509	-	1,487	977	509	-	1,486
31-Dec-16	Syed Ahmad Suhail Pirzada	House #: 262 Street : St 13 Area : Chakdala Scheme Iii Nearest Land Mark : City : Rawalpindi	Syed Ahmad Suhail Pirzada CNIC : 37405-0519065-5	Syed Monim Uddin Pirzada	977	369	-	1,346	977	369	-	1,346
31-Dec-16	Muhammad Arif	House #: 19 Block #: 8 Street : Area : Gulshan-e-iqbal Nearest Land Mark : City : Karachi	Muhammad Arif CNIC : 42301-5016935-1	Haji Jeeva	965	446	-	1,411	963	446	-	1,410
31-Dec-16	Chaudhary Zeeshan Aslam	House #: 219 Street : Street 100 Area : Sector I-8/4 Nearest Land Mark : City : Islamabad	Chaudhary Zeeshan Aslam CNIC : 37405-0356917-7	Muhammad Aslam	961	740	-	1,701	960	740	-	1,701
31-Dec-16	M Abid Awan	House #: Cb-2370 Street : St 16/A Area : Allama Iqbal Colony Tench Bata Nearest Land Mark : City : Rawalpindi	M Abid Awan CNIC : 37405-0607927-3	Muhammad Arif	953	716	-	1,669	953	716	-	1,669
31-Dec-16	Muhammad Saghir Ahmad	House #: H No, 5, Street : St No, 10, Area : Saadi Park Mozang, Nearest Land Mark : Near Saadi Sb Darbar Sharif, City : Lahore,	Muhammad Saghir Ahmad CNIC : 33100-5321444-5	Muhammad Ramzan	955	327	-	1,281	943	327	-	1,270
31-Dec-16	Nawal Fazal Khan	House #: 25 Street 13 Street : Area : F-7/2 Nearest Land Mark : City : Islamabad	Nawal Fazal Khan CNIC : 37405-1834926-2	Muhammad Rashid	962	365	-	1,327	941	365	-	1,305
31-Dec-16	Ghulam Abbas Jafre	House #: B-185 Block #: I Street : Area : North Nazimabad Nearest Land Mark : Near Khatija Market City : Karachi	Ghulam Abbas Jafre CNIC : 42101-1575078-7	Syed Nasir Hussain Jafre	937	435	-	1,372	935	435	-	1,370

Contd.

Statement Of Written-off Loans

for the year ended December 31, 2016

Rupees in '000

Date	Party Name	Address	Name of the individuals / Partners/Directors (with C.N.I.C. No.)	Father's / Mother's / Husband Name	Outstanding Liabilities at beginning of year				Principal Written-off	Interest / Mark-up written-off	Other Financial Relief Provided	Total (9+10+11=12)
					Principal	Interest / Mark-up	Other	Total 5+6+7=8				
1	2		3	4	5	6	7	8	9	10	11	12
Write Off of Rs. 500,000 and above												
31-Dec-16	Jamshed Jamal	House #: 42 / 5 Street : 13 Area : Model Colony Nearest Land Mark : Near Police Station City : Karachi	Jamshed Jamal CNIC : 42501-3867797-1	Muhammad Mahfoz Hussain	934	664	-	1,599	934	664	-	1,598
31-Dec-16	Imran Ullah Khan	House #: F # 405-B Block # :1 Street : Pioneer White 4Th Floor Palace Area : Phase-ii Metroville-3 Nearest Land Mark : City : Karachi	Imran Ullah Khan CNIC : 42501-3589020-5	Inayat Ullah Khan Late	927	646	-	1,573	927	646	-	1,573
31-Dec-16	Muhammad Akbar Maneka	House #: 132 Eden Avenue Air Port Street : Area : Road Cantt Nearest Land Mark : City : Lahore	Muhammad Akbar Maneka CNIC : 36402-0736211-9	Mian Ghullan Dastgir	909	443	-	1,352	909	443	-	1,352
31-Dec-16	Ahmer Zia	House #: Flat # 416 16Th Floor West Wind Estates B Street : Area : Clifton Nearest Land Mark : City : Karachi	Ahmer Zia CNIC : 91400-0106463-5	Muhammad Zia Uddin Qureshi	909	532	-	1,441	909	532	-	1,441
31-Dec-16	Farooq Anadeem Akber	House #: H # 78 Block # : J Street : Area : Model Town Nearest Land Mark : City : Lahore	Farooq Anadeem Akber CNIC : 33100-3201003-7	Muhammad Akbar	904	617	-	1,522	904	617	-	1,521
31-Dec-16	Murtaza Saif Uddin	House #: A-7 Block # : C Street : Area : N-nazimabad Nearest Land Mark : Rose Garden City : Karachi	Murtaza Saif Uddin CNIC : 42301-0482466-5	Saif Uddin	928	302	-	1,230	898	302	-	1,200
31-Dec-16	Shakeel Hussain	House #: Office # 24 New Street : Tolinton Market Area : Jail Road Nearest Land Mark : City : Lahore	Shakeel Hussain CNIC : 34202-3320806-3	Talib Hussain	898	641	-	1,539	898	641	-	1,539
31-Dec-16	Arshad Iqbal	House #: L-9 Phase-3 Jama-e-milia Street : Gulshan-e-qadri Area : Malir Nearest Land Mark : City : Karachi	Arshad Iqbal CNIC : 42501-1546789-1	Iqbal Hussain	894	690	-	1,584	894	690	-	1,584
31-Dec-16	Shakeel Ahmed	House #: 2, Khudadad Dtreeet, Gali No 19, Street : Bilmuqabil Pakistan Mint Area : Shalimar Town Nearest Land Mark : City : Lahore	Shakeel Ahmed CNIC : 35201-3323436-3	Sheikh Muhammad Rafique	893	387	-	1,280	890	387	-	1,277
31-Dec-16	Muhammad Raheel Javed	House #: H No A/129 Block # : 13-C Street : Area : Gulshan-e-iqbal Nearest Land Mark : Near Ashfaq Memorial Hospital City : Karachi	Muhammad Raheel Javed CNIC : 42000-0397007-9	Muhammad Javed Akhter	887	367	-	1,254	886	367	-	1,253
31-Dec-16	Syed Muhammad Jawaad Riaz	House #: H # 370/561, Street : St # 4, Area : Mohalla Kamalabad, Nearest Land Mark : City : Grotti Saadat Street, Rawalpindi,	Syed Muhammad Jawaad Riaz CNIC : 36302-6044928-3	Riaz Hussain Shah	883	551	-	1,434	883	551	-	1,434
31-Dec-16	Faisal Feroz	House #: 1-A Street : Area : Shami Road Cantt Nearest Land Mark : City : Lahore	Faisal Feroz CNIC : 35201-1686189-1	Khawaja Faramarz Feroz	883	299	-	1,182	882	299	-	1,181
31-Dec-16	Qamar Bilal	House #: Street # 12 Ratta Street : Road Area : Nearest Land Mark : City : Gujranwala	Qamar Bilal CNIC : 36302-9751211-9	Rana Shoukat Hayat	883	506	-	1,389	882	506	-	1,388
31-Dec-16	Muhammad Ali	House #: 415 Block # : Gulshan Block Street : Area : Iqbal Town Nearest Land Mark : City : Lahore	Muhammad Ali CNIC : 35202-6041558-1	Abdul Qayyum	880	375	-	1,255	879	375	-	1,254
31-Dec-16	Ejaz Ahmed Wafa	House #: 63 C 1st Floor St # 13 Street : Area : Regal St Mall Road Nearest Land Mark : City : Lahore	Ejaz Ahmed Wafa CNIC : 35202-7655622-3	Nazeer Ahmed Wafa	872	621	-	1,493	872	621	-	1,493
31-Dec-16	Muhammad Idrees Khalid	House #: Toor House, Street : Area : Muslim Colony, Samanabad, Nearest Land Mark: City : Lahore,	Muhammad Idrees Khalid CNIC : 37405-3798764-9	Mohammad Ilyas	869	463	-	1,333	868	463	-	1,332
31-Dec-16	Muhammad Rashid	House #: 195 Block # : E Street : Area : Johar Town Nearest Land Mark : Awen Chowk City : Lahore	Muhammad Rashid CNIC : 36601-1602929-7	Abdul Haque	850	449	-	1,299	849	449	-	1,298
31-Dec-16	Syed Ali Haider	House #: 52-T Street : Area : Gulberg II Nearest Land Mark : City : Lahore	Syed Ali Haider CNIC : 33202-0730585-9	Syed Ali Nawaz	829	262	-	1,091	827	262	-	1,089
31-Dec-16	Arshad Hossain Bhatti	House #: 6 Street : St 32 Area : F-6/1 Nearest Land Mark : City : Islamabad	Arshad Hossain Bhatti CNIC : 61101-2067645-7	Sofi Lal Din	821	433	-	1,254	820	433	-	1,253

Contd.

Statement Of Written-off Loans

for the year ended December 31, 2016

Rupees in '000

Date	Party Name	Address	Name of the individuals / Partners/Directors (with C.N.I.C. No.)	Father's / Mother's / Husband Name	Outstanding Liabilities at beginning of year				Principal Written-off	Interest / Mark-up written-off	Other Financial Relief Provided	Total (9+10+11=12)
					Principal	Interest / Mark-up	Other	Total 5+6+7=8				
1	2		3	4	5	6	7	8	9	10	11	12
Write Off of Rs. 500,000 and above												
31-Dec-16	Kamran Khalid Awan	House #: H#437-A, Askari -11, Street : Area : Badian Road Cantt Lahore Nearest Land Mark : City : Lahore	Kamran Khalid Awan CNIC : 35201-4423586-5	Khalid Latif Awan	820	185	-	1,005	818	185	-	1,003
31-Dec-16	Sarah Shaukat	House #: 1469 Ground Floor Street : Main Double Road Area : Sector G-11/2 Nearest Land Mark : City : Islamabad	Sarah Shaukat CNIC : 61101-5352947-2	Shaukat Hussain	813	402	-	1,215	812	402	-	1,214
31-Dec-16	Arif Raza Shao	Flat # 201 Block # : Z-C-26, Al-momin Square Secto Street : Area : Lines Area Nearest Land Mark : Near Taj Medical Centre City : Karachi	Arif Raza Shao CNIC : 42301-0835499-5	Karim Bhai Shao	816	219	-	1,035	810	219	-	1,029
31-Dec-16	Tahir Mahboob	House #: 7 Sham Nagar Street : Balwant Street Area : Chuburgi Nearest Land Mark : City : Lahore	Tahir Mahboob CNIC : 35202-2559010-5	Maqbool Ahmad	810	376	-	1,186	808	376	-	1,185
31-Dec-16	Muhammad Pervez Butt	House #: A-75 Block # : 8 Street : Area : Kamchs Nearest Land Mark : Near Bismillah Shafi Hospital City : Karachi	Muhammad Pervez Butt CNIC : 42201-0492538-1	Muhammad Iqbal Butt	822	489	-	1,311	808	489	-	1,298
31-Dec-16	Zaheer Nabi	House #: 15 St # 01 : Near Church Phase VIII Street : Area : Sajjal Jhugian Altha Dha Nearest Land Mark : City : Lahore	Zaheer Nabi CNIC : 35202-1368185-3	Ghulam Nabi	810	449	-	1,259	802	449	-	1,251
31-Dec-16	Rana Khurram Shahzad	House #: 184 White House Lane St 01 Street : Area : Sundardas Road Nearest Land Mark : City : Lahore	Rana Khurram Shahzad CNIC : 35202-9859829-5	Rana Abdul Qadeer	802	344	-	1,146	799	344	-	1,143
31-Dec-16	Naeem Uddin Siddiqui	House #: F/L R-125 Tariq Bin Zayed Society Area : Malir Halt Nearest Land Mark : Near Printing Press City : Karachi	Naeem Uddin Siddiqui CNIC : 41303-4168302-3	Nizam Uddin Siddiqui	800	307	-	1,108	799	307	-	1,106
31-Dec-16	Muhammad Amir Saleemi	House #: H 18 - D ST10-D Street : Macca Colony Area : Gulberg III Nearest Land Mark : City : Lahore	Muhammad Amir Saleemi CNIC : 35202-5071245-3	Abdul Hameed Saleemi	797	281	-	1,078	796	281	-	1,077
31-Dec-16	Aniqa Ali	House #: H # 16-A Askari 1 Street : Area : Sarfaraz Rafiqi Road Cantt Nearest Land Mark : City : Lahore	Aniqa Ali CNIC : 35201-4765998-4	Malik Ali Hussain	793	364	-	1,158	793	364	-	1,158
31-Dec-16	Saima Irfan	House #: 627 Block # : F-2 Street : Area : Wapda Town Nearest Land Mark : City : Lahore	Saima Irfan CNIC : 35202-6366593-4	Irfan Qadir	788	612	-	1,401	788	612	-	1,401
31-Dec-16	Munib Habib	House #: N-4 Block # : 16 Erum Center Street : Area : Gulshan-e-Iqbal Nearest Land Mark : Near Batul Mukaram Masjid City : Karachi	Munib Habib CNIC : 42201-5582632-7	Habib Ul Rashid	788	441	-	1,229	788	441	-	1,229
31-Dec-16	Abdul Samad	House #: 616/16-A St # 1 Street : Mohallah Area : Faisalabad Nearest Land Mark : City : Gujranwala	Abdul Samad CNIC : 34101-8348885-1	Babu Abdul Rehman	782	631	-	1,413	782	631	-	1,413
31-Dec-16	Fahad Haider	House #: 30-G Model Town Street : Area : Nearest Land Mark : City : Lahore	Fahad Haider CNIC : 35202-1604861-5	Ghulam Haider	782	492	-	1,273	782	492	-	1,273
31-Dec-16	Ifkhar Ahmed	Flat # 1 Family Quarter Street : Area : Colony Industries Mills Nearest Land Mark : City : 4 Km Manga Raiwind Rd Lahore	Ifkhar Ahmed CNIC : 36401-9771723-9	Abdul Hameed Khan	784	458	-	1,242	780	458	-	1,238
31-Dec-16	Saira Rehman	House #: 499 Street : St # 03 Area : Sector G-9/2 Nearest Land Mark : City : Islamabad	Saira Rehman CNIC : 13503-4480743-8	Asia Rehman	781	178	-	959	774	178	-	953
31-Dec-16	Obaid Ullah Anwar	House #: Khasra# 262 Sheraz Town Near College Rd Ameer Chowk Street : Area : Dharam Chand Bagarian Nearest Land Mark : City : Lahore	Obaid Ullah Anwar CNIC : 35202-8662409-5	Habib Ullah	744	324	-	1,068	742	324	-	1,066
31-Dec-16	Ghulam Mustafa	House #: H # E 907 Nadriabad Street : Area : Bedian Road Nearest Land Mark : City : Lahore	Ghulam Mustafa CNIC : 35302-1915687-7	Noor Muhammad	740	684	-	1,424	740	684	-	1,424

Contd.

Statement Of Written-off Loans

for the year ended December 31, 2016

Rupees in '000

Date	Party Name	Address	Name of the individuals / Partners/Directors (with C.N.I.C. No.)	Father's / Mother's / Husband Name	Outstanding Liabilities at beginning of year				Principal Written-off	Interest / Mark-up written-off	Other Financial Relief Provided	Total (9+10+11=12)
					Principal	Interest / Mark-up	Other	Total 5+6+7=8				
1	2		3	4	5	6	7	8	9	10	11	12
Write Off of Rs. 500,000 and above												
31-Dec-16	Syed Mehboob Ali Tabish	House #: B-35, Block #: R Street: Area: North Nazimabad Nearest Land Mark: City: Karachi	Syed Mehboob Ali Tabish CNIC: 42101-1808418-3	Syed Ali Muhammad Rizvi	739	325	-	1,064	737	325	-	1,061
31-Dec-16	Farrukh Sami	House #: 34-B; Street 9 Area: Askari 4 Rashid Minhas Rd. Nearest Land Mark: Near Millennium City: Karachi	Farrukh Sami CNIC: 42201-3537542-1	Mohammad Abdul Sami	735	228	-	963	735	228	-	963
31-Dec-16	Muhammad Ishtiaq	House #: H # 19 Block #: 3 Street: Sector D-2 Area: Green Town Nearest Land Mark: Choras Tanki City: Lahore	Muhammad Ishtiaq CNIC: 35202-9524692-3	Anayat Ullah	733	594	-	1,327	733	594	-	1,327
31-Dec-16	Adnan Haider Zaidi	House #: 4 A Street 5 17 Mile Street: Area: Alwadi Society Bara Kahu Nearest Land Mark: City: Islamabad	Adnan Haider Zaidi CNIC: 91509-0153735-7	Riaz Hussain Zaidi	739	321	-	1,060	730	321	-	1,051
31-Dec-16	Shehzad Vohra	House #: Flat No. B-6 Block #: B Street: Area: Hanif Centre North Nazimabad, Nearest Land Mark: Saima Brig View Apartment City: Karachi	Shehzad Vohra CNIC: 42101-1738053-5	Noor Muhammad	736	218	-	954	728	218	-	947
31-Dec-16	Muhammad Ali Maqsood Shahab	House #: 443-E Shah Jahan Street Street: Area: Walton Road Cantt Nearest Land Mark: City: Lahore	Muhammad Ali Maqsood Shahab CNIC: 34101-8072931-7	Muhammad Maqsood Shahab	727	123	-	850	726	123	-	849
31-Dec-16	Muhammad Farooq	House #: 669 Street: 28 Area: Margalla Town Phase 1 Nearest Land Mark: 1st Floor City: Islamabad	Muhammad Farooq CNIC: 14301-9746188-7	Muhammad Aameen	718	462	-	1,180	718	462	-	1,179
31-Dec-16	Foad Ahmed	House #: 43 Block #: Iqbal Block Street: Area: Itiaq Town Multan Rd Nearest Land Mark: City: Lahore	Foad Ahmed CNIC: 35202-5058346-5	Muhammad Farooq Ahmed	709	228	-	937	709	228	-	937
31-Dec-16	Cornelius	House #: 150 Area: New Iqbal Town Nearest Land Mark: Near The Little Delight School City: Islamabad	Cornelius CNIC: 33301-4150156-5	Yousaf Masih	709	200	-	909	709	200	-	909
31-Dec-16	Muzaffar Abbas	House #: 509 Block #: G Johar Town Street: Area: Opp. Lacas School Johar Town Nearest Land Mark: City: Lahore	Muzaffar Abbas CNIC: 35202-4014887-5	Muhammad Sharif	695	381	-	1,076	695	381	-	1,076
31-Dec-16	Sayeed Ahmed Siddiqui	House #: R-113 Sec-R-2 Street: Area: Gulshan-e-maymar Nearest Land Mark: City: Karachi	Sayeed Ahmed Siddiqui CNIC: 42101-9871021-3	Salam Uddin Ahmed Siddiqui	696	426	-	1,121	695	426	-	1,121
31-Dec-16	Ghulam Sabir	House #: 41 Block #: 3 Street: Area: Sector B-ii, Township Nearest Land Mark: City: Lahore	Ghulam Sabir CNIC: 35200-3762695-5	Ghulam Nabi	694	462	-	1,156	694	462	-	1,156
31-Dec-16	Faisal Masood	House #: H No 30-S National Bank Staff Colony Street: Area: Allama Iqbal Town Nearest Land Mark: City: Lahore	Faisal Masood CNIC: 35202-8714647-5	Masood Akhtar	689	229	-	918	689	229	-	918
31-Dec-16	Muhammad Asif	House #: 89-A Block #: A Street: Area: Satellite Town Nearest Land Mark: City: Rawalpindi	Muhammad Asif CNIC: 37405-7709552-9	Fajar Kahn	689	523	-	1,212	688	523	-	1,212
31-Dec-16	Syed Hasan Abbas Rizvi	House #: F # C 110 1st Floor Iqra City Block-4A Street: Gulshan-e- Area: Iqbal Abull Hasan Ispahani Rd Nearest Land Mark: Abbas Town City: Karachi	Syed Hasan Abbas Rizvi CNIC: 42501-1523017-1	Syed Masood Hussain Rizvi	694	411	-	1,105	688	411	-	1,099
31-Dec-16	Syed Ibrar Hussain Rizwi	House #: 40/A Jafriya Colony Behind Sheezan Street: Area: Nearest Land Mark: City: Lahore	Syed Ibrar Hussain Rizwi CNIC: 35202-2951313-3	Syed Latif Hussain Rizwi	684	186	-	870	684	186	-	869
31-Dec-16	Sheraz Sharif	House #: 48 Block #: Satlug Block Allama Iqbal Town Street: Area: Nearest Land Mark: City: Lahore	Sheraz Sharif CNIC: 35202-4776865-9	Muhammad Sharif	684	200	-	883	679	200	-	878
31-Dec-16	Rizwan Ali	House #: G-46 Block #: 2 Area: Pechs Nearest Land Mark: Near Tayyaba Masjid City: Karachi	Rizwan Ali CNIC: 42301-0387752-9	Ghulam Mehdi	675	275	-	950	674	275	-	950

Contd.

Statement Of Written-off Loans

for the year ended December 31, 2016

Rupees in '000

Date	Party Name	Address	Name of the individuals / Partners/Directors (with C.N.I.C. No.)	Father's / Mother's / Husband Name	Outstanding Liabilities at beginning of year				Principal Written-off	Interest / Mark-up written-off	Other Financial Relief Provided	Total (9+10+11=12)
					Principal	Interest / Mark-up	Other	Total 5+6+7=8				
1	2		3	4	5	6	7	8	9	10	11	12
Write Off of Rs. 500,000 and above												
31-Dec-16	Tariq Javaid	House #: Street : Area : Rashid Meer St Link Sui Nearest Land Mark : Gas Office Road, City : Gujranwala.	Tariq Javaid CNIC : 34101-5990170-3	Sardar Muhammad	668	351	-	1,020	668	351	-	1,020
31-Dec-16	Mohammad Javed Akhter	House #: 22 Block #: Y Street # 7 Area : Peoples Colony Nearest Land Mark : City : Gujranwala	Mohammad Javed Akhter CNIC : 34101-2438988-7	Mohammad Younas	667	501	-	1,168	667	501	-	1,168
31-Dec-16	Kamran Saeed Qureshi	House #: 12/1 Mumtaz Street Hajvaree Street Street : Area : Habib Bula Road Ghari Shahu Nearest Land Mark : City : Lahore	Kamran Saeed Qureshi CNIC : 42301-6847590-5	Mohammad Anwar Qureshi	687	254	-	941	667	254	-	921
31-Dec-16	Amir Ashfaq	House #: 2 Street: 126 Area : Sahabuwal Mali Nicalson Road Nearest Land Mark : City : Lahore	Amir Ashfaq CNIC : 35202-2880105-9	M Ashfaq	667	318	-	985	662	318	-	981
31-Dec-16	Muhammad Nawaz Mughal	Nasir Colony Mughal Star Street : Area : Ferozewala Road Nearest Land Mark : City : Gujranwala	Muhammad Nawaz Mughal CNIC : 34101-4053776-3	Muhammad Siddique	685	394	-	1,080	661	394	-	1,055
31-Dec-16	Zulfiqar Ali	House #: 01 Near Khokar Market Street : 01 Area : Khalid Tent Service Nabipura Nearest Land Mark : City : Lalpul Lahore	Zulfiqar Ali CNIC : 35201-2754912-9	Sh Zamin Ali	658	181	-	839	658	181	-	839
31-Dec-16	Rafiq Aladin	House #: 017-B Khy-e-sehar Street : Phase-6 Area : D H A Nearest Land Mark : Sultan Masjid City : Karachi	Rafiq Aladin CNIC : 42301-6745545-3	Sadrudin	674	236	-	910	658	236	-	894
31-Dec-16	Agha Mohammad Khurram Khan	House #: R63 Block #: 2 Abid Town Street : Area : Gulshan E Iqbal Nearest Land Mark : Near Iqra University City : Karachi	Agha Mohammad Khurram Khan CNIC : 42201-6431410-3	Agha Mohammad Gufraiz Khan	661	234	-	895	656	234	-	890
31-Dec-16	Nadeem Ahmed	House #: 27 Ali Homes, Attari Saroba Street : Area : Ferozpur Road Nearest Land Mark : City : Lahore	Nadeem Ahmed CNIC : 42302-7416273-3	Abdul Salam	655	366	-	1,021	655	366	-	1,020
31-Dec-16	Arif Ahmed Bahalim	House #: B-82 Street-6 Street : Area : S M C H S Nearest Land Mark : Truck Controller Authority City : Karachi	Arif Ahmed Bahalim CNIC : 42201-6651301-3	Abdul Hafeez Bahalim	658	343	-	1,000	654	343	-	997
31-Dec-16	Khalid Khan Ghauri	House #: 13 / 3 Block #: A Street : Area : Qayyumabad Nearest Land Mark : Near Ghosia Masjid City : Karachi	Khalid Khan Ghauri CNIC : 42201-0331478-1	Abdul Rauf Ghauri	652	291	-	943	652	291	-	943
31-Dec-16	Mohammad Tahir Ali Khan	House #: 139 Block #: D Street : Area : Phase-I DHA Nearest Land Mark : City : Lahore	Mohammad Tahir Ali Khan CNIC : 33303-9320871-9	Mohammad Ashraf Khan	652	161	-	813	651	161	-	812
31-Dec-16	Saffan Bin Haseeb	House #: R-1276 Ground Floor, Block-14 Street : Area : F.B Area Nearest Land Mark : Near Jawed Nihari City : Karachi	Saffan Bin Haseeb CNIC : 42201-5693100-5	Haseeb Ib Ne Jad Qureshi	649	275	-	924	649	275	-	924
31-Dec-16	Muhammad Siddique	House #: 34 Street : 02 Sharif M Siddique Park Area : Mullan Road Nr Ubl Branch Nearest Land Mark : City : Yateem Khana Chowk Lahore	Muhammad Siddique CNIC : 35200-1510360-5	M Rafiq	643	483	-	1,127	643	483	-	1,127
31-Dec-16	Syed Muhammad Taha	House #: Flat # A-21 Waqas Hights 13-D-1 6Th Floor Street : Area : Gulshan-e-igbal Nearest Land Mark : City : Karachi	Syed Muhammad Taha CNIC : 42201-0245984-5	Syed Afsar Sageer	644	192	-	836	643	192	-	835
31-Dec-16	Zulfiqar Ali	House #: 15-S-256 Block #: C Street : Area : Al Faisal Town Nearest Land Mark : City : Bahar Shah Road Lahore	Zulfiqar Ali CNIC : 35201-1443937-7	Ghulam Mustafa	640	149	-	789	640	149	-	789
31-Dec-16	Muhammad Naem	House #: 146 Block #: C Street : Area : Model Town Nearest Land Mark : City : Lahore	Muhammad Naem CNIC : 35202-2399788-9	Muhammad Shafi	629	242	-	871	629	242	-	871
31-Dec-16	Ghayasuddin Shaikh	House #: House-102, Muslim Colony, Street : Area : Fc Building Nearest Land Mark : City : Karachi	Ghayasuddin Shaikh CNIC : 42000-2993154-7	Shams Uddin Shaikh	630	267	-	896	629	267	-	896

Contd.

Statement Of Written-off Loans

for the year ended December 31, 2016

Rupees in '000

Date	Party Name	Address	Name of the individuals / Partners/Directors (with C.N.I.C. No.)	Father's / Mother's / Husband Name	Outstanding Liabilities at beginning of year				Principal Written-off	Interest / Mark-up written-off	Other Financial Relief Provided	Total (9+10+11=12)
					Principal	Interest / Mark-up	Other	Total 5+6+7=8				
1	2		3	4	5	6	7	8	9	10	11	12
Write Off of Rs. 500,000 and above												
31-Dec-16	Nadeem Ahmed	House # : L1160 Sector 11-E Street : Muslim Town Area : North Karachi Nearest Land Mark : Near Jamia Masjid City : Karachi	Nadeem Ahmed CNIC : 42101-1747833-9	Naeem Ullah Siddique	628	301	-	929	627	301	-	929
31-Dec-16	Ghulam Mustafa Sani	House # : 135/2 Block # : Iqbal Camp Paf Street : Area : Munir Road Nearest Land Mark : City : Lahore	Ghulam Mustafa Sani CNIC : 35201-9466752-9	Noor Elahi	626	159	-	785	624	159	-	783
31-Dec-16	Muhammad Yaqoob	House # : Faisal House Sunder Colony Street : Area : Sunder Adda, Mullan Road, Nearest Land Mark : City: Lahore	Muhammad Yaqoob CNIC : 35401-7825691-3	Ch M Boota	623	340	-	963	623	340	-	963
31-Dec-16	Majid Rafiq Minhas	House # : 2, Gulshand E Canal, Street : Area : Harbanspura, Nearest Land Mark : City : Lahore	Majid Rafiq Minhas CNIC : 35201-1511628-1	Muhammad Rafique Minhas	627	306	-	933	623	306	-	928
31-Dec-16	Syed Zameer Ul Hassan	Flat No B-7 Gulshand-e-amin Tower Blk 15 Street : Area : Gulistan-e-johar Nearest Land Mark : Near Johar Chowranji City : Karachi	Syed Zameer Ul Hassan CNIC : 42201-3298289-5	Syed Ali Sajjad Zaidi	630	375	-	1,006	622	375	-	998
31-Dec-16	Sibghat Ullah	House # : 13 Block # : Muhallah Sukh Chain Gali Street : Area : Taj Bagh Housing Scheme Nearest Land Mark : City : Lahore	Sibghat Ullah CNIC : 35201-1616742-1	Ghulam Hussain	622	276	-	897	622	276	-	897
31-Dec-16	Muhammad Ajmal Butt	House # : 107/1 Block # : Saint Joh's Park Street : Area : Cantt Nearest Land Mark : City: Lahore	Muhammad Ajmal Butt CNIC : 35201-6467186-1	Muhammad Akbar Butt	622	199	-	822	621	199	-	820
31-Dec-16	Mohammad Habib	House # : Flat No 404 C-10 4 Floor Street : Rabia Patal Area : Abul Hassan Isphani Road Nearest Land Mark : Near Paradise Baker City : Karachi	Mohammad Habib CNIC : 42000-2816736-3	Rehmet Ali Late	621	244	-	864	621	244	-	864
31-Dec-16	Malik Masih Ullah	House # : A-204 Block-3 Street : Area : Gulshan-e-igbal Nearest Land Mark : Masjid Siddique Akbar City : Karachi	Malik Masih Ullah CNIC : 42000-2427402-9	Muhammad Yaseen	619	201	-	820	617	201	-	819
31-Dec-16	Waseem Ahmed	Flat # 17, 3Rd Floor, Street : Area : Royal Inn Plaza, F-8 Markaz, Nearest Land Mark : City : Islamabad	Waseem Ahmed CNIC : 33203-8707880-5	Ishfaq Ahmad	616	245	-	861	616	245	-	860
31-Dec-16	Chaudhary Muhammad Saeed	House # : 14 Canal Colony Street : Area : Dharam Pura Nearest Land Mark : City : Lahore	Chaudhary Muhammad Saeed CNIC : 35202-4786081-9	Chaudhary Ali Muhammad	612	365	-	977	611	365	-	976
31-Dec-16	Afia Saad Mansuri	House # : Flat-A-906, 9Th Floor, Saima Spring Field Street : Area : Frece Town, Nearest Land Mark : Near P.S.O House City : Karachi	Afia Saad Mansuri CNIC : 42301-0375330-4	Saad Iqbal Mansuri	606	334	-	940	606	334	-	939
31-Dec-16	Muhammad Abrar Ul Haq	House # : 301 Sector C St # 8 Street : Area : Nfc Housing Society Nearest Land Mark : City : Lahore	Muhammad Abrar Ul Haq CNIC : 35302-1984431-7	Rao Tufail Muhammad	603	300	-	903	603	300	-	903
31-Dec-16	Kh Awais Amir	House # : 3 9/11 15 Street : Y Block Area : Peoples Colony Nearest Land Mark : City : Gujranwala	Kh Awais Amir CNIC : 34101-9528637-1	Kh Amir Shakeel	602	191	-	793	602	191	-	793
31-Dec-16	Hafiz Muhammad Raheel Faraz Khan	House # : H # 131-A St # 9, Farooq E Azam Park Street: Area : Sanat Nagar Outfall Road Nearest Land Mark : City : Islam Pura Lahore	Hafiz Muhammad Raheel Faraz Khan CNIC : 35202-2304923-3	Niamat Ullah Khan Babar	601	410	-	1,011	601	410	-	1,011
31-Dec-16	Bilal Akram	67 Zeenat Block Street : Area : Allama Iqbal Town Nearest Land Mark : City : Lahore	Bilal Akram CNIC : 35202-8315441-1	Muhamamd Akram	600	297	-	897	600	297	-	897
31-Dec-16	Syed Afsar Abbas	House # : A-233 Block # : 17 17 Street : Area : F B Area Nearest Land Mark : Near Pakiza Pakwan Anchoh City : Karachi	Syed Afsar Abbas CNIC : 42101-7066304-9	Syed Sibtey Rasool	600	187	-	787	600	187	-	787
31-Dec-16	Taseer Yousuf	House # : 33 Street # 01 Street : Area : Nadrabad Cantt Nearest Land Mark : City : Lahore	Taseer Yousuf CNIC : 35201-6349086-5	Muhammad Yousuf Butt	596	186	-	782	596	186	-	782
31-Dec-16	Yasmeen Ashraf	House # R-2095 Block # : 2 Metrovill-iii Street : Area : Scheme-33 Nearest Land Mark : City : Karachi	Yasmeen Ashraf CNIC : 42201-2466576-6	Syed Ashraf Ali	595	291	-	886	595	291	-	886

Contd.

Statement Of Written-off Loans

for the year ended December 31, 2016

Rupees in '000

Date	Party Name	Address	Name of the individuals / Partners/Directors (with C.N.I.C. No.)	Father's / Mother's / Husband Name	Outstanding Liabilities at beginning of year				Principal Written-off	Interest / Mark-up written-off	Other Financial Relief Provided	Total (9+10+11=12)
					Principal	Interest / Mark-up	Other	Total 5+6+7=8				
1	2		3	4	5	6	7	8	9	10	11	12
Write Off of Rs. 500,000 and above												
31-Dec-16	Razi Ahmed Khan	House #: A-185, Block #: S, Street: North Nazimabad Area: Nearest Land Mark: Near Mubeen General Store City: Karachi	Razi Ahmed Khan CNIC: 42101-5582240-3	Ali Ahmed Khan	600	346	-	945	594	346	-	940
31-Dec-16	Syed Atif Raza Zaidi	House #: R-761 Block #: 20 Street: Area: F B Area Nearest Land Mark: City: Karachi	Syed Atif Raza Zaidi CNIC: 42101-8681059-5	Syed Ali Abbas Zaidi	596	269	-	864	594	269	-	863
31-Dec-16	Syed Muhammad Ali	House #: 624/15 Street: Area: Fb Area Nearest Land Mark: Near Ayub Manzil Ubl Sports Co City: Karachi	Syed Muhammad Ali CNIC: 42101-2347859-7	Syed Abdullah	601	194	-	794	594	194	-	787
31-Dec-16	Syed Faheem Akhtar	Flat #: 1 1St Floor Plot-17 / C2Nd Street Badar Commercial Street: Area: Khye-badar Phase-v Dha Nearest Land Mark: Near Bundu Khan Restaurant City: Karachi	Syed Faheem Akhtar CNIC: 42201-2585091-7	Syed Nadeem Akhtar	592	600	-	1,193	592	600	-	1,193
31-Dec-16	Syed Mazhar Iqbal	Flat #: 103 A-1 Sb-1 Salman Terrace Anwar-e Street: Area: Malir 15 City Nearest Land Mark: City: Karachi	Syed Mazhar Iqbal CNIC: 42201-1291799-9	Syed Iqbal Yousuf	591	418	-	1,009	591	418	-	1,009
31-Dec-16	Imdad Ally Khan	House #: A-12 Old Office Colony Street: Area: Sarfraz Rafiq Road Nearest Land Mark: City: Lahore Cantt	Imdad Ally Khan CNIC: 35201-1489429-5	Muhammad Hayat Khan	589	116	-	704	583	116	-	699
31-Dec-16	Waqas Riaz	House #: 3 Block #: D Street: Area: Sui Gas Society Nearest Land Mark: Near Phase 5 Dha City: Lahore	Waqas Riaz CNIC: 35201-1556072-9	Muhammad Riaz Ul Haq	586	311	-	897	582	311	-	893
31-Dec-16	Ahmed Raza Bhutta	House #: 13 Block #: St # 1 Street: Area: Sami Town Fateh Garh Nearest Land Mark: City: Lahore	Ahmed Raza Bhutta CNIC: 35202-5226217-9	Atta Ullah Bhutta	582	308	-	890	582	308	-	890
31-Dec-16	Arshad Nazir	House #: 52 98 Bahar Colony # 1 Liaqat Street: Area: Kot Lakhpat Nearest Land Mark: City: Lahore	Arshad Nazir CNIC: 35202-8446574-3	Nazir	582	178	-	760	582	178	-	759
31-Dec-16	Muhammad Shoaib Khan	House #: 240 Block #: I I Sec C II Street: Area: Town Ship Nearest Land Mark: City: Lahore	Muhammad Shoaib Khan CNIC: 35200-7563909-5	Muhammad Akram Khan	582	239	-	820	581	239	-	820
31-Dec-16	Aezad Ahmed	House #: 42 Block #: B Area: Sui Gas Society Nearest Land Mark: Adjacent Phase Iv City: Lahore	Aezad Ahmed CNIC: 35201-6379519-5	Zaheer Ahmed	578	328	-	906	578	328	-	906
31-Dec-16	Sufia Mariyah Zamir	House #: M-14 / 3 / 2 Khye-saadi Street: Phase-7 Area: Dha Nearest Land Mark: Fayza-e-itehad City: Karachi	Sufia Mariyah Zamir CNIC: 42301-0886523-2	Syed Rabni Zamir	578	288	-	866	577	288	-	865
31-Dec-16	Asim Mehmood	House #: 92-E 2Nd Floor 23Rd Street Askari Street: Area: Askari 4 Rashid Minhas Road Nearest Land Mark: City: Karachi	Asim Mehmood CNIC: 61101-3637475-9	Ghulam Jilani Late	577	204	-	782	577	204	-	781
31-Dec-16	Agha Amjad Mazaandurani	House #: Flat-003, Iqra Complex, Phase-1, Blk-17 Street: Area: Gulistan-e-johar Nearest Land Mark: City: Karachi	Agha Amjad Mazaandurani CNIC: 42201-0697175-7	Agha Zaffar Mazandurani	577	313	-	890	576	313	-	890
31-Dec-16	Kaleem Arshad Haral	House #: H No 869 Block #: B Overseas St No 49 Near Street: Area: Rose Garden Bahria Town Nearest Land Mark: City: Lahore	Kaleem Arshad Haral CNIC: 38401-1992547-7	Muhammad Arshad	577	174	-	751	576	174	-	750
31-Dec-16	Muhammad Umar Farooq	House #: Apartment No 105 Block #: 3 Street: Beach Residency Area: Clifton Nearest Land Mark: Near Bilawal House City: Karachi	Muhammad Umar Farooq CNIC: 35202-2872931-3	Muhammad Anwer	592	240	-	832	574	240	-	814
31-Dec-16	Abdul Ghafoor Baloch	House #: A-66 Central Govt Society Block-19 Street: Area: Gulistan-e-johar Nearest Land Mark: City: Karachi	Abdul Ghafoor Baloch CNIC: 42201-8785314-7	Imam Buksh Baloch	575	165	-	740	574	165	-	739

Contd.

Statement Of Written-off Loans

for the year ended December 31, 2016

Rupees in '000

Date	Party Name	Address	Name of the individuals / Partners/Directors (with C.N.I.C. No.)	Father's / Mother's / Husband Name	Outstanding Liabilities at beginning of year				Principal Written-off	Interest / Mark-up written-off	Other Financial Relief Provided	Total (9+10+11=12)
					Principal	Interest / Mark-up	Other	Total 5+6+7=8				
1	2		3	4	5	6	7	8	9	10	11	12
Write Off of Rs. 500,000 and above												
31-Dec-16	Najeeb Ur Rehman	House #: 130 D Block Street : Area : Malik Munir Road Gulshan Ravi Nearest Land Mark : City : Lahore	Najeeb Ur Rehman CNIC : 35202-2680067-7	Abdul Hameed	564	181	-	745	564	181	-	745
31-Dec-16	Muhammad Nauman Nawaz	House #: 43/2A Block #: D St # 18, Area : Jalal Street Al-faisal Town Nearest Land Mark : City : Lahore	Muhammad Nauman Nawaz CNIC : 35201-9838786-3	Muhammad Nawaz	563	407	-	970	563	407	-	969
31-Dec-16	Aamir Abbas	House #: B-154 Block #: 13 Street : Area : F B Area Nearest Land Mark : Near Haji Club City : Karachi	Aamir Abbas CNIC : 42201-0600025-7	Nisar Abbas	593	294	-	887	563	294	-	856
31-Dec-16	Nadeem Mehboob	House #: 213 Ahmed Yar Block Street : Area : Mustafa Town Nearest Land Mark : City : Lahore	Nadeem Mehboob CNIC : 35202-4416961-1	Sheikh Mehboob Isha	562	213	-	776	562	213	-	776
31-Dec-16	Philomena	House #: 11 Block #: A Street-16 Area : Qayyumabad Nearest Land Mark: City : Karachi	Philomena CNIC : 42000-0325408-8	Ejaz Siraj	562	346	-	908	562	346	-	908
31-Dec-16	Jalees Khalid Khan	House #: 30 Block #: B Street : Revenue Employees Cooperative Housing Society Area : Johar Town Nearest Land Mark : City : Lahore	Jalees Khalid Khan CNIC : 35202-2618096-1	Khalid Saifullah Khan	562	143	-	705	562	143	-	705
31-Dec-16	Naeem Qadir	House #: 388/G3 Street : Area : Wapda Town Nearest Land Mark : City : Lahore	Naeem Qadir CNIC : 42000-2767109-7	Abdul Qadir	563	377	-	940	559	377	-	936
31-Dec-16	Uzma Sohail	House #: B-17 Sec-W4 Street : Area : Gulshan-e-maymar Nearest Land Mark : City : Karachi	Uzma Sohail CNIC : 42201-1965075-2	Sohail Ahmed Yar Khan	562	355	-	917	559	355	-	914
31-Dec-16	Muhammad Talha Moin	House #: 429 Block #: R-1 Street : Area : Shady Wall Chowk Nearest Land Mark : City : Johar Town Lahore	Muhammad Talha Moin CNIC : 35202-2712466-7	Moin Uddin	564	425	-	989	558	425	-	983
31-Dec-16	Seddra Zaigham	House #: 57 Street : St 1 Area : Model Town, Farooq E Azam Road Nearest Land Mark : City : Rawalpindi	Seddra Zaigham CNIC : 37405-9851622-4	Syed Adeel Abbas Kazmi	557	140	-	697	556	140	-	696
31-Dec-16	Muhammad Kashif Shahzad	House #: 05 Street : 65 Area : Old Dharampura, Mustafabad Nearest Land Mark : Govt.College For Women City : Lahore	Muhammad Kashif Shahzad CNIC : 35201-1345935-7	Muhammad Ishaq	555	80	-	635	554	80	-	634
31-Dec-16	Muhammad Umer	House #: 183 Khudabad Colony Street : Area : Nearest Land Mark : City : Karachi	Muhammad Umer CNIC : 42201-5441577-1	Ghulam Nabi	551	374	-	924	551	374	-	924
31-Dec-16	Sumaira Usman	House #: 69-E Askari-2 Street : Area : Chaklala Scheme-3 Nearest Land Mark : City : Rawalpindi	Sumaira Usman CNIC : 61101-1850248-2	Usman-ul-ahsan	551	221	-	772	550	221	-	771
31-Dec-16	Syed Aaly Tayyab Pirzada	House #: 244, Raja Wajid Colony, Street : Area : Iqbal Town, Main Street, Nearest Land Mark : City : Rawalpindi	Syed Aaly Tayyab Pirzada CNIC : 17301-8317834-1	Syed Aaly Mazhar Pirzada	551	317	-	869	550	317	-	867
31-Dec-16	Syed Aashir Hasnain Jafri	Flat No : 104-H 3Rd Floor 27Th Street Askari I Street : Area : Rashid Minhas Road Nearest Land Mark : City : Karachi	Syed Aashir Hasnain Jafri CNIC : 42201-4275369-9	Syed Taj UI Hasnain Jafri	541	167	-	707	540	167	-	706
31-Dec-16	Simon Moses	House #: 19-S-68 Bahar Colony Kotlakh Pat Street : Area : Nearest Land Mark : City : Lahore	Simon Moses CNIC : 35201-1354564-1	Moses Anthony	533	258	-	791	533	258	-	791
31-Dec-16	Babar Mehboob Siddiqi	House #: 44 / 2 22Nd Street Street : Area : Khayaban-e-mujahid Ph, 5 D,H,A Nearest Land Mark : Near Khaddah Market City : Karachi	Babar Mehboob Siddiqi CNIC : 42301-2307716-1	Sajjad Ahmed Siddiqi	545	265	-	810	532	265	-	797
31-Dec-16	Hafiz Mohsin Rafique	House #: Puran Mian Sansi Block #: Jamia Muhammadiyah Ghousia, Street : Area : Sheikhupura Road Nearest Land Mark : City : Gujranwala	Hafiz Mohsin Rafique CNIC : 34101-2141806-9	Muhammad Rafique	529	141	-	671	529	141	-	671
31-Dec-16	Muhammad Nadeem	House #: 30 Street : Ambi Street, Area : Taj Bagh Nearest Land Mark : City : Lahore	Muhammad Nadeem CNIC : 35202-2998059-3	Iqbal Qamar	529	119	-	649	529	119	-	648
31-Dec-16	Muhammad Habib	House #: 191 Block #: C Street : Area : Gulshan Ravi Nearest Land Mark : City : Lahore	Muhammad Habib CNIC : 35202-2779227-5	Mehboob Elahi	539	352	-	890	525	352	-	877

Contd.

Statement Of Written-off Loans

for the year ended December 31, 2016

Rupees in '000

Date	Party Name	Address	Name of the individuals / Partners/Directors (with C.N.I.C. No.)	Father's / Mother's / Husband Name	Outstanding Liabilities at beginning of year				Principal Written-off	Interest / Markup written-off	Other Financial Relief Provided	Total (9+10+11=12)
					Principal	Interest / Markup	Other	Total 5+6+7=8				
1	2		3	4	5	6	7	8	9	10	11	12
Write Off of Rs. 500,000 and above												
31-Dec-16	Muhammad Younus	House #: A-40 Block #: 10-A Central Govt Housin Street : Area : Gulshan-e-igbal Nearest Land Mark : Near Imam Bargah Yasrab City : Karachi	Muhammad Younus CNIC : 42201-0944294-5	Ali Muhammad	530	328	-	859	525	328	-	853
31-Dec-16	Muhammad Essa	House #: 535 Street : 10 Area : G-10/1 Nearest Land Mark : City : Islamabad	Muhammad Essa CNIC : 61101-1560820-9	Najaf Shah	526	270	-	796	523	270	-	794
31-Dec-16	Mujahid Ali Shahzad	House #: 5 Block #: Qasim St # 2 Ahmed Block Street : Area : Nr Govt High School For Boys Nearest Land Mark : City : Awan Town Lahore	Mujahid Ali Shahzad CNIC : 35201-3253336-1	Muhammad Shafi Shah	523	221	-	743	523	221	-	743
31-Dec-16	Abdul Wadood Roomi	House #: 17-A Street : St # 21 Area : Chaklala Scheme Iii Nearest Land Mark : Masjid Noor City : Rawalpindi	Abdul Wadood Roomi CNIC : 37405-1596277-3	Khawaja Abdul Wahid Sahib	526	270	-	796	522	270	-	792
31-Dec-16	Muhammad Ali	House #: 612 Block #: F2 Ahmad Chowk Street : Area : Nr Sansani Khoi Opp Aqsa Nearest Land Mark : City : Masjid Lahore	Muhammad Ali CNIC : 35202-2834678-1	Ghazanfar Ali	516	316	-	832	516	316	-	832
31-Dec-16	Muhammad Umer Abbas	House #: House Muhammad Umer Abbas C/O Street : Area : Post Office Wali Gali Nearest Land Mark : City : Rasheed Town Manga Mandi Lahore	Muhammad Umer Abbas CNIC : 36502-8445253-1	Abdul Ghafar	514	107	-	621	513	107	-	620
31-Dec-16	Faisal Nazir	House #: 387 Block #: A-3 Street : Area : Gulberg Iii Nearest Land Mark : City : Lahore	Faisal Nazir CNIC : 33100-5065369-3	Rana Nazir Ahmed Khan	513	104	-	617	513	104	-	617
31-Dec-16	Akhtar Rauf	House #: 26 Street 31 Street : Area : G-6/2 Nearest Land Mark : City : Islamabad	Akhtar Rauf CNIC : 33201-0804922-5	Abdul Rauf	511	196	-	708	511	196	-	707
31-Dec-16	Tariq Yahya	Flat # 406-B City Residence Street : Area : Bahadurabad Nearest Land Mark : City : Karachi	Tariq Yahya CNIC : 42201-4267252-7	Mohammad Yahya Allah Wala	510	162	-	672	509	162	-	672
31-Dec-16	Syed Makhmoor Fayaz Ali	Flat No 103/3 Bblock #: 3 Street : 1St Floor Area : Gullistan E Jouhar Nearest Land Mark : Pacific View City : Karachi	Syed Makhmoor Fayaz Ali CNIC : 42101-1891108-3	Syed Fayaz Ali Shah	510	149	-	659	508	149	-	658
31-Dec-16	Muhammad Bilal Sikandar Sheikh	House #: 2516/2 Street: St 2 Area : Ilyas Colony, Misriyal Road Nearest Land Mark : City : Rawalpindi	Muhammad Bilal Sikandar Sheikh CNIC : 37405-0288998-9	Sheikh Sikandar Hayat	504	137	-	641	504	137	-	641
31-Dec-16	Zeeshan Ahmed	House #: C-42 Phase # 6, Darakasha Villas Street : Area : Beach Avenue Nearest Land Mark : Near Beach View Club Dha City : Karachi	Zeeshan Ahmed CNIC : 42301-1471744-3	Shahid Ahmed	511	214	-	725	502	214	-	716
31-Dec-16	Muhammad Talha	House #: Flat No 8 2Nd Flr Al Noor Arcade Opp Cia Street : Area : Saddar Nearest Land Mark : City : Karachi	Muhammad Talha CNIC : 42000-0963282-9	Muhammad Farooq	500	215	-	715	500	215	-	715
31-Dec-16	Syed Shabir Haider Zaidi	House #: CB 197 Street : # 04 Area : Jahangir Road Chaklala Nearest Land Mark : City : Rawalpindi	Syed Shabir Haider Zaidi CNIC : 37405-6989499-1	Syed Ali Akbar	497	450	-	947	497	450	-	947
31-Dec-16	Abdul Ghaffar	House #: 108 Block #: E Pak Arab Society Ferz Street : Area : Nearest Land Mark : City : Lahore	Abdul Ghaffar CNIC : 33202-4823361-1	Muhammad Shafi	496	208	-	705	496	208	-	705
31-Dec-16	Siraj Uddin Siddiqui	House #: E-148-B3, Main Boulevard Ali View Garden Street : Area : Bedian Road, Nearest Land Mark: City: Lahore	Siraj Uddin Siddiqui CNIC : 42101-5300952-5	Nasir Uddin Siddiqui	496	343	-	839	496	343	-	839
31-Dec-16	Noor Mohammad Dharejo	House #: 26 Block #: Upper Portion Haroon Akram Pla Street : Area : Near Siddique Foundation Ptdl Nearest Land Mark : City : Exchange G T Road Jallo More Lahore	Noor Mohammad Dharejo CNIC : 35200-9645102-3	Arbab Dharejo	493	417	-	910	493	417	-	910
31-Dec-16	Ali Manzar Usmani	House #: Flat # 310 Komal Apartment Block-19 Street : Area : Gulistan-e-johar Nearest Land Mark : Near Kesc Office City : Karachi	Ali Manzar Usmani CNIC : 42201-3690365-5	Muhammad Akbar	501	303	-	804	492	303	-	795

Contd.

Statement Of Written-off Loans

for the year ended December 31, 2016

Rupees in '000

Date	Party Name	Address	Name of the individuals / Partners/Directors (with C.N.I.C. No.)	Father's / Mother's / Husband Name	Outstanding Liabilities at beginning of year				Principal Written-off	Interest / Mark-up written-off	Other Financial Relief Provided	Total (9+10+11=12)
					Principal	Interest / Mark-up	Other	Total 5+6+7=8				
1	2		3	4	5	6	7	8	9	10	11	12
Write Off of Rs. 500,000 and above												
31-Dec-16	Syed Wajahat Husnain Abdi	House #: 17 Street : 107 Area : G-13/1 Nearest Land Mark : City : Islamabad	Syed Wajahat Husnain Abdi CNIC : 42201-8602708-3	Syed Itrat Husnain Abdi	493	330	-	823	492	330	-	822
31-Dec-16	Rizwan Dilshad	Flat # A-403 Block #: 10A 4Th Floor Saima Mall Street : Area : Gulshan-e-igbal Nearest Land Mark: City: Karachi	Rizwan Dilshad CNIC : 42201-0382184-3	Dilshad Ahmed	489	318	-	807	489	318	-	807
31-Dec-16	Mukhtiar Ali	House #: R-40 Sec-17-A Shah Street : Area : Latif Town Bin Qasim Town Nearest Land Mark: City: Karachi	Mukhtiar Ali CNIC : 45304-1791880-9	Ghulam Nabi	489	237	-	726	488	237	-	725
31-Dec-16	Saad Hassan	House #: C-183 Block #: J Street : Area : North Nazimabad Nearest Land Mark : Near Hi Fi Cng City : Karachi	Saad Hassan CNIC : 42101-9623762-1	Sabir Hussain	488	363	-	851	488	363	-	851
31-Dec-16	Farooq Tanveer	House #: 16-B Block # : Civil Lines Street : Area : Opposite No 1.Roots School Nearest Land Mark : City : Rawalpindi	Farooq Tanveer CNIC : 35202-2520654-9	Rafique Ahmed	489	118	-	606	485	118	-	603
31-Dec-16	Muhammad Nadeem	Room # 9 Executive Hostel Street : Area : 3,5 Km Manga Raiwind Road Nearest Land Mark : City: Lahore	Muhammad Nadeem CNIC : 35202-8146937-5	Muhammad Bashir Ahmed	484	295	-	779	484	295	-	779
31-Dec-16	Muhammad Dawood	House #: No R-205 Tariq Bin Zyad Society Street : Area : Malir Halt Nearest Land Mark : City : Karachi	Muhammad Dawood CNIC : 42201-1151918-9	Muhammad Tahir Khundwani	482	155	-	637	482	155	-	637
31-Dec-16	Shahzad Gill	House #: 526 E Khokhar Market Street : Area : Pandora Chungi Saidpur Road Nearest Land Mark : City : Rawalpindi	Shahzad Gill CNIC : 34601-3190253-5	Samuel Pervaiz Gill	481	281	-	762	480	281	-	761
31-Dec-16	Syed Ghulam Abbas Zaidi	Flat # B-104 Phase-2, Haroon Royal City Blk Street : Area : Gulistan-e-johar Nearest Land Mark : Near Kesc Office City : Karachi	Syed Ghulam Abbas Zaidi CNIC : 42201-2607485-5	Syed Muhammad Imran Zaidi	481	244	-	725	480	244	-	724
31-Dec-16	Raja Rashid Hussain	House #: 197/17 Street : St # 7G Area : Sector 2, Airport Society Nearest Land Mark : City : Rawalpindi	Raja Rashid Hussain CNIC : 37405-9982280-1	Raja Mushtaq Hussain	483	167	-	650	480	167	-	647
31-Dec-16	Muhammad Awais	House #: Saeed Medical Store Chowk Shawala Street : Area : Haq Nawaz Road Nearest Land Mark : Baghbanpura City : Lahore	Muhammad Awais CNIC : 35201-1421134-3	Muhammad Bashir	477	359	-	836	477	359	-	836
31-Dec-16	Sabeen Sherjeel	House #: C-210 Block # : Sec-35-A Zaman Town Street : Area : Al Hamd Masjid, Korangi-4 Nearest Land Mark : Near Workers Model High School City : Karachi	Sabeen Sherjeel CNIC : 42101-2058078-8	Muhammad Sherjeel Tufail	477	252	-	729	476	252	-	729
31-Dec-16	Safdar Ali	House #: 142-A, Punjab Co-operative Housing So Street : Area : (Dha) Nearest Land Mark : City : Lahore	Safdar Ali CNIC : 42501-9038409-7	Kamal Khan Balouch	477	295	-	771	476	295	-	771
31-Dec-16	Mubashir Malik	House #: Plot No 13-C Muslim Commercial Street No 1 Street : Area : Dha Nearest Land Mark : Near Village Hotel Cineplex City : Karachi	Mubashir Malik CNIC : 42201-5462421-1	Munir Ahmed Malik	476	117	-	593	475	117	-	593
31-Dec-16	Sohail Rajput	House #: A-129 Block # : Sec-Z-V Street : Area : Gulshan-e-maymar Nearest Land Mark : Near Foundation School City : Karachi	Sohail Rajput CNIC : 42201-4903913-7	Zia Ul Haq Rajput Late	475	131	-	606	475	131	-	606
31-Dec-16	Sultan Mehmood	House #: 34-B-S-33 St# 89 Karam Ellahi Park Street : Area : Rajgarh Nearest Land Mark : City : Lahore	Sultan Mehmood CNIC : 38403-3184444-7	Muhammad Aslam	471	116	-	587	471	116	-	587
31-Dec-16	Chaudhry Muhammad Akram	House #: 358-E Block # : A Area : Revenue Employees Coop Society Nearest Land Mark : City : Lahore	Chaudhry Muhammad Akram CNIC : 35202-4749822-7	Chaudhry Noor Hussain	471	170	-	641	470	170	-	639
31-Dec-16	Syed Muhammad Jaffar	House #: B-20 Rizvia Society Street : Area : Scheme-33 Nearest Land Mark : City : Karachi	Syed Muhammad Jaffar CNIC : 42101-0262462-5	Syed Muhammad Zaheen	470	177	-	647	469	177	-	646
31-Dec-16	Samrana Sarfraz Naqvi	House #: 226 Block # : D Upper Portion Street : Area : Phase-1 Dha Nearest Land Mark : City : Lahore	Samrana Sarfraz Naqvi CNIC : 42101-9800059-6	Syed Sarfraz Hassan Naqvi	470	356	-	826	469	356	-	825

Contd.

Statement Of Written-off Loans

for the year ended December 31, 2016

Rupees in '000

Date	Party Name	Address	Name of the individuals / Partners/Directors (with C.N.I.C. No.)	Father's / Mother's / Husband Name	Outstanding Liabilities at beginning of year				Principal Written-off	Interest / Mark-up written-off	Other Financial Relief Provided	Total (9+10+11=12)
					Principal	Interest / Mark-up	Other	Total 5+6+7=8				
1	2		3	4	5	6	7	8	9	10	11	12
Write Off of Rs. 500,000 and above												
31-Dec-16	Arif Hussain	House #: A-63 Block #: 21 Center Point Centrum Street: Area: F B Area Nearest Land Mark: City: Karachi	Arif Hussain CNIC: 42201-4615771-5	Abdul Muqem	469	181	-	650	469	181	-	650
31-Dec-16	Fahad Ahmed Shaikh	House #: 34 / 1 Block #: Phase-V Khye-lanzeem Street: Area: Dha Nearest Land Mark: City: Karachi	Fahad Ahmed Shaikh CNIC: 42301-3326071-1	Rashid Ahmed Shaikh	473	269	-	741	468	269	-	737
31-Dec-16	Muhammad Naeem Anjum	House #: 5 Street: 12 Area: Lala Rukh Colony Nearest Land Mark: Near Banni Stop Chakri Road Dh City: Rawalpindi	Muhammad Naeem Anjum CNIC: 37405-0506442-3	Muhammad Jamil Khan	468	173	-	640	467	173	-	640
31-Dec-16	Khurram Ahmed	House #: 2 / 284 Area: Liaquatabad-2 Nearest Land Mark: City: Karachi	Khurram Ahmed CNIC: 42101-5340729-3	Gulzar Ahmed	467	239	-	706	467	239	-	706
31-Dec-16	Sharif Khan	Room #: 11 New Colony 2.5 Offmanga Raiwin Street: Area: Azgard-9 Nearest Land Mark: City: Lahore	Sharif Khan CNIC: 35202-9272706-5	Naseeb Khan	467	95	-	561	467	95	-	561
31-Dec-16	Syed Abbas Haider Shah	House #: R-22 North Point Banglows Sec-11-K Street: Area: North Karachi Nearest Land Mark: Near U P Mor City: Karachi	Syed Abbas Haider Shah CNIC: 42101-3772250-5	Syed Qutub Ali Shah	469	137	-	607	466	137	-	604
31-Dec-16	Salma Tayyab	House #: 28 St # 11 Dala Nagar Street: Area: Badami Bagh Nearest Land Mark: City: Lahore	Salma Tayyab CNIC: 35202-2381330-0	Javed Iqbal	467	136	-	602	466	136	-	602
31-Dec-16	Nazia Rasheed	House #: 31-D St # 2, Faiz 3 Area: Ghosha Ah Sabab Colony Nearest Land Mark: City: Peco Road Lahore	Nazia Rasheed CNIC: 35202-1776353-0	Rasheed Ahmed	468	257	-	725	466	257	-	723
31-Dec-16	Fawad Ahmed Siddiqui	House #: 891/16 Street: Area: 1St Floor F.B,Area Nearest Land Mark: Near Ubl Complex City: Karachi	Fawad Ahmed Siddiqui CNIC: 91506-0148925-5	Rais Ahmed Siddiqui	470	354	-	824	464	354	-	818
31-Dec-16	Mukhtar Ahmed	Flat # 201 Faqeer Mohammad Appt Plot#27/4 Street: Area: Chandio Village Punjab Colony Nearest Land Mark: City: Karachi	Mukhtar Ahmed CNIC: 41201-3390892-7	Mohammad Ishaque Mangi	464	196	-	660	464	196	-	660
31-Dec-16	Gulnaz Khan	House #: 137 Ifikhar Area: Samanabad Nearest Land Mark: Ptd Exchange Samanabad City: Lahore	Gulnaz Khan CNIC: 35202-8089470-0	Muhammad Tabarak Khan	470	384	-	854	463	384	-	847
31-Dec-16	Farah Arif	House #: 104/3 Phase-4, 11Th Commercial Street Street: Area: DHA Nearest Land Mark: Near Nisar Shaheed Park City: Karachi	Farah Arif CNIC: 42301-0992172-0	Arif Majeed	481	153	-	635	462	153	-	616
31-Dec-16	Waleed Murad Qureshi	House #: Street # 21 Street: Area: Mohallah Papular Nursery Nearest Land Mark: City: Gujranwala	Waleed Murad Qureshi CNIC: 34101-3763109-3	Murad Ali	461	150	-	612	461	150	-	612
31-Dec-16	Sadaqat Ali	House #: 795, Block #: D Street: 4, Area: Bedian Road, Cantt Nearest Land Mark: City: Lahore.	Sadaqat Ali CNIC: 35201-1571120-9	Ch.Muhammad Ali	462	295	-	757	461	295	-	756
31-Dec-16	Muhammad Dawood	House #: 1 Sardar House Sindh Madrasa Co Street: Area: Shahrah E Liaqat Nearest Land Mark: City: Karachi	Muhammad Dawood CNIC: 42201-8184743-1	Muhammad Ashraf	468	321	-	789	461	321	-	782
31-Dec-16	Muhammad Javed Iqbal	House #: 203-L Model Town Street: Area: Nearest Land Mark: Cit: Lahore	Muhammad Javed Iqbal CNIC: 35202-2919171-7	Muhammad Iqbal	476	108	-	584	460	108	-	568
31-Dec-16	Michael Ashfaq	Flat # 502 5Th Floor Hajaj Building Street: Area: Saddar Nearest Land Mark: Near Bohri Masjid City: Karachi	Michael Ashfaq CNIC: 42301-0257075-7	Mushtaq Masih	459	194	-	653	459	194	-	653
31-Dec-16	Muhammad Javaid Azhar	Quarter # 40/4 FG Wafaqi Colony Street: Area: Mohalla, Nearest Land Mark: City: Lahore	Muhammad Javaid Azhar CNIC: 35202-0582154-3	Siraj Din	458	201	-	660	458	201	-	660
31-Dec-16	Khanzada Yousuf Hassan Khan	House #: 23/1 19Th Floor Street Khye-lanzeem Street: Area: Phase-5 Dha Nearest Land Mark: Near Ideal Bakery City: Karachi	Khanzada Yousuf Hassan Khan CNIC: 35201-1558544-9	Abdul Hassan Khan	463	78	-	540	458	78	-	536

Contd.

Statement Of Written-off Loans

for the year ended December 31, 2016

Rupees in '000

Date	Party Name	Address	Name of the individuals / Partners/Directors (with C.N.I.C. No.)	Father's / Mother's / Husband Name	Outstanding Liabilities at beginning of year				Principal Written-off	Interest / Mark-up written-off	Other Financial Relief Provided	Total (9+10+11=12)
					Principal	Interest / Mark-up	Other	Total 5+6+7=8				
1	2		3	4	5	6	7	8	9	10	11	12
Write Off of Rs. 500,000 and above												
31-Dec-16	Asim Raza	House # : 38 Ariya Nagar Street : Area : Poonch Road Samanabad Nearest Land Mark : City : Lahore	Asim Raza CNIC : 37405-0649059-1	Abdul Waheed	458	184	-	641	457	184	-	641
31-Dec-16	Syed Nade Ali Zaidi	House # : A-296 Manazir Street : House Area : R C H S -2 Rizvia Coprative Ho Nearest Land Mark : Kiran Hospital City : Karachi	Syed Nade Ali Zaidi CNIC : 42201-0844238-9	Syed Olad Hussain	455	203	-	658	455	203	-	658
31-Dec-16	Syed Muhammad Asif Ejaz	Flat No : S-F-1 Sea View Apartment Block 70 Street : Area : Dha Phase 5 Nearest Land Mark : Near Mc Downeld City : Karachi	Syed Muhammad Asif Ejaz CNIC : 42301-4673042-1	Syed Muhammad Ejaz	455	94	-	549	455	94	-	549
31-Dec-16	Syed Mohammed Ali	Flat # : 3 Block # : Sana Comfort 1st Floor 13 D-2 Street : Area : Gulshan-e-iqbal Nearest Land Mark : City : Karachi	Syed Mohammed Ali CNIC : 42201-6163599-9	Syed Hamza	455	228	-	683	455	228	-	683
31-Dec-16	Qaiser Farooq	House # : 213 (H2) Joher Town Street : Area : Nearest Land Mark : City : Lahore	Qaiser Farooq CNIC : 36601-0183014-9	Abdul Majeed	450	129	-	579	450	129	-	579
31-Dec-16	Arshad Mehmood	Kpt Building Flat-HK-295 Blk-11 Street : Area : Keemari Nearest Land Mark : City : Karachi	Arshad Mehmood CNIC : 42401-1557700-3	Muhammad Irfan	450	250	-	701	450	250	-	700
31-Dec-16	Umer Khalil	House # : 69 Block # : V Street : Area : Phase II Dha Nearest Land Mark : City : Lahore	Umer Khalil CNIC : 35201-1370848-7	Mian Khalil Ur Rehman	449	254	-	703	449	254	-	703
31-Dec-16	Sajjad Ahmed	House # : H 331 Block # : K-III Street : Pha Lawrence Road Area : Wapda Town Nearest Land Mark : City : Lahore	Sajjad Ahmed CNIC : 35202-2986125-5	Ch Gulam Rasool	450	273	-	723	449	273	-	721
31-Dec-16	Mustafa Hussain	Flat # C-403 4Th Floor Billys Paradise Ph-2 Street : Area : Gulistan-e-johar Blk 17 Nearest Land Mark : City : Karachi	Mustafa Hussain CNIC : 42201-3040371-1	Sajid Hussain	448	101	-	549	448	101	-	549
31-Dec-16	Asad Imam	House # : A-34 Block # : 15 Street : Area : Gulistan-e-johar Nearest Land Mark : Near Continental Bakery City : Karachi	Asad Imam CNIC : 42201-3708130-5	Mazhar Imam Hussain	447	309	-	756	447	309	-	756
31-Dec-16	Ibtesam Abbas Rizvi	House # : A-17 Scheme-33 Poineer Cortage Mosm Street : Area : Gulshan-e-iqbal Nearest Land Mark : City : Karachi	Ibtesam Abbas Rizvi CNIC : 42501-5013991-2	Imran Arif	446	249	-	695	446	249	-	695
31-Dec-16	Shamim Pervez	House # : 7-A St 7C Nr Tariq Medical & Cable Netwo Street : Area : Youhanabad Samnri Road Nearest Land Mark : City : Lahore	Shamim Pervez CNIC : 35202-8625742-8	Pervez Masih	445	314	-	759	444	314	-	758
31-Dec-16	Faheem Anjum	House # : 25 St # 25 Sultan Mehmood Rd Street : Area : Bijli Ghar Shalimar Town Nearest Land Mark : City : Lahore Cantt	Faheem Anjum CNIC : 35201-1683198-5	Allah Ditta Khokhar	444	92	-	536	444	92	-	536
31-Dec-16	Muhammad Haroon	Haroon Motors, 40 Area : Waris Road Nearest Land Mark : Opp Nirala Sweet Factory City : Lahore	Muhammad Haroon CNIC : 35201-2428081-3	Munir Ahmed	445	153	-	598	444	153	-	596
31-Dec-16	Mohammad Amir Masood Khan	House # : 85 Block # : J Ph#1 Street : Area : Dha Nearest Land Mark : City : Lahore	Mohammad Amir Masood Khan CNIC : 35201-3592967-3	Mohammad Masood Khan	445	129	-	573	442	129	-	570
31-Dec-16	Adnan Akbar	House # : 46 Block # : G5 Street : Wapda Town Area : Nearest Land Mark : City : Lahore	Adnan Akbar CNIC : 35200-1570604-9	Muhammad Akbar Khan	441	85	-	526	440	85	-	525
31-Dec-16	Muhammad Yousaf	House # : 17 Block # : St # 32 Muhammadi Square Street : Area : Nisbat Road Gawalmandi Nearest Land Mark: City: Lahore	Muhammad Yousaf CNIC : 35202-2516683-7	Muhammad Allauddin	440	188	-	627	440	188	-	627
31-Dec-16	Samar Pervaiz	House # : 140/7 Block # : C Canal City Rail Town Street : Area : Mullan Road Nr Erme Society Nearest Land Mark : City : Lahore	Samar Pervaiz CNIC : 35202-2330155-5	Pervaiz Ahmed	439	137	-	576	439	137	-	576
31-Dec-16	Shabana Ayaz	House # : 248 B Street : 32 Area : F-10/1 Nearest Land Mark : City : Islamabad	Shabana Ayaz CNIC : 61101-9138179-6	Muhammad Ayaz	444	224	-	669	439	224	-	664

Contd.

Statement Of Written-off Loans

for the year ended December 31, 2016

Rupees in '000

Date	Party Name	Address	Name of the individuals / Partners/Directors (with C.N.I.C. No.)	Father's / Mother's / Husband Name	Outstanding Liabilities at beginning of year				Principal Written-off	Interest / Mark-up written-off	Other Financial Relief Provided	Total (9+10+11=12)
					Principal	Interest / Mark-up	Other	Total 5+6+7=8				
1	2		3	4	5	6	7	8	9	10	11	12
Write Off of Rs. 500,000 and above												
31-Dec-16	Mehmood Ahmad	House #: Haveli Haji Abdul Haq Nr Ali Mrtaza Street : Area : Masjid Meu Osama Park Nishter Nearest Land Mark : City : Colony 18 Km Ferozepur Rd Lahore	Mehmood Ahmad CNIC : 33100-0387122-1	Maqbool Ahmad	439	88	-	527	439	88	-	527
31-Dec-16	Zaheer Ahmed	House #: 16 St #: 18/3, Baghbanpura Street : Area : Dilshad Street Shalimar Town Nearest Land Mark : City : Lahore	Zaheer Ahmed CNIC : 35202-2190552-3	Nazir Ahmed	439	100	-	538	439	100	-	538
31-Dec-16	Safdar Ali Malik	House #: 48-S-28 Ifikhar Street Nadeem Shaheed Street : Area : Samanabad Nearest Land Mark : City: Lahore	Safdar Ali Malik CNIC : 35202-5369536-5	Safdar Mohammad	441	237	-	678	438	237	-	675
31-Dec-16	Imran Khan	House #: 824 Sector L-1, Street : Area : Surjani Town Nearest Land Mark : Near Dhakka Sweets City : Karachi	Imran Khan CNIC : 42101-7713647-3	Rafiq Hussain	438	254	-	692	437	254	-	692
31-Dec-16	Ali Ahmed	House #: H-39 / 8 Area-H Street : Malir Area : Colony Nearest Land Mark : Liaquat Market City : Karachi	Ali Ahmed CNIC : 42201-8799198-3	Aleem Uddin Late	436	345	-	781	436	345	-	781
31-Dec-16	Anees Uddin Ahmed	House #: 1 Sira Atta Muhammad Street : Area : 142 Allama Iqbal Road Nearest Land Mark : City : Dharam Pura Lahore	Anees Uddin Ahmed CNIC : 35201-1482852-9	Sheikh Azeem Uddin	434	159	-	593	434	159	-	593
31-Dec-16	Mubashir Hussain	House #: 43 Block #: H2 Street: Area: P E C H S Nearest Land Mark : Opp Ubl Bank City : Karachi	Mubashir Hussain CNIC : 42201-2350480-1	Munawar Hussain	444	211	-	655	433	211	-	644
31-Dec-16	Zia Ahmed	House #: A-637 Sec-11-A Street : Area : North Karachi Nearest Land Mark : City : Karachi	Zia Ahmed CNIC : 42101-7817677-5	Rafiq Ahmed	432	183	-	615	432	183	-	615
31-Dec-16	Naveed Sadiq Alvi	House #: 04 Qutab Road Street : Area : Nr Data Dardar Hospital Nearest Land Mark : City : Lahore	Naveed Sadiq Alvi CNIC : 35202-4817623-1	M Sadiq Ali Alvi	443	200	-	643	431	200	-	631
31-Dec-16	Zafar Adil	House #: A-578 Block #: J Street : Area : North Nazimabad Nearest Land Mark : Masjid -E-batha City : Karachi	Zafar Adil CNIC : 42201-2887533-1	Muhammad Adil	431	87	-	518	431	87	-	518
31-Dec-16	Sheeraz Ahmed	House #: R-30 / B Block #: White House Bunglows Scheme-33 Street : Area : Gulshan-e-igbal Nearest Land Mark : City : Karachi	Sheeraz Ahmed CNIC : 42101-1408639-3	Mazhar Ahmed Hashimi	431	224	-	655	431	224	-	655
31-Dec-16	Shamsher Ali Khan	House #: 10 Block Iqbal Block Street : Area : PNS Karsaz Nearest Land Mark : City : Karachi	Shamsher Ali Khan CNIC : 42301-5420230-7	Muhammad Yar Khan	440	241	-	681	431	241	-	672
31-Dec-16	Muhammad Waqas	House #: 105 Muhalah Block #: Anwar Town Nr Hassan Town Street : Area : Mullan Road Nearest Land Mark : City : Lahore	Muhammad Waqas CNIC : 35202-2945747-7	Muhammad Jahangir	433	82	-	515	430	82	-	512
31-Dec-16	Sobia Arshad	House #: 4 St # 2 Jahlara Chowk Shahdara Street : Area : Town Near Comrade Model School Nearest Land Mark : City : Muslim Park Lahore	Sobia Arshad CNIC : 35202-2223313-0	Arshad Ali	430	194	-	624	430	194	-	624
31-Dec-16	Adnan Khalid	Flat-A-419 4Th Floor, Sarina Tower Street : Area : North Naz Town, Sec 15-A-1 Nearest Land Mark : Sarena Market City : Karachi	Adnan Khalid CNIC : 42101-2354765-5	Muhammad Khalid	430	129	-	559	430	129	-	559
31-Dec-16	Muhammad Tahir Sheikh	Flat # 8 2nd Floor Gulshan Homes Moon M Street : Area : Gulshan E Ravi Nearest Land Mark : City : Lahore	Muhammad Tahir Sheikh CNIC : 35202-2765047-3	Sheikh Muhammad Saddique	445	187	-	632	429	187	-	616
31-Dec-16	Sana Mohiuddin Akhter Qadri	House #: 408 Eden Lane B Villas Street : Area : Nr Khabane Ameen Defence Road Nearest Land Mark : City : Lahore	Sana Mohiuddin Akhter Qadri CNIC : 32202-3101728-1	Khalifa Meherdin Qadri	429	203	-	632	429	203	-	632
31-Dec-16	Muhammad Ayub	House #: 127 / 5 Block #: Saudabad Street : Area : Malir Colony Nearest Land Mark : City : Karachi	Muhammad Ayub CNIC : 42201-7601817-7	Muhammad Haroon	429	307	-	736	429	307	-	736
31-Dec-16	Muhammad Adnan	House#: 65/127 K-area Korangi Street : Area : Nearest Land Mark: City: Karachi	Muhammad Adnan CNIC : 42401-4068813-1	Babu Khan	429	165	-	594	429	165	-	594

Contd.

Statement Of Written-off Loans

for the year ended December 31, 2016

Rupees in '000

Date	Party Name	Address	Name of the individuals / Partners/Directors (with C.N.I.C. No.)	Father's / Mother's / Husband Name	Outstanding Liabilities at beginning of year				Principal Written-off	Interest / Mark-up written-off	Other Financial Relief Provided	Total (9+10+11=12)
					Principal	Interest / Mark-up	Other	Total 5+6+7=8				
1	2		3	4	5	6	7	8	9	10	11	12
Write Off of Rs. 500,000 and above												
31-Dec-16	Qasim Idress	House #: 158 A Street : Area : PCSIR II Nearest Land Mark : Shokat Khanam City : Lahore	Qasim Idress CNIC : 35202-0291406-9	M Idress Siddique	428	123	-	551	427	123	-	550
31-Dec-16	Malik Khurshid Ahmed	House #: 1035 Block #: E1 Street : Area : Johar Town, Near Lgs School, Nearest Land Mark : City : Lahore	Malik Khurshid Ahmed CNIC : 35202-6843881-1	Malik Nazir Ahmed	424	104	-	528	424	104	-	528
31-Dec-16	Tahir Ali	Flat # 224/B Block #: N Street : Area : Model Town Ext Opp Faisal Town Nearest Land Mark: City: Lahore	Tahir Ali CNIC : 35202-3389011-7	Mumtaz Hussain	424	296	-	720	424	296	-	719
31-Dec-16	Imran	House #: 423 Sec-15-A-3 Street : Area : Buffer Zone Nearest Land Mark : Near Mehmoodia Masjid City : Karachi	Imran CNIC : 42301-2471420-7	Wasi Ahmed	423	214	-	637	423	214	-	637
31-Dec-16	Muhammad Nawaz	House #: 10 AII Street : Nr Govt Girls High School Kot Area : Shadra Nearest Land Mark : City : Lahore	Muhammad Nawaz CNIC : 35401-7948435-5	Muhammad Ashiq	422	290	-	712	422	290	-	712
31-Dec-16	Sadia Ammanuel	Room# 19 Nursing Hostel Kot Khawaja Sae Street : Area : Nr Bara Dari China Scheme # 2 Nearest Land Mark : City : Lahore	Sadia Ammanuel CNIC : 42000-1766531-0	Surraya	421	174	-	596	421	174	-	596
31-Dec-16	Abdul Majeed Shami	House #: Meh Centre Coca Cola Mor Street : Area : Rasool Park Mullan Road Nearest Land Mark : City : Lahore	Abdul Majeed Shami CNIC : 35202-2658097-1	Saeed Ahmed	419	136	-	555	419	136	-	555
31-Dec-16	Afrasiab	Flat # G-1 Marine Drive Apartment Blk-7 Street : Area : Clifton Nearest Land Mark : City : Karachi	Afrasiab CNIC : 42301-2424443-7	Ahmed Saleem Hashmi	419	158	-	577	418	158	-	576
31-Dec-16	Abid Iqbal	House #: 1-A Street No 3 Fatehabad Street : Area : Behind Wahdat Colony Nearest Land Mark: City: Lahore	Abid Iqbal CNIC : 34101-0524371-5	Muhammad Muslim	418	98	-	516	418	98	-	516
31-Dec-16	Atif Saeed	House #: 187 Upper Portion Street : Street 7 Area : Phase 5 Gulratz Nearest Land Mark : City : Rawalpindi	Atif Saeed CNIC : 61101-8483590-1	Allah Bukhsh	418	233	-	651	417	233	-	650
31-Dec-16	Robina	House #: 169 Block #: Str#25 Shah Noor Park Street : Area : Kot Khawaja Saeed, Nr Anmol Nearest Land Mark : City : Marriage Hall Lahore	Robina CNIC : 33301-6340962-0	Aslam Masih	418	140	-	557	417	140	-	557
31-Dec-16	Mushtaq Hussain	Flat # B - 1409 Arif Terrace Blk-13 Street : Area : Gulistan-e-johar Nearest Land Mark : City : Karachi	Mushtaq Hussain CNIC : 42101-4906297-3	Alaf Hussain	414	92	-	506	414	92	-	506
31-Dec-16	Chaudhry Abdul Islam	House #: F-6 Block #: CAA Colony Walton Airport Street : Area : Near Flying Club Nearest Land Mark : City : Lahore	Chaudhry Abdul Islam CNIC : 35201-1215347-3	Abdul Rasheed	413	96	-	508	413	96	-	508
31-Dec-16	Ghulam Murtaza Minhas	House #: 15 Block #: Kibriya Town Street : Area : Raiwind Road, Opp Total Pump Nearest Land Mark : City : Lahore	Ghulam Murtaza Minhas CNIC : 34502-1626689-1	Bashir Ahmed Minhas	412	142	-	555	411	142	-	553
31-Dec-16	Muhammad Saleem Shahzad	House #: 375-B St # E-1AL Rehman Garden Street : Area : Sharqpur Rd Begum Kot, Shadra Nearest Land Mark : City : Lahore	Muhammad Saleem Shahzad CNIC : 35404-2498477-7	Muhammad Aslam	413	192	-	606	410	192	-	603
31-Dec-16	Muhammad Farhan Khan	House #: 17 M Block #: B2 Civic Center International Street : Area : Model Town Nearest Land Mark : City : Lahore	Muhammad Farhan Khan CNIC : 36302-0479407-7	Muhammad Hashim Khan	409	123	-	532	408	123	-	532
31-Dec-16	Mirza Muhammad Rafi Khan	House #: F-3 Block #: 1St Floor Fazal Archade Street : Area : Bistaami Chowk Punch Road Nearest Land Mark: City: Lahore	Mirza Muhammad Rafi Khan CNIC : 38403-2250915-7	Muhammad Anwar	420	219	-	639	406	219	-	625
31-Dec-16	Sajid Mehmood	House #: 262/2 Block #: R Street : Area : Dha Cantt Nearest Land Mark : City : Lahore	Sajid Mehmood CNIC : 35201-1535716-9	Muhammad Yaqoob	412	205	-	617	406	205	-	611
31-Dec-16	Tanveer Bilal	House #: 96 Block #: D Street : Area : Faisal Town Nearest Land Mark: City: Lahore	Tanveer Bilal CNIC : 42101-3055884-3	Muhammad Bilal	407	121	-	528	406	121	-	527
31-Dec-16	Rasheed Ahmed Khan	House #: R-51 Salman Garden Street : Area : Malir City Nearest Land Mark : City : Karachi	Rasheed Ahmed Khan CNIC : 42501-6459387-3	Haji Muhammad Idris Khan	404	148	-	552	404	148	-	552

Contd.

Statement Of Written-off Loans

for the year ended December 31, 2016

Rupees in '000

Date	Party Name	Address	Name of the individuals / Partners/Directors (with C.N.I.C. No.)	Father's / Mother's / Husband Name	Outstanding Liabilities at beginning of year				Principal Written-off	Interest / Markup written-off	Other Financial Relief Provided	Total (9+10+11=12)	
					Principal	Interest / Markup	Other	Total 5+6+7=8					
1	2		3		4	5	6	7	8	9	10	11	12
Write Off of Rs. 500,000 and above													
31-Dec-16	Rebecca Akram	House #: Pd-545/552, Mohalla Abbasi Abad, Street: Area: Pindora Nearest Land Mark: Near Rawala Cot Hazara Store City: Rawalpindi	Rebecca Akram CNIC: 38403-7911103-2	Nasir Masih		402	147	-	549	402	147	-	549
31-Dec-16	Kekhshah Shafqat Jaffari	House #: 18 Block #: St # 1 Salamat Pura Street: Area: Liqat Abad Model Town Nearest Land Mark: City: Lahore	Kekhshah Shafqat Jaffari CNIC: 35202-2571185-2	Muhammad Hafeez		401	275	-	676	400	275	-	675
31-Dec-16	Mumtaz Nasreen	House #: 6B Block #: Sharief Town Main Niaz Street: Area: Baig Road Thokar Nearest Land Mark: City: Lahore	Mumtaz Nasreen CNIC: 35202-6550235-8	Arshad Masih		412	133	-	545	400	133	-	533
31-Dec-16	Syed Muhammad Ali	House #: R-512 Sec-15-A / 4 Baffar Zone Street: Area: North Nazimabad Nearest Land Mark: City: Karachi	Syed Muhammad Ali CNIC: 42101-0213426-5	Syed Mehboob Ali		400	143	-	543	400	143	-	543
31-Dec-16	Ghulam Qadir	Flat #: 755 Block #: 40 A Street: Pia Town Area: Ship Nearest Land Mark: City: Karachi	Ghulam Qadir CNIC: 41409-5416988-9	Misri Khan		399	239	-	638	399	239	-	638
31-Dec-16	Asim Ghulam Rasool	House #: 5 Farooq St Tanvir Abad Street: Area: Bazar Main Taj Pura Rd Nearest Land Mark: City: Naya Puli Mughal Pura, Lahore	Asim Ghulam Rasool CNIC: 35202-1144015-7	Ghulam Rasool		399	173	-	572	399	173	-	572
31-Dec-16	Rahat Hussain	House #: A-76 Block #: 15 Street: Area: F B Area Nearest Land Mark: Madina Masjid City: Karachi	Rahat Hussain CNIC: 42101-4268536-3	Mehmood Hussain		401	185	-	586	397	185	-	583
31-Dec-16	Serosh Nasir	House #: A-9 Hamdani Street No 2 Super Town Street: Area: Defence Mor Nearest Land Mark: City: Lahore	Serosh Nasir CNIC: 61101-8885646-3	Nasir Latif		397	140	-	537	397	140	-	537
31-Dec-16	Muhammad Arif Malik	House #: 10 Block #: St 28 Street: Area: Qila Gujjar Singh Bazar Nearest Land Mark: City: Nr Ghosia Masjid Lahore	Muhammad Arif Malik CNIC: 35202-2767789-3	Malik Muhammad Sharif		396	214	-	610	396	214	-	610
31-Dec-16	Nadia Naveed	House #: CA 25/1 Street: Area: Chistiabad Pindora Saidpur Roa Nearest Land Mark: City: Rawalpindi	Nadia Naveed CNIC: 61101-1496810-2	Naveed Sharif Butt		396	228	-	624	395	228	-	623
31-Dec-16	Mohammad Mansha	House #: 1 Street # 3 Bhatta Pind Street: Area: Kot Bagh Ali Main Bazar 23 K,M Nearest Land Mark: City: Raiwind Road Lahore	Mohammad Mansha CNIC: 35303-2057911-3	Mohammad Yaqoob		392	208	-	600	392	208	-	600
31-Dec-16	Shaheen Iqbal	Flat #: C-105 Gulshan-e-shamim Commercial-2 Street: Area: Yaseenabad F B Area Nearest Land Mark: Shamim Hall City: Karachi	Shaheen Iqbal CNIC: 42101-3995012-9	Misbah Ul Haq Nadeem		397	167	-	563	391	167	-	558
31-Dec-16	Mohammad Shahbaz	House #: 3-A Street: Aashiq Street Area: Ali Alam Garden Tulspura Nearest Land Mark: Behind Lhr Medical & Dental C City: Lahore	Mohammad Shahbaz CNIC: 91509-0138033-5	Abdul Sattar		391	129	-	520	391	129	-	520
31-Dec-16	Sumaira Muhammad	House #: 254 Street: 32 Area: Bahadur Pura, Liaqatbad Nearest Land Mark: City: Kot Lakhpat Lahore	Sumaira Muhammad CNIC: 35202-2824993-8	Umar Din		391	265	-	656	391	265	-	656
31-Dec-16	Muhammad Usman Jahangir	House #: B O Q No 8 Pn Street: Central Mass Area: Nore 1 Nearest Land Mark: M T Khan Road Karachi City: Karachi (03006381694)	Muhammad Usman Jahangir CNIC: 36302-3374492-3	Muhammad Jahangir		401	225	-	626	391	225	-	616
31-Dec-16	Fawad Anwar	Flat #: C/ 34 Block #: B 3Rd Floor Ruffi Center Block- 13-D-1 Street: Area: Gulshan-e-iqbal Nearest Land Mark: City: Karachi	Fawad Anwar CNIC: 42201-4586636-3	Muhammad Saleem Qureshi		390	217	-	608	390	217	-	608
31-Dec-16	Muhammad Usman Khan	House #: 465, Street: St # 8, Area: G-10/1, Nearest Land Mark: City: Islamabad	Muhammad Usman Khan CNIC: 61101-5338757-7	Ishrat Ullah Khan		390	127	-	516	390	127	-	516
31-Dec-16	Muhammed Tanveer	House #: 214 Street: St No 9C Area: Rafique Abad, Shamasabad Nearest Land Mark: Near Zeenat Ul Islam Masjid City: Rawalpindi	Muhammed Tanveer CNIC: 37405-0272300-7	Muhammed Hanif		390	231	-	621	388	231	-	619

Contd.

Statement Of Written-off Loans

for the year ended December 31, 2016

Rupees in '000

Date	Party Name	Address	Name of the individuals / Partners/Directors (with C.N.I.C. No.)	Father's / Mother's / Husband Name	Outstanding Liabilities at beginning of year				Principal Written-off	Interest / Mark-up written-off	Other Financial Relief Provided	Total (9+10+11=12)
					Principal	Interest / Mark-up	Other	Total 5+6+7=8				
1	2		3	4	5	6	7	8	9	10	11	12
Write Off of Rs. 500,000 and above												
31-Dec-16	Adnan Qureshi	House # : 378 Block # : Sector 4 Street : 8 Area : Aechs Gulzar E Quaid Nearest Land Mark : City : Rawalpindi	Adnan Qureshi CNIC : 37405-7034077-5	Anwar Ullah Qureshi	388	200	-	588	388	200	-	588
31-Dec-16	Muhammad Hamayun	House # : 638 Saghar Road Street : Sardar Bazar Area : Cantt Nearest Land Mark : City : Lahore	Muhammad Hamayun CNIC : 35201-5416169-3	Sultan Ahmed	390	206	-	596	387	206	-	593
31-Dec-16	Rizwan Waheed	House # : NE 896 Mohalla Awan Abad Street : Area: Hafeez Road Nearest Land Mark: Near Sir Syed Chowk City : Rawalpindi	Rizwan Waheed CNIC : 31104-3000043-5	Abdul Waheed Nasir	388	188	-	576	386	188	-	574
31-Dec-16	Ather Mohammad Shoukat	Flat No : G104 Block # : G Ruffi Lack Drive Street : Area : Gulistan-e-johar Nearest Land Mark : Perfume Chowk City : Karachi	Ather Mohammad Shoukat CNIC : 42000-2152754-1	Shoukat Ali	386	178	-	564	385	178	-	563
31-Dec-16	Nasir Rauf Malik	House # : 362 St#2 Jahangeer Park Street : Area : Shahdara Town Nearest Land Mark : City : Lahore	Nasir Rauf Malik CNIC : 35201-7662135-7	A Rauf Malik	381	134	-	515	381	134	-	515
31-Dec-16	Easter Peter John	House # : Flat # 2 Block # : 6 Huma Block Street : Area : Allama Iqbal Town Nearest Land Mark : City : Lahore	Easter Peter John CNIC : 35202-6593686-0	Auston Masih	380	143	-	523	380	143	-	523
31-Dec-16	Junaid Farooq	House # : 23/12 M-5 Alpain Street Muhallah Cavalr Street : Area : Sheraz Villas Road Nearest Land Mark : City : Cantt Lahore	Junaid Farooq CNIC : 35202-2605302-3	Abdul Sattar	382	123	-	505	380	123	-	504
31-Dec-16	Adnan Rasool	House # : 478 G Street : Area : Johar Town Nearest Land Mark : City : Lahore	Adnan Rasool CNIC : 33100-7661305-3	Faiz Rasool Khan	384	159	-	543	380	159	-	539
31-Dec-16	Mahmood Shoukat	House # : 16/1 St # 04 Street : Area : Al Habib Park Bilal Gunj Nearest Land Mark : City : Lahore	Mahmood Shoukat CNIC : 35202-2486889-7	Shoukat Ali Sarwari	380	254	-	633	380	254	-	633
31-Dec-16	Majid Raza	House # : K-43 Phase-2 Defence View Street : Area : DHA Nearest Land Mark : Near Iqra University City : Karachi	Majid Raza CNIC : 42101-1131527-3	Wadood Raza	378	223	-	601	377	223	-	601
31-Dec-16	Syed Ahsan Ali	Flat # : C-2 Rabia Garden Block-17 Street : Gulistan Area : -E-johar Nearest Land Mark : City : Karachi	Syed Ahsan Ali CNIC : 42201-8040114-7	Syed Aal Ali	375	231	-	606	375	231	-	606
31-Dec-16	Zaheer Haider	House # : M.O.Q N-10 Rangers Officers Colony Street : Area : Punjab Rangers Head Quarters Nearest Land Mark : Zarar Shaheed Road City : Lahore Cantt	Zaheer Haider CNIC : 37405-4920063-5	Mohammad Akram	375	252	-	628	375	252	-	628
31-Dec-16	Mubashar Ali	House # : 297-B, Patraugan Inside Bhatti Gate Street : Area : Nearest Land Mark : City : Lahore	Mubashar Ali CNIC : 35202-7688791-7	Arif Hussain	375	219	-	594	375	219	-	594
31-Dec-16	Adil Jamil	House # : 3H5/25 Block # : 3 Street : Area : Nazimabad Nearest Land Mark : Gole Market City : Karachi	Adil Jamil CNIC : 42101-7820098-1	Shaikh Jamil Hussain Late	375	219	-	594	375	219	-	594
31-Dec-16	Fahad Riaz	House # : 325 Street : Street# 45 Area : Margala Town, Phase-2 Nearest Land Mark : City : Islamabad	Fahad Riaz CNIC : 37404-3151292-7	Riaz Ahmed	375	149	-	523	375	149	-	523
31-Dec-16	Ghulam Mustafa Chandio	House # : L-5-26-A, Bakshal Village Street : Area : Gizri Road, Nearest Land Mark : Near Gosia Jama Masjid City : Karachi	Ghulam Mustafa Chandio CNIC : 42301-2465346-1	Abdul Haleem Chandio	375	196	-	570	375	196	-	570
31-Dec-16	Fawad Khalid	House # : 348 St # 183 Phase-1 Street : Area : DHA Nearest Land Mark : City : Lahore	Fawad Khalid CNIC : 35201-6252521-5	Khalid Mehmood Bhatti	376	293	-	669	374	293	-	667
31-Dec-16	Muhammad Kamran	House # : DD-287/43 Near Bahara Dawakhana Street : Shareef Cng Street Area : Shamsabad Murree Road Nearest Land Mark : City : Rawalpindi	Muhammad Kamran CNIC : 13503-0659789-7	Muhammad Pervaiz	375	209	-	584	374	209	-	583

Contd.

Statement Of Written-off Loans

for the year ended December 31, 2016

Rupees in '000

Date	Party Name	Address	Name of the individuals / Partners/Directors (with C.N.I.C. No.)	Father's / Mother's / Husband Name	Outstanding Liabilities at beginning of year				Principal Written-off	Interest / Mark-up written-off	Other Financial Relief Provided	Total (9+10+11=12)
					Principal	Interest / Mark-up	Other	Total 5+6+7=8				
1	2		3	4	5	6	7	8	9	10	11	12
Write Off of Rs. 500,000 and above												
31-Dec-16	Mohammad Faisal	Flat #: 304 3Rd Floor Street : Naseem Appt Np4/28 Imran Raza Ali Street Area : Kharadar Nearest Land Mark : Kakri Ground City : Karachi	Mohammad Faisal CNIC : 42301-9579356-1	Muhammad Farooq Late	374	283	-	657	374	283	-	657
31-Dec-16	Urooj Waqas	House #: 101 Block 9-B1 Street : Area : Township Nearest Land Mark : City : Lahore	Urooj Waqas CNIC : 42101-8301067-0	Syed Waqas Fazil	373	142	-	514	373	142	-	514
31-Dec-16	Abdul Karim Khan	Flat #: B-001 Block #: B Madina Blessing Street : Area : Gulshan-e-iqbal Nearest Land Mark : K D A Flats City : Karachi	Abdul Karim Khan CNIC : 42101-8714363-3	Abdul Hafeez Khan	372	233	-	605	372	233	-	605
31-Dec-16	Jahangir Murtaza	House #: 16-E St # 10 Street : Area : Fateh Road, Lahore Nearest Land Mark : City : Nr Go.VI Gulberg High School	Jahangir Murtaza CNIC : 35201-2038569-1	Ghulam Murtaza	372	336	-	709	372	336	-	708
31-Dec-16	Mohammad Zahid	House #: Abadi Meer Muzaffar Wali Street : Jinnah Road Area : Moh, Baghban Pura Nearest Land Mark : City : Gujranwala	Mohammad Zahid CNIC : 34101-2523156-1	Bashir Ahmed	371	201	-	572	369	201	-	570
31-Dec-16	Syed Muhammad Abbas	House #: 99 Front Side Street : St 5 Area : Mpchs Society, E-11 Nearest Land Mark : Near Golra City : Islamabad	Syed Muhammad Abbas CNIC : 61101-7276749-1	Syed Shafaat Ali Shah	367	252	-	619	366	252	-	618
31-Dec-16	Muhammad Tahir Butt	House #: 220 B Street : Area : Taj Pura Scheme Ghaziabad Nearest Land Mark : City : Lahore	Muhammad Tahir Butt CNIC : 35201-9590213-3	Javed Raza	366	213	-	579	366	213	-	579
31-Dec-16	Muhammad Jawad Akmal	House #: CB 2574 Street : Area : Gulshan-e-zaheer Colony Nearest Land Mark : Tubewell Street Tench Bhatta City : Rawalpindi	Muhammad Jawad Akmal CNIC : 37405-3188051-3	Muhammad Akmal Khan	366	161	-	527	364	161	-	525
31-Dec-16	Omer Raza	House #: 79 Block #: B Street : Mateen Evernew Area : Butt Chowk College Road Nearest Land Mark : City : Town Ship Lahore	Omer Raza CNIC : 35202-2365887-1	Qamar Raza	362	227	-	589	362	227	-	589
31-Dec-16	Zeeshan Anjum	Apartment #: 510 Block #: I Street : Area : Parliament Lodges Nearest Land Mark : City : Islamabad	Zeeshan Anjum CNIC : 13302-0379829-5	Tahir Anjum	361	174	-	535	361	174	-	535
31-Dec-16	Kamran John	House #: 318 Block #: St 07 Street : F Block Area : Youhanabad Ferozpur Road Nearest Land Mark : City : Lahore	Kamran John CNIC : 35201-8520817-7	John Kenneth Sadiq	362	196	-	558	361	196	-	557
31-Dec-16	Bazair Khan	House #: Shahrail Block # : Quaid E Azam Street : Area : Road Kashmir Colony Cantt Nearest Land Mark : Near Gernal Estate, City : Gujranwala.	Bazair Khan CNIC : 34101-5415619-1	Mobin Khan	359	178	-	537	359	178	-	537
31-Dec-16	Asif Nawab	House #: Plot-19 Sec-B Flat-6 2Nd Floor Street : Area : Bhatti Colony Korangi Near Nearest Land Mark : Jinnah Foundation Bhatti Colon City : Karachi	Asif Nawab CNIC : 42201-8124411-5	Nawab Masih	359	177	-	536	357	177	-	534
31-Dec-16	William	House #: Plot-118 Block # : Sec- 39 / C Main Bazar St- Street : Area : Chirstan Town Korangi-1 Nearest Land Mark : City : Karachi	William CNIC : 42201-9856005-1	Manga	364	222	-	586	354	222	-	575
31-Dec-16	Ashiq Ali	Flat # 421 Block # : B13 P.L.O# FL/28 Bismah Avenue Street : Area : Gulistan-e-johar Nearest Land Mark : City : Karachi	Ashiq Ali CNIC : 45504-0542813-9	Mushtaq Ali Shaikh	353	199	-	552	353	199	-	552
31-Dec-16	Firasat Nadeem	House #: 103 Street : 25 Area : Bela Road, Sector G-10/1 Nearest Land Mark : City : Islamabad	Firasat Nadeem CNIC : 17301-5948519-9	Altaf Hussain	354	229	-	583	352	229	-	582
31-Dec-16	Syed Ehtisham Ali	House #: 31-B Block # : B Marghazar Colony Street : Area : Mullan Road Nearest Land Mark : City : Lahore	Syed Ehtisham Ali CNIC : 35202-4118130-9	Syed Nizam Ali	351	252	-	603	351	252	-	603

Contd.

Statement Of Written-off Loans

for the year ended December 31, 2016

Rupees in '000

Date	Party Name	Address	Name of the individuals / Partners/Directors (with C.N.I.C. No.)	Father's / Mother's / Husband Name	Outstanding Liabilities at beginning of year				Principal Written-off	Interest / Mark-up written-off	Other Financial Relief Provided	Total (9+10+11=12)
					Principal	Interest / Mark-up	Other	Total 5+6+7=8				
1	2		3	4	5	6	7	8	9	10	11	12
Write Off of Rs. 500,000 and above												
31-Dec-16	Kiran Younas	House # : (Yellow Gate) Opposite Galaxo Factory Adjacent Ali General Store Area : 18 Km Ferozpur Road Nearest Land Mark : City : Lahore	Kiran Younas CNIC : 61101-0355958-0	Younas Joseph	350	230	-	579	350	230	-	579
31-Dec-16	Muhammad Saleem Azmi	House # : A-71 Sector-A1 Street : Area : Garden City Gulshan-e-maymar Nearest Land Mark : City : Karachi	Muhammad Saleem Azmi CNIC : 42501-5418653-3	Mubarak Ali	349	191	-	540	349	191	-	540
31-Dec-16	Amir Ullah Khan	House : 308 Street : 101 Area : E-11/1 Nearest Land Mark : City : Islamabad	Amir Ullah Khan CNIC : 11101-6675962-3	Hidayat Ullah Khan	349	184	-	533	347	184	-	532
31-Dec-16	Muhammad Zafar Iqbal	House # : 3 Street : 3 Area : Nadeem Park Nearest Land Mark : City : Gulshan E Ravi Scheme Lahore	Muhammad Zafar Iqbal CNIC : 35202-8084490-3	Muhammad Sanwar	342	188	-	531	342	188	-	530
31-Dec-16	Muhammad Akmal	House # : 195 Block # : Ali Street : Area : Shakir Ali Road Nearest Land Mark : City : Ichhra Lahore	Muhammad Akmal CNIC : 31303-2391286-5	Muhammad Nawab Khan	342	237	-	579	342	237	-	579
31-Dec-16	Kashif Naeem	House # : 4/6 Block # : Iqbal St # 13 Street : Area : Shah Kamal Colony, Wahdat Road Nearest Land Mark : City : Nr Masjid Augaf Lahore	Kashif Naeem CNIC : 35403-4971114-5	Muhammad Sharif	342	262	-	604	342	262	-	604
31-Dec-16	Muhammad Shahzad	House # : 557 3-Sector # C1 Street : Area : Township Nearest Land Mark : City : Lahore	Muhammad Shahzad CNIC : 35202-3719906-1	Abdul Jabbar	342	263	-	605	342	263	-	605
31-Dec-16	Anjum Hameed	House # : 47 Block # : A Area : Near Canal Park Phase II Nearest Land Mark : City : Harbanspura Lahore	Anjum Hameed CNIC : 37405-0305738-7	Abdul Hameed	340	249	-	589	340	249	-	589
31-Dec-16	Tariq Hussain	House # : A-490 Block # : BLK-L Street : Area : North Nazimabad Nearest Land Mark : City : Karachi	Tariq Hussain CNIC : 37405-8414377-7	Muhammad Makhdoom Hussain	348	165	-	513	338	165	-	502
31-Dec-16	Asad Ali	House # : 42 Street : # 4 Nazim Abad Area : Taj Pura Shad Bagh Nearest Land Mark : City : (Ground Floor) Lahore	Asad Ali CNIC : 35202-9412144-1	Bahadar Hussain	338	199	-	537	337	199	-	537
31-Dec-16	Muhammad Khurshed Alam	House # : F 3 419-P Block # : P Street : Area : Landhi Nearest Land Mark : Jamia Masjid Faizan Altar City : Karachi	Muhammad Khurshed Alam CNIC : 42501-3047528-5	Jamal Uddin	331	175	-	506	330	175	-	505
31-Dec-16	Muhammad Usman Anwar	Room No : 24 2Nd Floor Street : Area : Mustafa Mansion F-10 Markaz Nearest Land Mark : City : Islamabad	Muhammad Usman Anwar CNIC : 33100-2254806-7	Muhammad Anwar Tahir	330	176	-	506	329	176	-	505
31-Dec-16	Anand Vinod	Flat # : 304 Block # : 3Rd Floor Street : Sawai Appt Area : Mansfield Street Sadler Nearest Land Mark : City : Karachi	Anand Vinod CNIC : 42301-5413166-1	Vinod Rai	325	185	-	509	325	185	-	509
31-Dec-16	Ramzan Ali Bana	Flat # C-11 Block # : E Ground Floor Al Noor Apartment Street : Area : Street N Nazimabad Hydri Nearest Land Mark : City : Karachi	Ramzan Ali Bana CNIC : 42301-5553406-5	Sher Ali Bana	325	203	-	528	324	203	-	527
31-Dec-16	Muhammad Haroon Surti	House # : N-1118 Sec-7B Street : Area : Sarjani Town Nearest Land Mark : City : Karachi	Muhammad Haroon Surti CNIC : 42401-1991682-9	Yaqoob Ahmed Surti	324	183	-	507	322	183	-	505
31-Dec-16	Muhammad Ijaz Ahmed	House # : 21 Rehman Park Street : Area : Gulberg-II, Nr Pepsi Factory Nearest Land Mark : City : Lahore	Muhammad Ijaz Ahmed CNIC : 35202-2576568-5	Fayyaz Ahmed Ch	322	189	-	511	318	189	-	507
31-Dec-16	Shamas Uz Zaman	House # : Block # : Khasra No 262 Street : Street No 10 Lehtrar Road Area : Khattak Hotel Khanna Pul Nearest Land Mark : Near Ali Trust College City : Islamabad	Shamas Uz Zaman CNIC : 37405-9117252-5	Khan Zaman	318	210	-	528	318	210	-	528
31-Dec-16	Muhammad Suhail Khan	House # : 733 And 734 Street : St2 Area : Chak Shahzad Town Nearest Land Mark : City : Islamabad	Muhammad Suhail Khan CNIC : 61101-6806207-3	Muhammad Khan	317	188	-	504	317	188	-	504
31-Dec-16	Jummo Sial	House # : C-1 Hub Staff Colony Hamdard Unive Street : Area : North Karachi Nearest Land Mark : City : Karachi	Jummo Sial CNIC : 42401-5910633-7	Hidayat Ullah	320	237	-	557	311	237	-	548

Contd.

Statement Of Written-off Loans

for the year ended December 31, 2016

Rupees in '000

Date	Party Name	Address	Name of the individuals / Partners/Directors (with C.N.I.C. No.)	Father's / Mother's / Husband Name	Outstanding Liabilities at beginning of year				Principal Written-off	Interest / Mark-up written-off	Other Financial Relief Provided	Total (9+10+11=12)
					Principal	Interest / Mark-up	Other	Total 5+6+7=8				
1	2		3	4	5	6	7	8	9	10	11	12
Write Off of Rs. 500,000 and above												
31-Dec-16	Altaf Hussain	House #: 346/6 Hamza Street Street : Area : Qanchi Amer Sidhu Nearest Land Mark : City : Gulistan Colony Lahore	Altaf Hussain CNIC : 31102-7145768-3	Mushtaq Ahmed	306	261	-	567	306	261	-	567
31-Dec-16	Mohammad Bilal Asghar	House #: 5 Ameer Park Street : D.C Area : Road Nearest Land Mark : City : Gujranwala	Mohammad Bilal Asghar CNIC : 34402-0307475-9	Ghazanfar Ali	302	204	-	506	302	204	-	506
31-Dec-16	Azra Parveen	House #: 589 Block #: 3 Street : Area : Sector A-II, Township Nearest Land Mark : City : Lahore	Azra Parveen CNIC : 35202-6948029-8	Saif Ullah Bajwa	298	225	-	523	298	225	-	523
31-Dec-16	Muhammad Saleem Khan	House #: A / 12 Street-I Zafer Town Street : Area : Landhi Nearest Land Mark : City : Karachi	Muhammad Saleem Khan CNIC : 42501-1416739-9	Hukamdad Khan	294	208	-	501	294	208	-	501
31-Dec-16	Maryam Mastoor Anwar	House #: 200 C Street : 5 Area : Cavlary Ground Nearest Land Mark : City : Lahore	Maryam Mastoor Anwar CNIC : 35202-2597519-0	Muhammad Anwar	293	214	-	507	293	214	-	507
31-Dec-16	Rizwan Ahmed	House #: 1729A Block #: 1 Street : Metrovill Iii Area : Gulshan E Iqbal Nearest Land Mark : City : Karachi	Rizwan Ahmed CNIC : 42101-3048119-9	Ghulam Rasool Jidar	293	217	-	509	293	217	-	509
31-Dec-16	Shabbir Ahmed Malik	House #: 07 Street # 02 Naveed Park Gulshan Par Street : Area : Lal Puli Mughalpura Nearest Land Mark : City : Near Mian Aslam Builders Lahore	Shabbir Ahmed Malik CNIC : 35201-0767994-1	Malik Muhammad Nazir	293	216	-	509	293	216	-	509
31-Dec-16	Sharjeela Khaliq Ahmed	House #: 06 Phase 05 Street : 06 Area : Faisal Colony Nearest Land Mark : Gulshan E Khudadar Near Golra City : Islamabad	Sharjeela Khaliq Ahmed CNIC : 90309-1503546-2	Khaliq Ahmed Warsi	296	232	-	528	292	232	-	524
7-Nov-16	Shafiq Mustafa	House #: 26 Block #: Umer Street : Area : Sector-b, Bahria Town Nearest Land Mark : City : Lahore	Shafiq Mustafa CNIC : 37201-9810742-9	Ghulam Mustafa	618	488	-	1,106	162	488	-	649
7-Dec-16	Abdul Waseem Rauf	House #: 320-C Green City Main Street : Area : Barqi Road Lahore Cantt. Nearest Land Mark : City : Lahore	Abdul Waseem Rauf CNIC : 35201-1271618-9	Abdul Rauf	639	421	-	1,061	127	421	-	548
31-Dec-16	Mumtaz Alam	House #: 5/1506 Street : Area : Shah Faisal Nearest Land Mark: City: Karachi	Mumtaz Alam CNIC : 42000-0515896-7	Mohammad Ishaq	394	222	-	617	393	222	-	615
31-Dec-16	Muhammad Abid Chaudhary	House #: 157-C Punjab Cooperative Housing Soc Street : Area : Lahore Cantt Nearest Land Mark : City : Lahore	Muhammad Abid Chaudhary CNIC : 35202-5233539-3	Bashir Ahmed Chaudhry	1,792	1,071	-	2,863	1,792	1,071	-	2,863
31-Dec-16	Farhan Aftab	House #: SD-76 Falcon Complex Street : Area : Gulberg-III Nearest Land Mark : City : Lahore	Farhan Aftab CNIC : 35202-9398854-7	Aftab Iqbal	1,735	1,472	-	3,207	1,735	1,472	-	3,207
31-Dec-16	Haroon Rashid	House #: 29/2-1 Khayaban-e-momen Phase-05 Street : Area : DHA Nearest Land Mark : City : Karachi	Haroon Rashid CNIC : 91506-0137431-7	Mohd Abdul Rashid	1,699	973	-	2,672	1,699	973	-	2,672
31-Dec-16	Zeeshan Akram	House #: 251-C Street : Area : Gulshan-e-ravi Nearest Land Mark: City: Lahore	Zeeshan Akram CNIC : 35202-0635674-7	Muhammad Akram	1,500	942	-	2,442	1,500	942	-	2,442
31-Dec-16	Khalid Mahmood Minhas	House #: 130-B Gulshan Ravi Street : Area : Mullan Road Nearest Land Mark : City : Lahore	Khalid Mahmood Minhas CNIC : 35202-2254514-9	Mahmood Ahmed Minhas	1,497	1,602	-	3,098	1,497	1,602	-	3,098
31-Dec-16	Muhammad Akbar	House #: 200 Block #: A3 Street : Area : Ma Johar Town Nearest Land Mark : City : Lahore	Muhammad Akbar CNIC : 35202-0407164-1	Muhammad Sarwar	1,379	716	-	2,096	1,379	716	-	2,096
31-Dec-16	Muhammad Usman Khan	House #: 465 Street : St 8 Area : Sector G-10/1 Nearest Land Mark : City : Islamabad	Muhammad Usman Khan CNIC : 61101-5338757-7	Ishrat Ullah Khan	1,300	557	-	1,857	1,300	557	-	1,857
31-Dec-16	Yasir Khalid	House #: 334 H III Street : Area : Johar Town Nearest Land Mark: City: Lahore	Yasir Khalid CNIC : 35202-8672614-1	Khalid Mehmood	1,219	592	-	1,811	1,219	592	-	1,811

Contd.

Statement Of Written-off Loans

for the year ended December 31, 2016

Rupees in '000

Date	Party Name	Address	Name of the individuals / Partners/Directors (with C.N.I.C. No.)	Father's / Mother's / Husband Name	Outstanding Liabilities at beginning of year				Principal Written-off	Interest / Mark-up written-off	Other Financial Relief Provided	Total (9+10+11=12)
					Principal	Interest / Mark-up	Other	Total 5+6+7=8				
1	2		3	4	5	6	7	8	9	10	11	12
Write Off of Rs. 500,000 and above												
31-Dec-16	Irfan Jamil	House #: T-4-6 Florida Homes Street 33 Phase Street : Area : DHA Nearest Land Mark : City : Karachi	Irfan Jamil CNIC : 42301-4840794-1	Muhammad Suleman	1,182	323	-	1,504	1,182	323	-	1,504
31-Dec-16	Muhammad Anjum Iqbal	House #: Officer Res A-3 Vertual University Nr Head Off Street : Area : Raiwind Rd Nr Comsat Universit Nearest Land Mark : City : Lahore	Muhammad Anjum Iqbal CNIC : 35202-9792041-1	Muhammad Akram Ul Haq	1,181	386	-	1,567	1,181	386	-	1,567
31-Dec-16	Haris Hamid	House #: E-26/5 Jahangir Road East Street : Area : Jhangir Road Nearest Land Mark : Near Police Station City : Karachi	Haris Hamid CNIC : 42201-5799325-1	Abdul Hamid	1,079	651	-	1,730	1,079	651	-	1,730
31-Dec-16	Prince Salman Ali Khan	House #: 82 Hunza House Street : Area : Margalla Road, Sector F-6/2 Nearest Land Mark : City : Islamabad	Prince Salman Ali Khan CNIC : 61101-6082576-5	Mir Ghazanfar Ali Khan	1,038	952	-	1,990	1,038	952	-	1,990
31-Dec-16	Faisal Abidi	House #: 254 Street : 67 Area : F-11/1 Nearest Land Mark : City : Islamabad	Faisal Abidi CNIC : 42301-8233073-7	Rahat Hussain Abidi	1,022	447	-	1,469	1,022	447	-	1,469
31-Dec-16	Ali Ansar	House #: B-189 Block #: D Street : Area : North Nazimabad Nearest Land Mark : Near Dakhana Hyderi City : Karachi	Ali Ansar CNIC : 42101-0817354-3	Syed Munsif Abbas	1,000	1,208	-	2,208	1,000	1,208	-	2,208
31-Dec-16	Choudhary Muhammad Naeem Akhter	House #: 10 Cavalary Ground Street : Area : Street Cullifgar Lane Extension Nearest Land Mark : City : Cantt Lahore	Choudhary Muhammad Naeem Akhter CNIC : 35201-1341651-7	Chaudhary Muhammad Asghar	1,000	1,184	-	2,184	1,000	1,184	-	2,184
31-Dec-16	Zafar Ali	House #: 83 B Street #: 3 Area : Javed Colony Ghazi Road Nearest Land Mark : City : Lahore	Zafar Ali CNIC : 33100-3365237-9	Muhammad Saddique	1,000	277	-	1,277	1,000	277	-	1,277
31-Dec-16	Muhammad Tofiq Mirza	House #: 31 New Officer Street : Area : Colony Bilal Park Sadar Cantt Nearest Land Mark : City : Lahore	Muhammad Tofiq Mirza CNIC : 35201-3194872-3	Muhammad Shafiq Ahmed	1,000	1,235	-	2,234	1,000	1,235	-	2,234
31-Dec-16	Syed Naeem Shuja	House #: 361 B Block #: F Street : Area : Sabzazar Mullan Road Nearest Land Mark : City : Lahore	Syed Naeem Shuja CNIC : 35202-3018353-3	Syed Shuja Ul Hassan	999	428	-	1,427	999	428	-	1,427
31-Dec-16	Mahmood Ahmad	House #: 2 Block #: Street : 10 Area : Shama Road New Mozang Nearest Land Mark : City : Lahore	Mahmood Ahmad CNIC : 35202-1196217-9	Mian Zahoor Uddin	999	276	-	1,275	999	276	-	1,275
31-Dec-16	Muhammad Farooq	House #: 61 Street #: 02 Area : Cavalary Ground Nearest Land Mark : City : Lahore	Muhammad Farooq CNIC : 35201-1261612-1	Abdul Raheem	997	249	-	1,246	997	249	-	1,246
31-Dec-16	Mian Sohail Iqbal	House #: 3 Street #: 1, Mohala, Baghwalia Area : Harbanspura (Farooq Dukandar) Nearest Land Mark: City: Lahore	Mian Sohail Iqbal CNIC : 35201-1268937-9	Mian Muhammad Nazir Alam	993	1,554	-	2,547	993	1,554	-	2,547
31-Dec-16	Syed Farrukh Raza	House #: 19-B Khayaban-e-khalid Phase VIII Street : Area : DHA Nearest Land Mark : Near Dha Woman College Khi City : Karachi	Syed Farrukh Raza CNIC : 42101-1703297-9	Syed Waqar Raza	988	221	-	1,208	988	221	-	1,208
31-Dec-16	Shahzad	House #: A-246 Phase-1 Bin Qasim Town Street : Area : Gulshan-e-hadeed Nearest Land Mark : City : Karachi	Shahzad CNIC : 41101-4595179-7	Muhammad Hassan	984	851	-	1,835	984	851	-	1,835
31-Dec-16	Farrukh Sami	House #: 34-B Street-69 Askari IV Street : Area : Nearest Land Mark : Near Milaanum Mall Rashid Minh City: Rd	Farrukh Sami CNIC : 42201-3537542-1	Muhammad Abdul Sami	984	444	-	1,429	984	444	-	1,429
31-Dec-16	Mian Farid Ali Hamza	House #: 627 N Saman Abad Street : Area : Nr Shabab Chowk Nearest Land Mark : City : Lahore	Mian Farid Ali Hamza CNIC : 35202-6468138-3	Mian Nawazish Ali	981	499	-	1,480	981	499	-	1,480
31-Dec-16	Mohammad Shahbaz Wahila	House #: 95 Gulshan Block Street : Area : Allama Iqbal Town Nearest Land Mark : City : Lahore	Mohammad Shahbaz Wahila CNIC : 35302-5271932-9	Chaudhry Shafqat Ali Wahila	980	674	-	1,654	980	674	-	1,654
31-Dec-16	Imran Nayani	Flat No : 301 Block #: 3 Jewani Heights KDA SCH Street : Area : Super Highway Nearest Land Mark: City: Karachi	Imran Nayani CNIC : 42101-1729807-5	Sadar Ali Nayani	972	614	-	1,586	972	614	-	1,586

Contd.

Statement Of Written-off Loans

for the year ended December 31, 2016

Rupees in '000

Date	Party Name	Address	Name of the individuals / Partners/Directors (with C.N.I.C. No.)	Father's / Mother's / Husband Name	Outstanding Liabilities at beginning of year				Principal Written-off	Interest / Mark-up written-off	Other Financial Relief Provided	Total (9+10+11=12)
					Principal	Interest / Mark-up	Other	Total 5+6+7=8				
1	2		3	4	5	6	7	8	9	10	11	12
Write Off of Rs. 500,000 and above												
31-Dec-16	Syed Ali Imam Naqvi	House #: C-17 Unit F-1 1st Floor Blk-05 Street : Area : Gulshan-e-igbal Nearest Land Mark : Near Sir Syed University City : Karachi	Syed Ali Imam Naqvi CNIC : 42201-6755020-7	Syed Ashoor Hussain Naqvi	950	440	-	1,390	950	440	-	1,390
31-Dec-16	Ahtasham Zafar	House #: 83 T # 3, Javaid Colony Nr Jamia Street : Area : Rahimia Masjid Ghazi Road Nearest Land Mark : City : Lahore	Ahtasham Zafar CNIC : 35201-1324954-9	Zafar Ali	950	607	-	1,557	950	607	-	1,557
31-Dec-16	Ghulam Shabbir Niazi	House #: B-5 Block # : College Of Eme Street : Area : Peshawar Road Nearest Land Mark : City : Rawalpindi	Ghulam Shabbir Niazi CNIC : 31202-8230465-9	Aziz Ullah Khan Niazi	950	575	-	1,525	950	575	-	1,525
31-Dec-16	Syed Rehan Ali	House #: 142-A, Nargis Block Street : Area : Allama Iqbal Town Nearest Land Mark: City: Lahore	Syed Rehan Ali CNIC : 42101-9637631-9	Syed Farman Ali	941	508	-	1,448	941	508	-	1,448
31-Dec-16	Waseem Ahmad	Flat #: 17 3rd Floor Street : Area : Royal Inn Plaza F8 Markaz Nearest Land Mark : City : Islamabad	Waseem Ahmad CNIC : 33203-8707880-5	Ashfaq Ahmed	900	404	-	1,304	900	404	-	1,304
31-Dec-16	Muhammad Akmal Raza Shahid	House #: 96 C Passco Housing Society Canal Street : Area : Bank Road, Nr Thokar Niaz Bajig Nearest Land Mark : City : Lahore	Muhammad Akmal Raza Shahid CNIC : 31301-1449492-9	Mirza Shukar Ud Din	900	503	-	1,403	900	503	-	1,403
31-Dec-16	Muhammad Shahid Anwar	House #: 21 Miraj Park Street : Area : Hassan Town Nearest Land Mark : City : Mullan Road -Lahore	Muhammad Shahid Anwar CNIC : 35202-2999369-3	Muhammad Aftab	899	823	-	1,723	899	823	-	1,723
31-Dec-16	Muhammad Latif	House #: 23 Block # : Street # : 2 Area : Farooq Gunj, Misri Shah Nearest Land Mark : City : Lahore	Muhammad Latif CNIC : 35202-2977042-1	Khuda Buksh	895	1,220	-	2,115	895	1,220	-	2,115
31-Dec-16	Syed Gohar Abbas	Room #: 101 4 Km Manga Road Street : Area : Near Rohi Nala Raiwind Road Nearest Land Mark: City: Lahore	Syed Gohar Abbas CNIC : 45203-0820110-9	Zahid Hussain	874	551	-	1,425	874	551	-	1,425
31-Dec-16	Muhammad Umer Mirza	House #: 559 Block # : E-2 Street : Area : Wapda Town Nearest Land Mark: City: Lahore	Muhammad Umer Mirza CNIC : 35201-1423064-7	Muhammad Akram Mirza	834	1,040	-	1,875	834	1,040	-	1,875
31-Dec-16	Sarmad Masood	House #: 115 Block # : FF Street : Area : Phase-4 DHA Nearest Land Mark: City: Lahore	Sarmad Masood CNIC : 35201-1549200-5	Masood Pervez	800	387	-	1,187	800	387	-	1,187
31-Dec-16	Mir Masood Ali	House #: E-64 Block # : Railway Housing Society Block- Street : Area : Gulshan-e-igbal Nearest Land Mark: City: Karachi	Mir Masood Ali CNIC : 42000-5205491-7	Mir Arif Ali	800	826	-	1,625	800	826	-	1,625
31-Dec-16	Muhammad Khalid Numari	House #: 131-A Street : Area : Pchs Defence Nearest Land Mark : City : Lahore	Muhammad Khalid Numari CNIC : 35201-1403336-3	Arif Hussain Arif	799	421	-	1,221	799	421	-	1,221
31-Dec-16	Mohammad Khalid Pervaiz	House #: 13/42-5 Street # : 13 Area : Modle Colony Nearest Land Mark : City : Karachi	Mohammad Khalid Pervaiz CNIC : 42201-9688842-5	Muhammad Mehfooz Hussain	798	796	-	1,594	798	796	-	1,594
31-Dec-16	Hussam Ud Din	House #: 538 Block # : G-4 Street : Area : Johar Town Nearest Land Mark : City : Lahore	Hussam Ud Din CNIC : 35202-6625211-5	Israr Ahmed	780	545	-	1,325	780	545	-	1,325
31-Dec-16	Amer Riaz	House #: 122-E Johar Town Street : Area : Nr Jinah Hospital Nearest Land Mark : City : Lahore	Amer Riaz CNIC : 33100-1025820-5	Ghulam Hussain Riaz	777	551	-	1,328	777	551	-	1,328
31-Dec-16	Abu Bakar Farooq Baloch	Flat #: 6-A Block # : Ravi Park Street : Area : Gulshan E Jinnah F-5/1 Nearest Land Mark : City : Islamabad	Abu Bakar Farooq Baloch CNIC : 32102-0543992-3	Farooq Ahmed Khan	774	330	-	1,104	774	330	-	1,104
31-Dec-16	Nadeem Iqbal	House #: 134 Block # : B2 Street : Area : Johar Town Nearest Land Mark : City: Lahore	Nadeem Iqbal CNIC : 34202-2503184-9	Fazal Hussain Nasir	750	500	-	1,250	750	500	-	1,250
31-Dec-16	Kashif Riaz	House #: 5 Block # : Ashraf Street 75-A Street : Area : New Shadbagh Nearest Land Mark : City : Lahore	Kashif Riaz CNIC : 35202-6365759-3	Riaz Ahmed	749	578	-	1,327	749	578	-	1,327
31-Dec-16	Shams Ul Alam	House #: House-E-244, Kausar Town Street : Area : Malir Ext Colony Nearest Land Mark : Near Kausar Mosque City : Karachi	Shams Ul Alam CNIC : 42201-3691601-5	Noor Alam	746	223	-	969	746	223	-	969
31-Dec-16	Waqas Riaz	House #: 3 D Street : Area : Suigas Society Nearest Land Mark: City: Lahore	Waqas Riaz CNIC : 35201-1556072-9	Muhammad Riaz Ul Haq	743	981	-	1,724	743	981	-	1,724

Contd.

Statement Of Written-off Loans

for the year ended December 31, 2016

Rupees in '000

Date	Party Name	Address	Name of the individuals / Partners/Directors (with C.N.I.C. No.)	Father's / Mother's / Husband Name	Outstanding Liabilities at beginning of year				Principal Written-off	Interest / Mark-up written-off	Other Financial Relief Provided	Total (9+10+11=12)
					Principal	Interest / Mark-up	Other	Total 5+6+7=8				
1	2		3	4	5	6	7	8	9	10	11	12
Write Off of Rs. 500,000 and above												
31-Dec-16	Muhammad Asad Masood	House # : 513 Block # : Block-G Nr Zubair Masjid Street : Area : Zubair Park Ghulshan Ravi Nearest Land Mark : City : Lahore	Muhammad Asad Masood CNIC : 33302-2251299-3	Masood Ahmed	743	332	-	1,075	743	332	-	1,075
31-Dec-16	Shahrukh Sheraz Khan	Apartment # : 223 Street : Area : AJ Mustafa Tower F-10/3 Nearest Land Mark : City : Islamabad	Shahrukh Sheraz Khan CNIC : 35200-1450984-0	Raheel Syrus Khan	739	532	-	1,271	739	532	-	1,271
31-Dec-16	Madiha Shafqat	House # : 32 B Iqbal Revenue Housing Society Street : Area : Near Shaukat Khanum Hospital Nearest Land Mark : City : Lahore	Madiha Shafqat CNIC : 35200-1450984-0	Shafqat Ur Rehman	723	701	-	1,424	723	701	-	1,424
31-Dec-16	Sunil Sheroon	House # : 223 Sector 2 Street : 2 Area : Airport Housing Society Nearest Land Mark : City : Rawalpindi	Sunil Sheroon CNIC : 61101-5294522-7	Pitras Masih	720	235	-	955	720	235	-	955
31-Dec-16	Farooq Malik	House # : 16 Block # : C Row 5 NCHS Block: 10-A Street : Area : Gulshan-e-iqbal Nearest Land Mark : Opp Aladin Park City : Karachi	Farooq Malik CNIC : 17301-1357106-1	Abdul Malik	706	270	-	976	706	270	-	976
31-Dec-16	Muhammad Ramzan	House # : 1/10 Street : 30 Area : Muhamm Shah Farid Said Pur Nearest Land Mark : City : Mujan Rd Lahore	Muhammad Ramzan CNIC : 36401-1480516-9	Shabbir Ahmad	700	296	-	996	700	296	-	996
31-Dec-16	Muhammad Muazzam Niaz	House # : 361 Block # : R 3 Street : Area : Johar Town Nearest Land Mark: City: Lahore	Muhammad Muazzam Niaz CNIC : 32301-7583403-7	Ch Niaz Ahmed	700	339	-	1,039	700	339	-	1,039
31-Dec-16	Asia Farooq	House # : 524 Block # : G-4 Street : Area : Johar Town Nearest Land Mark: City: Lahore	Asia Farooq CNIC : 35202-7383579-6	Muhammad Farooq	700	881	-	1,581	700	881	-	1,581
31-Dec-16	Badeel Khan Janjua	Flat No : 8 B Street : Sector 02 Paris Plaza Area : Khayaban E Sirsyed Nearest Land Mark : City : Rawalpindi	Badeel Khan Janjua CNIC : 61101-5412153-7	Naveed Ahmed Janjua	700	378	-	1,078	700	378	-	1,078
31-Dec-16	Muhammad Latif	House # : 8 Ahala Take Muhalla Chand Work Street : Area : Sultan Pura Rd Nr Chamra Mandi Nearest Land Mark : City : Lahore	Muhammad Latif CNIC : 35202-3032217-9	Abdul Hameed	699	361	-	1,060	699	361	-	1,060
31-Dec-16	Ashfaq Ahmed	House # : 705 Block # : Neelam Street : Area : Allama Iqbal Town Nearest Land Mark : City : Lahore	Ashfaq Ahmed CNIC : 35202-8562532-7	Muhammad Ishaq	697	378	-	1,075	697	378	-	1,075
31-Dec-16	Faisal Ramzan Sheikh	House # : 7/10 Asad Jan Road Street : Area : Cantt. Nearest Land Mark : City : Lahore	Faisal Ramzan Sheikh CNIC : 35201-6563172-5	Sheikh Muhammad Latif	688	485	-	1,173	688	485	-	1,173
31-Dec-16	Sohail Ahmed	House # : B 197 Block # : J Area : North Nazimbad Land Mark : Farooq E Azam Masjid City:Karachi	Sohail Ahmed CNIC : 42101-2070315-5	Ahmed Hassan Osmani	687	352	-	1,039	687	352	-	1,039
31-Dec-16	Mian Muhammad Rafi	House # : 222-A Street : Area : Ghulshan E Ravi Nearest Land Mark: City: Lahore	Mian Muhammad Rafi CNIC : 35200-5513858-9	Mian Shahab Din	680	678	-	1,358	680	678	-	1,358
31-Dec-16	Muhammad Khan Tahir	House # : 266-A Block # : Babar Street : Area : Bahria Town Nearest Land Mark : City : Lahore	Muhammad Khan Tahir CNIC : 35202-2111378-9	Muhammad Hussain Tahir	678	557	-	1,234	678	557	-	1,234
31-Dec-16	Imran Pervaiz	House # : 7, Street : # 3, Area : Sector B, DHA, Phase II, Nearest Land Mark : City : Islamabad	Imran Pervaiz CNIC : 37405-0289039-5	Pervaiz Akhtar	672	562	-	1,234	672	562	-	1,234
31-Dec-16	Zeeshan Ahmed	House # : 75 Street : Street No 02 Area : Chaklala Scheme I Airport Road City : Rawalpindi	Zeeshan Ahmed CNIC : 37405-4149318-3	Khalid Ahmed	669	298	-	967	669	298	-	967
31-Dec-16	Mohsin Hassan Khan	House # : 479-C Street : Area : Askari 10 Nearest Land Mark : City : Lahore	Mohsin Hassan Khan CNIC : 91400-0265838-3	Muhammad Anwar UJ Hassan	659	599	-	1,258	659	599	-	1,258
31-Dec-16	Imran Habib Khokhar	House # : G-141 Block # : Virjee Compound Street : Jamila Street Nearest Land Mark : Near Jubilee Cinema J City : Karachi	Imran Habib Khokhar CNIC : 42301-5343279-3	Rehmat Ullah Khokhar	651	716	-	1,367	651	716	-	1,367

Contd.

Statement Of Written-off Loans

for the year ended December 31, 2016

Rupees in '000

Date	Party Name	Address	Name of the individuals / Partners/Directors (with C.N.I.C. No.)	Father's / Mother's / Husband Name	Outstanding Liabilities at beginning of year				Principal Written-off	Interest / Mark-up written-off	Other Financial Relief Provided	Total (9+10+11=12)
					Principal	Interest / Mark-up	Other	Total 5+6+7=8				
1	2		3	4	5	6	7	8	9	10	11	12
Write Off of Rs. 500,000 and above												
31-Dec-16	Muhammad Ather	House #: E-24 Block #: Ali View Park Street : Area : Lahore Cantt Nearest Land Mark : City : Lahore	Muhammad Ather CNIC : 35202-2170993-9	Muhammad Akram	633	274	-	908	633	274	-	908
31-Dec-16	Amir Wallace Jan	House #: 37 S 41 Block #: A1 Near FGA Church Bahar Street : Area : Colony Church Kot Lakhpath Nearest Land Mark : City : Lahore	Amir Wallace Jan CNIC : 35202-2483961-5	Wallace John	630	158	-	789	630	158	-	789
31-Dec-16	Rehan Shamsuddin	House #: 65/3 Street No 34 Street : Area : Khayaban-e- Bahria Nearest Land Mark : Opp D.A School Royal Garden De City : Karachi	Rehan Shamsuddin CNIC : 35202-8419117-9	Shams Uddin	630	219	-	849	630	219	-	849
31-Dec-16	Muhammad Afzal Shakeel	House #: Rural Health Centre Street : Area : Residence Medical Officer-2 Nearest Land Mark : City : Choung, Lahore	Muhammad Afzal Shakeel CNIC : 35202-5290999-5	Muhammad Ashraf	626	282	-	908	626	282	-	908
31-Dec-16	Arif Khan	House #: R-1004 Block #: 15 Dastagir Society Street : Area : F.B,Area Nearest Land Mark : City : Karachi	Arif Khan CNIC : 42201-5693023-7	Abdul Gaffar Khan	620	682	-	1,302	620	682	-	1,302
31-Dec-16	Areeba Abbasi	House #: 12-CII Eden Life Style Homes Street : Area : Lake City Nearest Land Mark : City : Lahore	Areeba Abbasi CNIC : 31303-1506472-6	Umer Sikander Khan	620	487	-	1,107	620	487	-	1,107
31-Dec-16	Adil Kamal	House #: R-99 Block #: K Street : Area : North Nazimabad City : Karachi	Adil Kamal CNIC : 42101-4111800-1	Syed Mohammad Kamaluddin Zafar	615	359	-	974	615	359	-	974
31-Dec-16	Muhammad Tayyab Khan Virk	Flat No : 502 Asiana Ii 5Th Floor Block 14-D Street : Area : Gulshan-e-iqbal Nearest Land Mark : City : Karachi	Muhammad Tayyab Khan Virk CNIC : 42401-1851848-3	Ahmed Khan Virk	600	307	-	907	600	307	-	907
31-Dec-16	Tanveer Hussain Alvi	House #: 342 Block #: B1, Block 15 Street : Area : Township Nearest Land Mark : City : Lahore	Tanveer Hussain Alvi CNIC : 33100-5859885-7	Muhammad Younas Alvi	600	284	-	884	600	284	-	884
31-Dec-16	Muhammad Masoom Saif	House #: 318/A Block #: Street : Area : Johar Town Nearest Land Mark : City : Lahore	Muhammad Masoom Saif CNIC : 36502-1449396-7	Khalid Saif	582	235	-	817	582	235	-	817
31-Dec-16	Syed Ali Salman	House #: 223 Block #: Jasmine Block Street : Area : Bashir Town, St # 9 Nearest Land Mark : City : Lahore	Syed Ali Salman CNIC : 35202-3513455-5	Mumtaz Jahan	579	158	-	737	579	158	-	737
31-Dec-16	Muhammad Yousaf	House #: 17 Street #: 32 Muhammadi Street : Area : Square Gawal Mandi Nearest Land Mark : City : Lahore	Muhammad Yousaf CNIC : 35202-2516683-7	Muhammad Aftab Ud Din	575	303	-	878	575	303	-	878
31-Dec-16	Ahmed Karim	House #: 136 Block #: 1 Street : Area : Muhallah Sector C-1 Township Nearest Land Mark : City : Lahore	Ahmed Karim CNIC : 35202-2709520-5	Khalid Mahmood	575	246	-	821	575	246	-	821
31-Dec-16	Awais Naseer	House #: 296 St # 65 Railway Line Kachi Aba Street : Area : Mustafabad Old Dharampura City : Lahore	Awais Naseer CNIC : 35201-9388516-9	Naseer Ahmad	575	301	-	876	575	301	-	876
31-Dec-16	Khurram Sheraz Sheikh	House #: 51 Street #: 10, Upper Floor, Street : Area : Gulberg Iii, Gurumangat Nearest Land Mark : City : Lahore	Khurram Sheraz Sheikh CNIC : 35403-4970134-5	Muhammad Tufail	550	494	-	1,044	550	494	-	1,044
31-Dec-16	Muhammad Usman Pervaiz Rai	House #: 306 Block #: Badar Street : Area : Alama Iqbal Town City : Lahore	Muhammad Usman Pervaiz Rai CNIC : 35202-4872254-3	Muhammad Pervaiz Rai	550	678	-	1,228	550	678	-	1,228
31-Dec-16	Muhammad Nadeem	House #: 5 Block #: C Street : Street 2 Area : Soan Garden City : Islamabad	Muhammad Nadeem CNIC : 37405-9002688-1	Faiz Muhammad	547	328	-	875	547	328	-	875
31-Dec-16	Khalid Khan Ghorri	House #: 13/3 Block #: A Street : Area : Qayyumabad Nearest Land Mark : Near Ghousia Masjid City : Karachi	Khalid Khan Ghorri CNIC : 42201-0331478-1	Abdul Rauf Ghorri	539	297	-	836	539	297	-	836
31-Dec-16	Shabir Ahmed	Room G 2 Block #: F9 Street : Area : ZTBL Hostel G-7/2 City : Islamabad	Shabir Ahmed CNIC : 42201-0762548-7	Muhammad Hussain	536	460	-	996	536	460	-	996
31-Dec-16	Hassan Rafique	House #: 751 LDA Block #: Gohsia Colony Sukh Nehar Street : Area : Lal Pul Mughal Pura City : Cantt Lahore	Hassan Rafique CNIC : 35201-8016143-1	Muhammad Rafique	535	163	-	697	535	163	-	697
31-Dec-16	Imran Waseem Minhas	House #: E-11/2 Sukker Line Street : Area : Malir Cantt Nearest Land Mark : City : Karachi	Imran Waseem Minhas CNIC : 37405-9038676-1	Raja Samand Khan Minhas	529	362	-	891	529	362	-	891

Contd.

Statement Of Written-off Loans

for the year ended December 31, 2016

Rupees in '000

Date	Party Name	Address	Name of the individuals / Partners/Directors (with C.N.I.C. No.)	Father's / Mother's / Husband Name	Outstanding Liabilities at beginning of year				Principal Written-off	Interest / Mark-up written-off	Other Financial Relief Provided	Total (9+10+11=12)
					Principal	Interest / Mark-up	Other	Total 5+6+7=8				
1	2		3	4	5	6	7	8	9	10	11	12
Write Off of Rs. 500,000 and above												
31-Dec-16	Khalid Mahmood	House # : 481 Block # : St # 1 Al Faisal Town Street : Area : Nr Jorry Pull Nearest Land Mark : City : Lahore	Khalid Mahmood CNIC : 35202-8644353-9	Fath Muhammad	524	142	-	666	524	142	-	666
31-Dec-16	Ghulam Haider	House # : I-27, Block # : Aswan Town, Arif Shaheen Street : Area : Public School, Malir Nearest Land Mark : Near Zohaib Bangal Store City: Karachi	Ghulam Haider CNIC : 36601-1614659-9	Ali Akbar	524	180	-	704	524	180	-	704
31-Dec-16	Shahriyar Wasif	House # : 25 Block # : Block # A Street : Area : Missan Road Lawrence Road Nearest Land Mark : City : Lahore	Shahriyar Wasif CNIC : 35202-8027934-7	Wasif Rasheed	506	241	-	746	506	241	-	746
31-Dec-16	Muhammad Naem	House # : 5 Block # : St # 2 Street : Area : Faisal Park Shahdra Nearest Land Mark : City : Lahore	Muhammad Naem CNIC : 35202-6715927-9	Maqsood Ahmed	500	250	-	750	500	250	-	750
31-Dec-16	Hassan Abid	House # : H-234 Block # : Ahmed Yar Block Street : Area : Mustafa Town Nearest Land Mark : City : Lahore	Hassan Abid CNIC : 35202-1091187-3	Abid Ishtiaq	500	125	-	625	500	125	-	625
31-Dec-16	Khurram Bukhari	House # : D-64 Block # : Block 9 Street : Area : Clifton Nearest Land Mark : City: Karachi	Khurram Bukhari CNIC : 41303-7659692-7	Zahoor Hussain Shah Bukhari	500	320	-	820	500	320	-	820
31-Dec-16	Amir Hussain Butt	House # : 515-K Block # : Nizam Block Street : Area : Allama Iqbal Town Nearest Land Mark : City : Lahore	Amir Hussain Butt CNIC : 35202-2747312-5	Khalid Hussain Butt	500	367	-	867	500	367	-	867
31-Dec-16	Awais Ikram	Flat # : 3 Block # : Ali Appartments Sidiq Colony M Street : Area : Garhi Shahu Nearest Land Mark : City: Lahore	Awais Ikram CNIC : 34101-6939358-9	Ikram Ullah	500	151	-	651	500	151	-	651
31-Dec-16	Hanza Mansoor Dar	House # : 352 Block # : Street#12 1st Floor Punjab Col Street : Area : Punjab Colony Nearest Land Mark : Opp Alamsh Dental Hospital City : Karachi	Hamza Mansoor Dar CNIC : 35202-2914143-5	Mansoor Hameed Dar	500	540	-	1,040	500	540	-	1,040
31-Dec-16	Irfan Ahmed	House # : 49 Block # : St # 6, Block A Street : Area : Al Faisal Town Nearest Land Mark : City : Zaraq Shaheed Road Cantt Lahore	Irfan Ahmed CNIC : 35102-0635416-7	Maqbool Ahmed	500	151	-	651	500	151	-	651
31-Dec-16	Muhammad Azeem Ur Rehman	Flat No A-501 Block # : 6Th Floor Al Habib Pride Civil Street : Area : Clifton Nearest Land Mark : Near Clifton Bridge City : Karachi	Muhammad Azeem Ur Rehman CNIC : 42301-0996040-3	Mehmood Ur Rehman	500	255	-	755	500	255	-	755
31-Dec-16	Muhammad Fareed	House # : 2 Block # : Street #41 Infantry Road Street : Area : Nr Main Gate Of Darbar Mian Nearest Land Mark : City : Meer Lahore	Muhammad Fareed CNIC : 35201-1420919-1	Bahadur Khan	500	304	-	804	500	304	-	804
31-Dec-16	Muhammad Nadeem Iftikhar Awan	House # : 331 Block # : Block K Phase 01 Street : Area : Dha Nearest Land Mark : City : Lahore	Muhammad Nadeem Iftikhar Awan CNIC : 35201-4522759-9	Iftikhar Ahmed Awan	500	345	-	844	500	345	-	844
31-Dec-16	Zafar Iqbal	House # : 243 Block # : 1-D-1 Umar Chowk Street : Area : Township Nearest Land Mark : City : Lahore	Zafar Iqbal CNIC : 35202-8713554-3	Abdul Latif	499	809	-	1,309	499	809	-	1,309
31-Dec-16	Muhammad Naem Ullah Khan	House # : 563 Block # : Street : Street No 54 Area : I-10/1 Nearest Land Mark : City : Islamabad	Muhammad Naem Ullah Khan CNIC : 61101-1783928-1	Muhammad Kaleem Ullah Khan	499	291	-	790	499	291	-	790
31-Dec-16	Aamir Anjum	House # : 842 Block # : Street : St No 72 Area : Sector G-10/4 Nearest Land Mark : City : Islamabad	Aamir Anjum CNIC : 61101-9589075-9	Sabir Hussain Khan	497	404	-	900	497	404	-	900
31-Dec-16	Yousaf Ali Sheikh	House # : 6 Block # : St# 61 Street : Area : Sant Nagar Nehro Park Nearest Land Mark : City : Lahore	Yousaf Ali Sheikh CNIC : 35202-9948814-1	Imtiaz Ali Sheikh	493	133	-	626	493	133	-	626
31-Dec-16	Majid Rasheed Gureja	House # : 155 Block # : Street : Area : Model Town Humak Burj Stop Nearest Land Mark : City : Islamabad	Majid Rasheed Gureja CNIC : 37405-3140104-9	Rasheed Ahmed Gureja	492	164	-	656	492	164	-	656
31-Dec-16	Abdul Wadood Roomi	House # : 17-A Block # : Street No 21 Street : Area : Chaklala Scheme Iii Nearest Land Mark : City : Rawalpindi	Abdul Wadood Roomi CNIC : 37405-1596277-3	Khawaja Abdul Wahid Sahib	491	640	-	1,131	491	640	-	1,131

Contd.

Statement Of Written-off Loans

for the year ended December 31, 2016

Rupees in '000

Date	Party Name	Address	Name of the individuals / Partners/Directors (with C.N.I.C. No.)	Father's / Mother's / Husband Name	Outstanding Liabilities at beginning of year				Principal Written-off	Interest / Mark-up written-off	Other Financial Relief Provided	Total (9+10+11=12)
					Principal	Interest / Mark-up	Other	Total 5+6+7=8				
1	2		3	4	5	6	7	8	9	10	11	12
Write Off of Rs. 500,000 and above												
31-Dec-16	Khawaja Faisal Farooq	House #: A/363 Block #: G Rehmanpura Street : Area : Nr Bukhari Market, Naqsha Stop Nearest Land Mark : City : Lahore	Khawaja Faisal Farooq CNIC : 42201-8281089-1	Khawaja Muhammad Farooq	491	323	-	814	491	323	-	814
31-Dec-16	Ejaz Rasool	House #: 383 F Block #: JII Street : Area : Johar Town Nearest Land Mark : City : Lahore	Ejaz Rasool CNIC : 35202-9739029-9	Ghulam Rasool	490	452	-	942	490	452	-	942
31-Dec-16	Atif Imran Khan	House #: 569-B Street : Area : Faisal Town Nearest Land Mark: City: Lahore	Atif Imran Khan CNIC : 35202-9739028-9	Noshair Khan Roy	483	232	-	715	483	232	-	715
31-Dec-16	Mariam Afaf	House #: 240 Block #: J Street : Area : Phase - I, Dha Nearest Land Mark : City : Lahore	Mariam Afaf CNIC : 35201-5160173-4	Afaf Raheem	482	349	-	831	482	349	-	831
31-Dec-16	Aamir Hussain	House #: DK-61/205, Street : St # 1, Area : Dhok Kashmiran, Nearest Land Mark : City : Rawalpindi	Aamir Hussain CNIC : 37405-0364372-7	Akhtar Hussain	481	180	-	660	481	180	-	660
31-Dec-16	Syed Mansoor Ahmed	House #: 1890 Block #: 14 Street : Area : Dastagir Society Nearest Land Mark : Near Nazir Hussain Hospital City : Karachi	Syed Mansoor Ahmed CNIC : 42301-4421003-9	Syed Abdul Rehman Shah	480	410	-	891	480	410	-	891
31-Dec-16	Imrana Parvaiz	House #: A-75 Block #: 8 KECHS B Street : Area : Baloch Colony Nearest Land Mark : Near Bismillah Safi Hospitl City:Karachi	Imrana Parvaiz CNIC : 42201-0427414-2	Muhammad Pervez Butt	480	400	-	880	480	400	-	880
31-Dec-16	Rafaqat Sarfaraz	House #: 14 Street #: 5 Sidqia Colony Near Jaf Area : Behind Sodiwal Quarters Nearest Land Mark : City : Mullan Road Lahore	Rafaqat Sarfaraz CNIC : 35202-3456089-5	Sarfaraz Ahmed	477	441	-	918	477	441	-	918
31-Dec-16	Salman Zafar Khan	House #: 288 Block #: C Street : Area : Faisal Town Nearest Land Mark : City : Lahore	Salman Zafar Khan CNIC : 35202-2940338-3	Rasheed Zafar Khan	475	279	-	754	475	279	-	754
31-Dec-16	Syed Asad Ali Shah	House #: 453 C Street #: 31 Area : G-6/1-3 Nearest Land Mark : City : Islamabad	Syed Asad Ali Shah CNIC : 35202-3921926-3	Syed Parvaiz Qandhari	471	120	-	591	471	120	-	591
31-Dec-16	Syed Ata Rizvi	House #: B-283 Sector-11-B Street : Area : North Karachi Nearest Land Mark : City : Karachi	Syed Ata Rizvi CNIC : 42101-4509208-1	Syed Dilshad Hussain Rizvi	471	344	-	815	471	344	-	815
31-Dec-16	Ghulam Farooq	House #: 775 St # 7-A Street : Area : Makkah Colony Nearest Land Mark : City : Gulberg Iii - Lahore	Ghulam Farooq CNIC : 36104-0502975-5	Rana Ghulam Nabi Aasi	467	538	-	1,006	467	538	-	1,006
31-Dec-16	Waheed Sadiq	House #: 120/D Block #: Sifayar Block Park View Villaz Street : Area : Near Thokar Niaz Baig Nearest Land Mark: City: Lahore	Waheed Sadiq CNIC : 36402-6076238-7	Mohammad Ameer	465	474	-	939	465	474	-	939
31-Dec-16	Syed Amjad Ali Sherazi	House #: 5 Shalamar Town, 6 Mureey Street Street : Area : Sultan Mehmood Rd Lahore Cantt Nearest Land Mark : City : Lahore	Syed Amjad Ali Sherazi CNIC : 35201-3453996-3	Syed Saif Ali Shah	457	282	-	739	457	282	-	739
31-Dec-16	Muhammad Sadeed Ashraf	House #: 85 Block #: A-3, PGHS Street : Area : College Road Nearest Land Mark : City : Lahore	Muhammad Sadeed Ashraf CNIC : 42201-3226955-5	Muhammad Ashraf Saeed	455	186	-	641	455	186	-	641
31-Dec-16	Saima Murrawat	House #: 24 Block #: Street #: 50, Qadir St. Street : Area : Javed Ashraf Rd, Shalimar Town Nearest Land Mark : City : Nr Rehmat Masjid Baghban Pura Lahore	Saima Murrawat CNIC : 35201-7607666-6	Ch. Akber Ali	454	403	-	856	454	403	-	856
31-Dec-16	Majid Shaffi	House #: 209 F2 Street : Area : Wapda Town Nearest Land Mark: City: Lahore	Majid Shaffi CNIC : 38403-6809254-7	Muhammad Arshad	450	124	-	574	450	124	-	574
31-Dec-16	Umar Javaid	House #: 134 A-1 Street : Area : Valancia Town Nearest Land Mark: City: Lahore	Umar Javaid CNIC : 35202-8434639-5	Javaid Iqbal	450	212	-	662	450	212	-	662
31-Dec-16	Naheed Ijaz	House #: 2 Street #: 3 Area : Al Mehtab Park, 60 Feet Road Nearest Land Mark : City : Bakar Mandi Lahore	Naheed Ijaz CNIC : 35202-3213772-0	Faqeer Muhammad Ijaz	450	181	-	631	450	181	-	631

Contd.

Statement Of Written-off Loans

for the year ended December 31, 2016

Rupees in '000

Date	Party Name	Address	Name of the individuals / Partners/Directors (with C.N.I.C. No.)	Father's / Mother's / Husband Name	Outstanding Liabilities at beginning of year				Principal Written-off	Interest / Mark-up written-off	Other Financial Relief Provided	Total (9+10+11=12)
					Principal	Interest / Mark-up	Other	Total 5+6+7=8				
1	2		3	4	5	6	7	8	9	10	11	12
Write Off of Rs. 500,000 and above												
31-Dec-16	Arif Mehmood Rana	House # : 110 Nizam Block Street : Area : Allama Iqbal Town Nearest Land Mark : City : Lahore	Arif Mehmood Rana CNIC : 35202-6373300-5	Zia Ud Din Rana	450	148	-	597	450	148	-	597
31-Dec-16	Arif Raza Shao	Flat # : 201 Al Momin Square, ZC-26, Street : Area : Sector-1 / A, Lines Area Nearest Land Mark : Near Taj Medical Centre City : Karachi	Arif Raza Shao CNIC : 42301-0835499-5	Karim Bhai Shao	448	123	-	570	448	123	-	570
31-Dec-16	Ghulam Nabi Khan Thebbo	Flat # : 8 Ground Floor Port Qasim Housing Street : Area : High Way Nearest Land Mark : City : Karachi	Ghulam Nabi Khan Thebbo CNIC : 42501-1885634-7	Ahando Khan Thebbo	445	394	-	840	445	394	-	840
31-Dec-16	Ahsan Sharif	Apartment # : 2 Building No 7-C Street : Lane No 02 Shahbaz Commercial Area : Area Dha Phave 5 Karachi Nearest Land Mark : City : Karachi	Ahsan Sharif CNIC : 35200-1402518-1	Muhammad Ashfaqe	445	468	-	913	445	468	-	913
31-Dec-16	Ali Mirza	House # : S-10-12-A Block # : Line Phase 7 Street : Area : Dha Nearest Land Mark : Near Nisar Shaheed Park City : Karachi	Ali Mirza CNIC : 42000-8715387-1	Mumtaz Mirza	443	120	-	563	443	120	-	563
31-Dec-16	Chaudhry Muhammad Jamil	House # : 47/2, Block # : Old Anarkali Main Bazar Food Street : Area : St Nr Bhatti Hair Style, Nearest Land Mark : City : Lahore	Chaudhry Muhammad Jamil CNIC : 35202-3312866-7	Chaudhry Shaikat Ali	442	237	-	680	442	237	-	680
31-Dec-16	Syed Rehan Hassan Rizvi	House # : A-68 Block # : S Street : Area : North Nazimabad Nearest Land Mark : Near Nazimabad Post Office City : Karachi	Syed Rehan Hassan Rizvi CNIC : 42101-1670079-5	Syed Masood Hassan Rizvi	442	312	-	754	442	312	-	754
31-Dec-16	Khurram Saleem Baig	House # : 399 Block # : B Street : Mullan Road Area : Canal View Housing Society Nearest Land Mark : City : Lahore	Khurram Saleem Baig CNIC : 35202-3088403-9	Saleem Javaid Baig	442	120	-	562	442	120	-	562
31-Dec-16	Sajjad Hussain	House # : 65 Street : 05 Area : Chaklala Scheme 03 Nearest Land Mark : Khan Avenue Colony City : Rawalpindi	Sajjad Hussain CNIC : 37201-1659331-9	Mohammad Yasin	440	178	-	617	440	178	-	617
31-Dec-16	Khurram Ali	House # : 1 Street # : 2 Sunny View Park : Area : Shahwari Bazar Shakmar Link Nearest Land Mark : City : Road Mughal Pura Lahore	Khurram Ali CNIC : 35202-2956853-9	Dost Muhammad	438	99	-	537	438	99	-	537
31-Dec-16	Sibtain Iram Jaffri	House # : 105/1 Baber Block Street : Area : New Garden Town Nearest Land Mark : City : Lahore	Sibtain Iram Jaffri CNIC : 35202-9205172-3	Mujtaba Ali Jaffri	433	495	-	928	433	495	-	928
31-Dec-16	Qasim Tufail	House # : 51, Shalimar Link Road Street : Area : Mujahidabad, Mughal Pura Nearest Land Mark : City : Lahore	Qasim Tufail CNIC : 35201-0318213-9	Haji Muhammad Tufail	433	267	-	700	433	267	-	700
31-Dec-16	Fahad Zafar Gondal	House # : 123/6 Street # : 3 Safari Villas Street : Area : Bahria Town Nearest Land Mark : City : Lahore	Fahad Zafar Gondal CNIC : 37405-0718449-9	Zafar Iqbal Gondal	430	214	-	644	430	214	-	644
31-Dec-16	Aamir Shakoor Khan	House # : 325 B Block # : Street : 67 Nazim Ud Din Road Area : Sector F-11/1 Nearest Land Mark : City : Islamabad	Aamir Shakoor Khan CNIC : 35201-8631396-7	Abdul Shakoor Khan	428	326	-	754	428	326	-	754
31-Dec-16	Saqib Saqlain Tahir	House # : 548 Block # : Sector A-1 Street : Area : Township Nearest Land Mark : City : Lahore	Saqib Saqlain Tahir CNIC : 35202-7261515-5	Mohammad Riaz Tahir	427	350	-	778	427	350	-	778
31-Dec-16	Muhammad Majid Mehmood	House # : 7 Street # : 07 Qayumabad "A" Area Street : Area : Korangi Nearest Land Mark : Near Sir Syed Hospital Store City : Karachi	Muhammad Majid Mehmood CNIC : 36103-497738-3	Abdul Rauf	423	311	-	735	423	311	-	735
31-Dec-16	Sana Mohinuddin Akhtar Qadri	House # : 408 Eden Lane Block # : Villas 2 Street : Area : Nr Khayaban E Amin Defence Rd Nearest Land Mark : City : Lahore	Sana Mohinuddin Akhtar Qadri CNIC : 32202-3101728-1	Khalifa Mehar Din Qadri	419	239	-	658	419	239	-	658

Contd.

Statement Of Written-off Loans

for the year ended December 31, 2016

Rupees in '000

Date	Party Name	Address	Name of the individuals / Partners/Directors (with C.N.I.C. No.)	Father's / Mother's / Husband Name	Outstanding Liabilities at beginning of year				Principal Written-off	Interest / Markup written-off	Other Financial Relief Provided	Total (9+10+11=12)
					Principal	Interest / Markup	Other	Total 5+6+7=8				
1	2		3	4	5	6	7	8	9	10	11	12
Write Off of Rs. 500,000 and above												
31-Dec-16	Faisal Baig	House #: 64-A Block #: Adyala Road Street : Lane # 03 Area : Sector-a,Garden Villas Nearest Land Mark : City : Rawalpindi	Faisal Baig CNIC : 37405-8116046-1	Muhammad Khurshid Baig	415	281	-	696	415	281	-	696
31-Dec-16	Khawaja Muhammad Asad	House #: 3 Block #: B-1 Street : Area : Johar Town Nearest Land Mark : City : Lahore	Khawaja Muhammad Asad CNIC : 35201-6380583-1	Syed Mehtab Butt	415	568	-	983	415	568	-	983
31-Dec-16	Tabish Bhatti	House #: 1 Street #: 1, Block-D Street : Area : Youhanabad, Ferozepur Road Nearest Land Mark : City : Lahore	Tabish Bhatti CNIC : 35201-1289656-7	Sameul Bhatti	405	196	-	601	405	196	-	601
31-Dec-16	Muhammad Zia Ud Din Siddiqui	House #: 31/1 Block #: Street : Main College Road Township Area : C-1 (F-13) Butt Chowk Nearest Land Mark : Near Pso Petrol Pump City : Lahore	Muhammad Zia Ud Din Siddiqui CNIC : 35202-2962249-1	Nizam Ud Din Siddiqui	404	269	-	673	404	269	-	673
31-Dec-16	Syed Zafar Abbas	House #: 8 Block #: 35 Street : Area : Pha Gt Road Baghban Pura Nearest Land Mark : City : Near Uet Lahore	Syed Zafar Abbas CNIC : 33104-7451102-3	Syed Shabbir Hussain	402	267	-	669	402	267	-	669
31-Dec-16	Muhammad Asif	House #: 89-A Block #: A Street : Area : Satellite Town Nearest Land Mark : City : Rawalpindi	Muhammad Asif CNIC : 37405-7709552-9	Fajar Khan	400	611	-	1,011	400	611	-	1,011
31-Dec-16	Sufyan Ahmad Khan	House #: 53-B Sabzazar Street : Area : Mullan Road Nearest Land Mark : City : Lahore	Sufyan Ahmad Khan CNIC : 35202-1689965-3	Abdul Sattar Khan	400	200	-	600	400	200	-	600
31-Dec-16	Hassan Ali	House #: 127 Peer Jamshed Colony Street : Krl Road, Street 7 Area : Nearest Land Mark : City : Rawalpindi	Hassan Ali CNIC : 61101-6684864-5	Ghulam Jilani Sukhera	400	279	-	679	400	279	-	679
31-Dec-16	Farheen Ashraf	House #: 27 Block #: Street #: 5 Area : Al-faisal Town Nearest Land Mark : City : Lahore	Farheen Ashraf CNIC : 35202-5000234-4	Muhammad Ashraf Anjam	400	209	-	609	400	209	-	609
31-Dec-16	Muhammad Azhar Bhatti	House #: 33-B Block #: Nawaz Street Chohan Road Street : Area : Bund Road Nearest Land Mark : City : Lahore	Muhammad Azhar Bhatti CNIC : 31203-0715182-9	Muhammad Akram Bhatti	400	298	-	698	400	298	-	698
31-Dec-16	Muhammad Ali Kazi	Flat #: A-403 4Th Flr,Basit Bridge View St Street : Area : Area Block-11, Gulshan-e-iqbal Nearest Land Mark : City : Karachi	Muhammad Ali Kazi CNIC : 42201-0472061-7	Abu Bakar Kazi	400	201	-	600	400	201	-	600
31-Dec-16	Sheikh Muhammad Rafiq	House #: A-486 Block #: H Street : Area : North Nazimabad Nearest Land Mark : Near Mahrosh Beauty Parlour City : Karachi	Sheikh Muhammad Rafiq CNIC : 42101-8403010-5	Sheikh Muhammad Rais	399	203	-	602	399	203	-	602
31-Dec-16	Shahid Tufail	House #: 200, Block #: Ahmad Block, Street : Area : New Garden Town Nearest Land Mark : City : Lahore	Shahid Tufail CNIC : 42302-4184536-5	Sheikh Muhammad Tufail	398	331	-	728	398	331	-	728
31-Dec-16	Nayer Iqbal Moghal	House #: 02 Block #: Street : 32 Area : Korang Town Nearest Land Mark : City : Islamabad	Nayer Iqbal Moghal CNIC : 61101-7745159-9	Muhammad Iqbal Moghal	394	308	-	702	394	308	-	702
31-Dec-16	Syed Waqar Hassan	House #: 147 Al Rehman Street Al Hamed Colo Street : Area : Iqbal Town Nearest Land Mark : City : Lahore	Syed Waqar Hassan CNIC : 35202-8255595-5	Syed Buraq Ahmed	394	121	-	515	394	121	-	515
31-Dec-16	Abdul Sattar Hakim	Flat # A-2 Block #: Sun City Block 13D/2 Street : Area : Gulshan-e-iqbal Nearest Land Mark : Near Wasim Bagh City : Karachi	Abdul Sattar Hakim CNIC : 42301-3537210-7	Abdul Hakim	393	338	-	731	393	338	-	731
31-Dec-16	Shahzad Ahmed	House #: 51 Block #: Jinnah Street, Back Side Street : Area : Hassan Town, Multan Road, Nearest Land Mark : City : Lahore	Shahzad Ahmed CNIC : 34101-7302880-3	Rafique Ahmed	393	374	-	767	393	374	-	767
31-Dec-16	Saniya Jamal	House #: 211 Block #: Hunza Block Allama Iqbal Town Street : Area : Near Akbari Shopping Mall Nearest Land Mark : City : Lahore	Saniya Jamal CNIC : 35202-6104354-2	Ch Jamal Haakim Ali	390	434	-	824	390	434	-	824

Contd.

Statement Of Written-off Loans

for the year ended December 31, 2016

Rupees in '000

Date	Party Name	Address	Name of the individuals / Partners/Directors (with C.N.I.C. No.)	Father's / Mother's / Husband Name	Outstanding Liabilities at beginning of year				Principal Written-off	Interest / Mark-up written-off	Other Financial Relief Provided	Total (9+10+11=12)
					Principal	Interest / Mark-up	Other	Total 5+6+7=8				
1	2		3	4	5	6	7	8	9	10	11	12
Write Off of Rs. 500,000 and above												
31-Dec-16	Pathan	House # : 21 Block # : D Maroora Goth Street : Area : Gulshan-e-iqbal Nearest Land Mark : Near Chappal Society City : Karachi	Pathan CNIC : 45204-5303913-5	Sheer Ali Khan	390	323	-	713	390	323	-	713
31-Dec-16	Sikander Anwar Zeb Durrani	House # : 162, Street : St # 5, Area : F-11/1, Nearest Land Mark : City : Islamabad.	Sikander Anwar Zeb Durrani CNIC : 37405-0540431-5	Akber Jahanzeb Durrani	390	255	-	645	390	255	-	645
31-Dec-16	Sajjad Hussain	House # : A-632 Phase 1 1st Floor Street : Area : Gulshan-e-hadeed Nearest Land Mark : South Side City : Karachi	Sajjad Hussain CNIC : 32403-2411768-5	Muhammad Ramzan	390	327	-	717	390	327	-	717
31-Dec-16	Zafar Adil	House # : A-578 Block # : J Street : Area : North Nazimabad Nearest Land Mark : Near Masjid-e-batha City : Karachi	Zafar Adil CNIC : 42201-2887533-1	Muhammad Adil	389	279	-	668	389	279	-	668
31-Dec-16	Muhammad Bilal Munir	House # : 02 Block # : Street No 09 Area : Liaquat Colony Chakri Road Nearest Land Mark : City : Rawalpindi	Muhammad Bilal Munir CNIC : 37201-1270280-1	Muhammad Munir	384	158	-	542	384	158	-	542
31-Dec-16	Muhamad Usman Khalid	House # : 17 Block # : Sohail Block Street : Mansoor Multan Road Area : Nearest Land Mark : Jamil Park City : Lahore	Muhamad Usman Khalid CNIC : 35202-2772708-1	Mukhtar Muhammad Khalid	374	215	-	589	374	215	-	589
31-Dec-16	Malik Nasir Mehmood	House # : 6 Block # : KC Colony GI Road, Bata Pur Nr, Street : Area : Police Training Center Manawan Nearest Land Mark : City : Lahore Cantt	Malik Nasir Mehmood CNIC : 35201-6984803-3	Malik Sher Shah	374	227	-	601	374	227	-	601
31-Dec-16	Faraz Butt	House # : 7 Street # : 90, Shimla Street Street : Area : 35 Nisbat Road Nearest Land Mark : City : Lahore	Faraz Butt CNIC : 35202-5908680-1	Muhammad Riaz Butt	371	175	-	546	371	175	-	546
31-Dec-16	Syed Muhammad Danish Qadri	Flat # : D-3 Block # : 13A 4Th Flr Plot# B-9 Street : Area : Hasin Residency Gulshaneiqbal Nearest Land Mark : Behind Bank Al Habib City : Karachi	Syed Muhammad Danish Qadri CNIC : 42401-0797743-5	Abid Hussain	370	223	-	593	370	223	-	593
31-Dec-16	Azra Anwar	House # : Azra Clinic Block # : B Street : #11 Area : Gulzar Colony, Sialkot Road Nearest Land Mark : Near Iqra Muslim High School City : Gujranwala	Azra Anwar CNIC : 34101-4044153-8	Nasir Masih	369	243	-	613	369	243	-	613
31-Dec-16	Muhammad Umar	House # : 45-B Block # : N Central Flats Faisal T Street : Area : Lahore Nearest Land Mark : City : Lahore	Muhammad Umar CNIC : 35202-2894251-9	Karam Elahi	369	148	-	517	369	148	-	517
31-Dec-16	Abdul Rauf Shaikh	House # : A-366 Shadman Town Sector, 14-B Street : Area : North Karachi Nearest Land Mark : City : Karachi	Abdul Rauf Shaikh CNIC : 42101-9914486-3	Abdul Ghafoor Shaikh	366	521	-	887	366	521	-	887
31-Dec-16	Muhammad Zafar	House # : 52/C 1St Floor Phase 1 Street : Area : Defence View Nearest Land Mark : City : Karachi	Muhammad Zafar CNIC : 42501-8963171-1	Noor Muhammad	364	222	-	586	364	222	-	586
31-Dec-16	Alif Saeed	House # : 187-B, Block # : Street : St # 7, Area : Phase V, Gujraiz Nearest Land Mark : City : Rawalpindi.	Alif Saeed CNIC : 61101-8483590-1	Allah Baksh	364	227	-	591	364	227	-	591
31-Dec-16	Tariq Aziz Awan	House # : D-8 Street : Area : Malir Housing Society Nearest Land Mark : Near Pak Security Printing Pre City: Karachi	Tariq Aziz Awan CNIC : 42201-7043329-7	Abdul Aziz Shad Awan	364	169	-	533	364	169	-	533
31-Dec-16	Sheraz Aftab	House # : 84-G Block # : Street 21 Askari IV Opp Street : Area : Millinium Mall Nearest Land Mark : City : Karachi	Sheraz Aftab CNIC : 42301-6801770-3	Ahmed Buksh Memon	363	229	-	592	363	229	-	592
31-Dec-16	Zia Ahmed	House-A-637, Block # : Sector 11-A, Street : Area : North Karachi Nearest Land Mark : Nearest Land Mark B.B.Q Broast City : Karachi	Zia Ahmed CNIC : 42101-7817677-5	Rafique Ahmed	363	205	-	568	363	205	-	568
31-Dec-16	Kiran Imran	House # : 186 Block # : 10 Street : Area : Cavalary Ground Nearest Land Mark : City : Lahore	Kiran Imran CNIC : 35202-2497227-2	Imran Tufail Gill	361	311	-	673	361	311	-	673

Contd.

Statement Of Written-off Loans

for the year ended December 31, 2016

Rupees in '000

Date	Party Name	Address	Name of the individuals / Partners/Directors (with C.N.I.C. No.)	Father's / Mother's / Husband Name	Outstanding Liabilities at beginning of year				Principal Written-off	Interest / Mark-up written-off	Other Financial Relief Provided	Total (9+10+11=12)
					Principal	Interest / Mark-up	Other	Total 5+6+7=8				
1	2		3	4	5	6	7	8	9	10	11	12
Write Off of Rs. 500,000 and above												
31-Dec-16	Muhammad Saleem Khan	House #: 9 Street #: 3 Ghazi Peer Gulshan Park Area : Nr Allama Iqbal School Nearest Land Mark : City : Nr Lal Puli Mughalpurah Lahore	Muhammad Saleem Khan CNIC : 42401-1720457-5	Qalandar Khan	359	148	-	507	359	148	-	507
31-Dec-16	Imran Sartaj	House #: 616 Block #: C2 Street : Area : Wapda Town Nearest Land Mark : City : Gujranwala	Imran Sartaj CNIC : 35404-3079274-5	Sartaj Hussain	357	386	-	742	357	386	-	742
31-Dec-16	Muhammad Farhan Khan	Flat # 3 Property # 79 Lal Dun St # 3 A Street : Area : Madina Bazar Ichra Nearest Land Mark : City : Lahore	Muhammad Farhan Khan CNIC : 14301-2892472-3	Muhammad Ishtiaq	350	213	-	563	350	213	-	563
31-Dec-16	Muhammad Qasim	House #: 269-E-II Street : Area : Johar Town Nearest Land Mark : City : Lahore	Muhammad Qasim CNIC : 54400-0524761-5	Ghulam Sarwar	350	354	-	703	350	354	-	703
31-Dec-16	Umer Shah Jahan	House #: 238-G3 Street : Area : Johar Town Nearest Land Mark : City : Lahore	Umer Shah Jahan CNIC : 35202-5836900-7	Shah Jahan	350	166	-	516	350	166	-	516
31-Dec-16	Mohammad Usman	House #: 72 Block #: Johar View Near Doctors Hospital Street : Area : Johar Town Nearest Land Mark : City : Lahore	Mohammad Usman CNIC : 35202-8992987-9	Musharaf Mehmood Mirza	350	215	-	564	350	215	-	564
31-Dec-16	Burhan Ahmed	House #: Ext 11 Green Avenue Street : Area : Near Metro Cash & Carry Nearest Land Mark : City : Lahore	Burhan Ahmed CNIC : 31202-3695941-5	Yousaf Jamal	350	211	-	560	350	211	-	560
31-Dec-16	Muhammad Faisal Rehmeen	House #: 231 Block #: EE Street : Area : DHA Nearest Land Mark : City : Lahore	Muhammad Faisal Rehmeen CNIC : 35201-357236-3	Talib Hussain	350	215	-	564	350	215	-	564
31-Dec-16	Wajahat Ali	House #: 96 Block #: Ali Block Near Masjid Khatma E Street : Area : Awan Town Nearest Land Mark : City : Lahore	Wajahat Ali CNIC : 35302-9406078-3	Zulfiqar Ali Sh	349	292	-	641	349	292	-	641
31-Dec-16	Irfan Khursheed	House #: 15 A Abbot Road Street : Area : Nr Janki Devi Hospital Nearest Land Mark : City : Lahore	Irfan Khursheed CNIC : 36601-0938349-9	Khursheed Ali Dogar	344	167	-	511	344	167	-	511
31-Dec-16	Farrukh Jamil	House #: 93 C 1 Street : Area : Valancia Town Nearest Land Mark : City : Lahore	Farrukh Jamil CNIC : 35200-1436859-7	Muhammad Jamil	339	284	-	623	339	284	-	623
31-Dec-16	Sajjad Haider Khan	House #: 54 Street :15-D/4, Nr Virtual Univer Area : Shaheen Park Mughal Pura Nearest Land Mark : City : Lahore	Sajjad Haider Khan CNIC : 35200-1536926-7	Ghulam Sarwar Khan	335	252	-	587	335	252	-	587
31-Dec-16	Shahid Iqbal	House #: R-15 Block #: Sector-09 Baradari Street : Area : North Karachi Nearest Land Mark : Fine Bakery City : Karachi	Shahid Iqbal CNIC : 42101-2876543-7	Din Muhammad	331	218	-	549	331	218	-	549
31-Dec-16	Abu Usama Siddiqui	House #: L-818 Block #: Sector 5C/2 Street : Area : North Karachi Nearest Land Mark : City : Karachi	Abu Usama Siddiqui CNIC : 42101-1490625-7	Wasi Ahmed Siddiqui	322	358	-	680	322	358	-	680
31-Dec-16	Syed Ali Murtaza Shah	Flat #: 912 Block #: 2 Marina Allivation Area : Clifton Nearest Land Mark : Near Indus Valley City : Karachi	Syed Ali Murtaza Shah CNIC : 42301-3008183-9	Syed Fida Hussain Shah	321	184	-	505	321	184	-	505
31-Dec-16	Muhammad Riaz	House #: 16 St # 31 Street : Area : Muslamabad Mughalpurah Nearest Land Mark : City : Lahore	Muhammad Riaz CNIC : 35201-1263588-3	Mushtaq Ahmed	319	227	-	545	319	227	-	545
31-Dec-16	Abbas Mohammad Ali	Flat #: A-5 Ground Floor Sunny Terrace Blo Street : Area : Gulistan-e-Johar Nearest Land Mark : Opp Dar Ul Sehat Hospital City : Karachi	Abbas Mohammad Ali CNIC : 42501-1010708-7	Muhammad Ali	318	183	-	501	318	183	-	501
31-Dec-16	Sayed Ali Saim	House #: 716 E2 Street : Area : Wapda Town Nearest Land Mark : City : Lahore	Sayed Ali Saim CNIC : 35201-1926538-5	Syed Muhammad Saim	315	338	-	653	315	338	-	653
31-Dec-16	Muhammad Sohail Chaudhry	House #: 573/3 Block #: S Street : Area : DHA, Near Ptd Exchange, Cantt Nearest Land Mark : City : Lahore	Muhammad Sohail Chaudhry CNIC : 35202-2459961-9	Ch Mohammad Ashraf	313	399	-	711	313	399	-	711

Contd.

Statement Of Written-off Loans

for the year ended December 31, 2016

Rupees in '000

Date	Party Name	Address	Name of the individuals / Partners/Directors (with C.N.I.C. No.)	Father's / Mother's / Husband Name	Outstanding Liabilities at beginning of year				Principal Written-off	Interest / Mark-up written-off	Other Financial Relief Provided	Total (9+10+11=12)
					Principal	Interest / Mark-up	Other	Total 5+6+7=8				
1	2		3	4	5	6	7	8	9	10	11	12
Write Off of Rs. 500,000 and above												
31-Dec-16	Muhammad Saleem Khan	Flat # 412 Block # : Saima Blasing Sector 5-K Street : Area : 4Th Floor North Karachi Nearest Land Mark : Sector 5K City : Karachi	Muhammad Saleem Khan CNIC : 42101-1756135-9	Ameer Aslam Khan	305	258	-	562	305	258	-	562
31-Dec-16	Muhammad Mubashar Bukhari	Flat # : B-58 4Th Floor Sunny Castle Block 1 Street : Area : Gullistan-e-johar Nearest Land Mark : Dar-ul-asehat Hospital City: Karachi	Muhammad Mubashar Bukhari CNIC : 35202-4251166-1	Syed Khalid Tasawor Bukhari	300	201	-	501	300	201	-	501
31-Dec-16	Bilqees Khanum	House # : 65-B Block # : Chuburji Quarter Street : Area : Mullan Road Nearest Land Mark : City : Lahore	Bilqees Khanum CNIC : 35202-7583380-0	Khalid Mehmood	300	214	-	514	300	214	-	514
31-Dec-16	Amjad Ali	Flat # : D-31 Block # : Nepeir Baracks Area : Ptd Officers Colony Nearest Land Mark : Near Jpmc City : Karachi	Amjad Ali CNIC : 42301-1074435-7	Agha Allah Bux Khan	300	368	-	667	300	368	-	667
31-Dec-16	Salahuddin Khan	House # : 370 Block # : Kulachi House Habib Colony Street : Area : Gullistan E Paker, Westridge-iii Nearest Land Mark : City : Rawalpindi	Salahuddin Khan CNIC : 12101-0946761-5	Saad Ullah Khan	300	393	-	693	300	393	-	693
31-Dec-16	Wasim Ullah Khan	House # : A-145 Block # : Sector 11-A Street : Area : North Karachi Nearest Land Mark : City : Karachi	Wasim Ullah Khan CNIC : 42101-1741791-9	Yaman Ullah Khan	299	223	-	522	299	223	-	522
31-Dec-16	Murtaza Mahmood Ispahany	House # : 43/1 Saba View Phase-5 Street : Area : Ext DHA Nearest Land Mark : City : Karachi	Murtaza Mahmood Ispahany CNIC : 42301-5306548-9	Muhammad Jaleel Ispahany	299	210	-	509	299	210	-	509
31-Dec-16	Manzoor Ali Dero	House # : B-446 Phase-II Street : Area : Gulshan-e-hadeed Nearest Land Mark : Near L-6 Market City : Karachi	Manzoor Ali Dero CNIC : 42501-7953217-5	Mohammad Salih Dero	295	369	-	664	295	369	-	664
31-Dec-16	Raja Ali Aman	House # : 723-B Street : Area : Sabza Zar Nearest Land Mark : City : Lahore	Raja Ali Aman CNIC : 35202-3018535-3	Raja Aman Ullah Khan	290	219	-	510	290	219	-	510
31-Dec-16	Waseem Uddin	House # : D-19 Ruffi Green Land Street : Area : Abdul Isphani Road Nearest Land Mark : City : Karachi	Waseem Uddin CNIC : 42201-4273145-1	Muneer Uddin	288	244	-	533	288	244	-	533
31-Dec-16	Muhammad Najaf Khan	House # : Chungi Block # : Amar Sidhu, Awan Mkt, Gali Teh Street : Area : Nr Ali Shahzeb Zari House Nearest Land Mark : City: Lahore	Muhammad Najaf Khan CNIC : 32203-6891769-7	Mushtaq Ahmed Khan	277	291	-	569	277	291	-	569
31-Dec-16	Farrukh Sher Khan	Flat # : K-1 Block # : 10 Park View Apartment Street : Area : Gulshan-e-igbal Nearest Land Mark : City: Karachi	Farrukh Sher Khan CNIC : 42201-6943338-5	Sharafat Sher Khan	271	336	-	607	271	336	-	607
31-Dec-16	Kamran Nawaz Khan	Flat # : 104 Street : Area : Akash Plaza Sector F-10 Markaz Nearest Land Mark : City : Islamabad	Kamran Nawaz Khan CNIC : 37405-1379653-9	Muhammad Nawaz Khan	260	319	-	579	260	319	-	579
31-Dec-16	Farooq Nadeem Akber	House # : 78 J Block # : Street : Area : Model Town Nearest Land Mark : City: Lahore	Farooq Nadeem Akber CNIC : 33100-3201003-7	Muhammad Akber	250	253	-	503	250	253	-	503
31-Dec-16	Nabeel Waqas	House # : 36-S-225 Block # : Adeel Manzil Near National Chu Street : Area : Bahar Colony # 1 Kot Lakhpat Nearest Land Mark : City: Lahore	Nabeel Waqas CNIC : 35202-3438616-9	James K Mal	240	261	-	501	240	261	-	501
31-Dec-16	Muhammad Akbar	House # : E547/11B St# 4 Girls Primery Schod Model Colony # 1 Near Walton Road	Muhammad Akbar CNIC : 33100-0815803-7	M Salamat Ali	459	148	28	635	459	148	-	607
31-Dec-16	Fiaz Ahmed	House # : BB 396-A Street # : 2 Karishanpura Near City Marriage Hall	Fiaz Ahmed CNIC : 37405-6451450-5	Sain Muhammad	499	48	8	555	499	48	-	547
31-Dec-16	M Farooq Raza Khan	House # : L - 62 Block - 12 Unity Banglows Gullistan E Jouhar Near Combind Cng Pump	M Farooq Raza Khan CNIC : 42301-4954555-9	Muhammad Faheem Khan	594	179	24	796	594	179	-	773
31-Dec-16	Abdul Qadeer Javed	House # 3297 Street# 13/A, Sector 1, Airport Housing Society	Abdul Qadeer Javed CNIC : 61101-1891795-3	Abdul Hameed Khan	437	72	8	517	437	72	-	509
31-Dec-16	Yusuf Nazar	House # 8/1 5Th Zamzama Street DHA Phase # 05 Clifton	Yusuf Nazar CNIC : 42301-0811400-1	Asif Nazar	613	180	24	817	613	180	-	793
31-Dec-16	Rufi Habib	House# 3/860 Block 3 Shahfaisal Colony Near Qamar Masjid	Rufi Habib CNIC : 42201-0754569-5	Habibuddin Qureshi	566	230	27	822	566	230	-	796
31-Dec-16	Naveed Ishaq Butt	House # 3016-1E Rang Road Shalley Valley Near Hakeem Plaza	Naveed Ishaq Butt CNIC : 37405-4796676-5	Muhammad Ishaq	701	205	30	936	701	205	-	906
31-Dec-16	Ifikhar Ahmad	House No : 746 Ravi Block Allama Iqbal Town	Ifikhar Ahmad CNIC : 35202-3033057-9	Muhammad Ali	402	162	31	595	402	162	-	564

Contd.

Statement Of Written-off Loans

for the year ended December 31, 2016

Rupees in '000

Date	Party Name	Address	Name of the individuals / Partners/Directors (with C.N.I.C. No.)	Father's / Mother's / Husband Name	Outstanding Liabilities at beginning of year				Principal Written-off	Interest / Mark-up written-off	Other Financial Relief Provided	Total (9+10+11=12)
					Principal	Interest / Mark-up	Other	Total 5+6+7=8				
1	2		3	4	5	6	7	8	9	10	11	12
Write Off of Rs. 500,000 and above												
31-Dec-16	Mahmood Manzur Khan	House# 124-FF Street # : 06 Phase 4 , DHA Lahore Cantt.	Mahmood Manzur Khan CNIC : 35202-1731897-5	Manzur Ahmed Khan	422	174	29	625	422	174	-	596
31-Dec-16	M Sohail Farooq	House #57 Surye 394 Millat Town Rafeeam Near Jamia Masjid Noor	M Sohail Farooq CNIC : 42201-0502651-9	Muhammad Farooq	727	296	34	1,057	727	296	-	1,023
31-Dec-16	Naveed Ahmed Butt	House# 57 Block# 1 Sector C 1 Town Ship	Naveed Ahmed Butt CNIC : 35202-5871136-7	Munir Ahmed Butt	498	194	47	739	498	194	-	693
31-Dec-16	Zia Rafiq Ahmed	House # A - 494 Block # L North Nazmabad Near Maddras Bakarz	Zia Rafiq Ahmed CNIC : 42101-8865266-5	Rafiq Ahmed Qureshi	472	165	27	664	472	165	-	637
31-Dec-16	M Nasir Uddin	House # 32/ii 7Th Commercial Street Phase IV Defence Near Masjid Baitul Salam	M Nasir Uddin CNIC : 42201-0716789-5	Muhammad Ismail	690	132	14	836	690	132	-	823
31-Dec-16	Salma Shahzadi	Flat # B-2 Lucky Plaza Building Block-17 Gulshan E Iqbal Behind National Stadium	Salma Shahzadi CNIC : 42201-5785679-8	Faraz Ahmed	352	169	42	563	352	169	-	521
31-Dec-16	Majid Rasheed	House# 155 Burji Stop Kahula Road Model Town Humak Near Burji Stop	Majid Rasheed CNIC : 37405-3140104-9	Rasheed Ahmed Goreja	402	204	33	639	402	204	-	606
31-Dec-16	Sheikh Farooq Iqbal	House # F-67 Block-B North Nazimabad	Sheikh Farooq Iqbal CNIC : 42101-1889680-9	Iqbal Ahmed Sheikh	365	160	18	543	365	160	-	525
31-Dec-16	M Tariq Azhar	House # 57 Askari 8 Army Housing Society	M Tariq Azhar CNIC : 35201-0934597-9	Muhammad Azhar	448	216	28	693	448	216	-	664
31-Dec-16	M Fahim Siddiqui	Flat# A-30 Block 4 Madina Comferts Block 16 Gulistan-e-Johar Near Johar Chowrang	M Fahim Siddiqui CNIC : 42201-5154235-5	Muhammad Sami Khan	266	241	76	583	266	241	-	507
31-Dec-16	Tauseef Ur Rehman	House No 666A Lane No 5 Peshawar Road	Tauseef Ur Rehman CNIC : 16202-0970190-3	Latif Ur Rehman	233	357	128	719	233	357	-	590
31-Dec-16	Rafaqat Sarfraz	House No 14, Street No 05 , Siddiqui Colony Khuda Bukhsh Road Behind Sodewal Quaters Near Mullan Road	Rafaqat Sarfraz CNIC : 35202-3456089-5	Sarfraz Ahmad	455	498	86	1,040	455	498	-	954
31-Dec-16	Payyam E Khurram	House No 63 A Block No 6 P E C H S Karachi Near Chenaser Hall	Payyam E Khurram CNIC : 42301-1912558-9	Mushtaq Ali	320	391	93	804	320	391	-	711
31-Dec-16	Sheikh Muhammad	H # M 130 0131 Chaudhry Sarfaraz Road Opp Sweet Palace	Sheikh Muhammad CNIC : 37405-5567796-5	Sheikh Muhammad Amin	344	230	68	641	344	230	-	574
31-Dec-16	Muhammad Iqbal Khan	House No 19-D Street No 4 Hazrat Amna Road Qazi Town Rasool Park Near Mullan Road	Muhammad Iqbal Khan CNIC : 35202-8077474-5	Muhammad Hassan Khan	406	313	77	796	406	313	-	719
31-Dec-16	Tayab Iqbal	Flat# 002/A-2 Billys Terrace Block 10-A Gulshan E Iqbal Near Aladin Park	Tayab Iqbal CNIC : 42101-3615317-9	Abdul Majeed	245	263	73	581	245	263	-	508
31-Dec-16	Muhammad Qasim	House # 269 Block E # 2 Johar Town	Muhammad Qasim CNIC : 54400-0524761-5	Ghulam Sarwar	300	370	93	763	300	370	-	670
31-Dec-16	Noor Ahmed	House No 10 Opp 38/A Jait Line Tanga Stand Near Madni Markazi Masjid	Noor Ahmed CNIC : 42301-3703171-1	M Ibraheem	330	329	65	724	330	329	-	658
31-Dec-16	Farooq Ashraf	House# 23 Street-3, Insari Road Near Jama Masjid Irfani Islampura	Farooq Ashraf CNIC : 35202-9826978-1	Muhammad Ashraf	297	263	72	631	297	263	-	560
31-Dec-16	Rafaqat Shahzad	Bhatay Bakh Sultan Pura Near Amir Pan Shop Bhata Pur	Rafaqat Shahzad CNIC : 35201-9019898-7	Anayat Ali	350	256	62	668	350	256	-	606
31-Dec-16	Mian Aamer Ghani	House # 17 St # 2 Sector J Phase 5, Dha Near Jalal Sons	Mian Aamer Ghani CNIC : 35200-4289073-3	Mian Noor Ul Ghani	703	535	86	1,324	703	535	-	1,238
31-Dec-16	S Muslim Shah	House: F 7 Chula Gate Moria Khan Goth Air Port Near Air Port Grammer School	S Muslim Shah CNIC : 42201-6866965-3	Syed Rasool Shah	289	307	77	673	289	307	-	596
31-Dec-16	Wasimullah Khan	House No A 145 North Karachi Sector 11 A Near Falcon House	Wasimullah Khan CNIC : 42101-1741791-9	Eman Ullah Khan	400	396	79	875	400	396	-	796
31-Dec-16	Farooq Nadeem Akbar	House No 78 J Block Model Town Near Model Town Park	Farooq Nadeem Akbar CNIC : 33100-3201003-7	Mohammad Akbar	251	340	100	691	251	340	-	591
31-Dec-16	Umair Ahmed	House No 53, Block-DD, Phase-IV DHA	Umair Ahmed CNIC : 34201-0349264-5	Muhammad Imtiaz Ahmed	232	276	84	593	232	276	-	509
31-Dec-16	Rashid	House # A-439, Sector 11-A North Karachi Power House Chowrang	Rashid CNIC : 42101-7634902-3	Muhammad Hashim	282	240	58	580	282	240	-	522
31-Dec-16	Shafqat Ali	House:18 Rasheeda Park Dollana House Habib Ullah Road Ghari Shahu	Shafqat Ali CNIC : 35202-3950265-1	Ghulam Hussain	298	292	79	669	298	292	-	590
31-Dec-16	M Ajmal Khan	Flat No : 705 7Th Floor Breez Heights Block 2 Clifton Near Bilawal House	M Ajmal Khan CNIC : 21203-5133857-3	Abdul Qayyum Khan	281	383	103	767	281	383	-	664
31-Dec-16	Abdul Muqtadir	Flat# 304/B Wonder Tower Block 11 Gulshan-e-Iqbal Nepa Sindhbad	Abdul Muqtadir CNIC : 42301-6584194-3	Jamshaid Ali Qureshi	306	246	59	611	306	246	-	552
31-Dec-16	Syed Arshad Furrukh	House# 61-N NBC Block 6 , P E C H S Near Ambala	Syed Arshad Furrukh CNIC : 42201-0447261-7	Syed Furrukh Hassan Rizvi	603	756	95	1,454	603	756	-	1,359
31-Dec-16	S Abbas Rizvi	House No D2/1 Abbas Town Abu Hassan Hasani Road Behind Iqra City Apartment	S Abbas Rizvi CNIC : 42101-8166383-9	Syed Shahid Ali Rizvi	279	227	71	577	279	227	-	506
31-Dec-16	Hafiz Huzefa Yousaf	House No 2-A, Street No 1, Habib Park Mansora Mullan Road	Hafiz Huzefa Yousaf CNIC : 35202-7463381-5	Muhammad Yousaf	249	347	97	693	249	347	-	597
31-Dec-16	Aljauddin Divecha	Flat No C 127 Bab E Iqbal Phase 3 Sector 11-E North Karachi Near Nagan Chowrang	Aljauddin Divecha CNIC : 42101-1676297-5	Sheedi Dawood	395	167	-	562	395	167	-	562

Contd.

Statement Of Written-off Loans

for the year ended December 31, 2016

Rupees in '000

Date	Party Name	Address	Name of the individuals / Partners/Directors (with C.N.I.C. No.)	Father's / Mother's / Husband Name	Outstanding Liabilities at beginning of year				Principal Written-off	Interest / Mark-up written-off	Other Financial Relief Provided	Total (9+10+11=12)
					Principal	Interest / Mark-up	Other	Total 5+6+7=8				
1	2		3	4	5	6	7	8	9	10	11	12
Write Off of Rs. 500,000 and above												
31-Dec-16	Asif Rehman	House No 856 Street No 78 I 8/3 Near Kachnar Park	Asif Rehman CNIC : 61101-2711223-7	Abdul Rahman	452	535	93	1,080	452	535	-	988
31-Dec-16	Shahzad	House No # B-183 Phase II Gulshan E Hadeed Near Bank Al-habib	Shahzad CNIC : 41101-4595179-7	Muhammad Hassan	450	477	75	1,002	450	477	-	927
31-Dec-16	Haq Nawaz	House No 4 G-11/2 Servis Road Near Punjab Chakki Ata	Haq Nawaz CNIC : 61101-7614475-7	Ghulam Rasool	525	542	82	1,148	525	542	-	1,066
31-Dec-16	Syed Imtiaz Husain	House No 3 Ghosia Colony Saidpur Road Pindora Chowk	Syed Imtiaz Husain CNIC : 35202-2274855-7	Afsar Shah	277	234	71	583	277	234	-	511
31-Dec-16	Muhammad Sajid	H No 40 St No 6 Saddique Street Liaqatabad Kot Lakhpat	Muhammad Sajid CNIC : 42201-4998858-3	Sardar Ahmed	318	241	63	623	318	241	-	560
31-Dec-16	Muhammad Muzammil	House # R-132 Sector 33-E Korangi # 02 Near Ali Public School	Muhammad Muzammil CNIC : 42201-4998858-3	Muhammad Mahrban	260	283	82	624	260	283	-	542
31-Dec-16	M Naeem Hassan	House No 257-A Housing Society Johar Town Road AbdalIn Co-op Housing Near Johar Town	M Naeem Hassan CNIC : 35301-1899653-5	Mian Moien Ahmed	453	369	66	888	453	369	-	822
31-Dec-16	Nabeel Mehdi	House No 134 Block Q Johar Town	Nabeel Mehdi CNIC : 35202-2619454-3	Qaiser Ali	375	241	59	675	375	241	-	617
31-Dec-16	Ch Tauseef	House No 441 Block A/1 Johar Town	Ch Tauseef CNIC : 35202-5313154-3	Zafarudin Choudhry	549	629	87	1,265	549	629	-	1,178
31-Dec-16	Amir Abbas	House# 366 A Block J Butt Chowk Sabzazar Near Liaqat Chowk	Amir Abbas CNIC : 35202-2703469-9	Safdar Hussain	330	345	74	748	330	345	-	675
31-Dec-16	Muqbal Khan	Flat No A-121, Marine Drive Block No 2 Clifton Opp Marine Height	Muqbal Khan CNIC : 17301-5800217-9	Ahmed Khan	336	369	85	789	336	369	-	705
31-Dec-16	Rozina Pirwani	House # : 431 Street # : 88 G-11/3	Rozina Pirwani CNIC : 42101-3143458-6	Ali Muhammad Pirwani	500	578	91	1,170	500	578	-	1,078
31-Dec-16	Imran Ali Bajwa	Flat # C 28, Jason Apt V I P Aptt Block 7, Clifton Near Borad Becon	Imran Ali Bajwa CNIC : 42301-6457342-3	Salamat Ali	430	285	55	770	430	285	-	715
31-Dec-16	Mian Jamshed	House # 3-B 3Rd Central Lane DHA Phase # 02 Banglow No 3B Near Shell Petrol Pump	Mian Jamshed CNIC : 42301-9207619-1	Mian Khurshood Inamullah	350	298	72	720	350	298	-	648
31-Dec-16	Sohail	Flat # C-05 Block# C Civil Line Clifton Alhabib Pride Near Irani Consulate CL-8	Sohail CNIC : 42301-2568317-7	Abdul Razzaq	314	341	83	738	314	341	-	655
31-Dec-16	Syed Shahid Ikram	House No 13/B Near Hijazi Masjid Behind Jacob Line Hijazi Masjid	Syed Shahid Ikram CNIC : 42201-5790515-7	Muhammad Ikram Shah	384	342	71	798	384	342	-	727
31-Dec-16	Firdous Fatima	House # 329 Street# 14 Sector# 3, APHS Near Civic Centre	Firdous Fatima CNIC : 35202-2444970-6	Abdul Qayyum Butt	269	232	69	569	269	232	-	501
31-Dec-16	Momin Khan	House# 136-A Gulshan Ravi Near Mumtaz Shadi Hall	Momin Khan CNIC : 21202-8915299-5	Mirrat Khan	292	313	83	688	292	313	-	605
31-Dec-16	Muhammad Ejaz	House#13 Street#16 Chakri Road Near Masjid Khulfa E Rashdeen	Muhammad Ejaz CNIC : 37405-6172718-3	Muhammad Ghani Qureshi	320	191	51	562	320	191	-	511
31-Dec-16	Syed Ansar Abbas	House#259 Street#04 Near Old Vegetable Market	Syed Ansar Abbas CNIC : 37405-9527113-9	Syed Hussain Imam	365	253	60	678	365	253	-	618
31-Dec-16	Syed Zeeshan	Flat# 1 Building # 17-C Commercial Street 2 Khayaban-e-shahbaz	Syed Zeeshan CNIC : 42301-0455871-5	Syed Sultan Akhtar	320	241	43	605	320	241	-	561
31-Dec-16	Saima Irfan	House No 627-F-2, Wapda Town	Saima Irfan CNIC : 35202-6366593-4	Irfan Qadir	237	324	102	663	237	324	-	561
31-Dec-16	Ehsan Ali	House # 653 G-4 Block Johar Town	Ehsan Ali CNIC : 35404-1782920-7	Nasr Ullah Khan	495	275	56	826	495	275	-	770
31-Dec-16	M Jahanzaib Salim	House # R-1737 Block # 14 F.B Area Dastagir Near Educational Park	M Jahanzaib Salim CNIC : 42101-1570310-3	Safia Salim	323	323	86	732	323	323	-	646
31-Dec-16	Zafar Adil	House No A-578, Block J North Nazimabad Near Masjid E Batha	Zafar Adil CNIC : 42201-2887533-1	Muhammad Adil	330	339	79	748	330	339	-	669
31-Dec-16	Minhaj Zafar	House No D-6, Block No 6 , F.B Area Aisha Manzil Near Bana Palace	Minhaj Zafar CNIC : 42101-7492101-3	Zafar Ahmed	359	401	85	844	359	401	-	760
31-Dec-16	Mahjabeen	House No M-69/1 1St Floor Saadi Lane No 09 Khayaban-e-ittihad, Dha, Phase-07 Near Rahat Park	Mahjabeen CNIC : 42000-0361063-2	M Abdullah Zahoor	447	611	104	1,162	447	611	-	1,058
31-Dec-16	Malik Muhammad Arif	House # 23 Street # 6 Muhammad Pura Jalan Baghban Pura	Malik Muhammad Arif CNIC : 35201-0978357-7	Malik Ahmad Din	533	335	51	918	533	335	-	867
31-Dec-16	Meer Muhammad	House # 397 Lal Tanki Wali Gali Lower Gizri Near Ubl Bank	Meer Muhammad CNIC : 42201-0872633-3	Ghulam Rasool	358	171	43	573	358	171	-	529
31-Dec-16	Tahir Mahmood	House # 05 Rehman Pura Rani Pind Harbans Pura Near Al Kareem Masjid	Tahir Mahmood CNIC : 35102-4588082-1	Mian M Sarwar	581	496	84	1,161	581	496	-	1,077
31-Dec-16	S Zeeshan Ali Warsi	House # 137-B, Ground Floor PECHS, Block-2, Behind Main Tariq Road, Near Sanaulah	S Zeeshan Ali Warsi CNIC : 42201-0293744-5	Syed Ghazanfar Ali	359	358	66	783	359	358	-	717
31-Dec-16	Razaq Ali Shah	House # 36 Street # 01 Badar Block, Allama Iqbal Town	Razaq Ali Shah CNIC : 35202-6900182-3	Syed Ijaz Hussain	545	537	89	1,171	545	537	-	1,082

Contd.

Statement Of Written-off Loans

for the year ended December 31, 2016

Rupees in '000

Date	Party Name	Address	Name of the individuals / Partners/Directors (with C.N.I.C. No.)	Father's / Mother's / Husband Name	Outstanding Liabilities at beginning of year				Principal Written-off	Interest / Mark-up written-off	Other Financial Relief Provided	Total (9+10+11=12)
					Principal	Interest / Mark-up	Other	Total 5+6+7=8				
1	2		3	4	5	6	7	8	9	10	11	12
Write Off of Rs. 500,000 and above												
31-Dec-16	Ameer Hamza	House # : 16/B Mohallah Laal Deen Street Kacha Jail Road Near Zong Franchise	Ameer Hamza CNIC : 35202-8695772-7	Muhammad Aslam	672	716	107	1,496	672	716	-	1,388
31-Dec-16	Amjad Naseer	House # : 44 13 Younis Shaheed Street Sardar Chapal Malik Park Billal Guni	Amjad Naseer CNIC : 35200-1510141-9	Naseer Ahmad	404	460	91	955	404	460	-	864
31-Dec-16	Shakeel Ahmed	House No 158 Block G 4 Johar Town	Shakeel Ahmed CNIC : 35202-4001603-1	Mumtaz Ali	359	346	96	801	359	346	-	706
31-Dec-16	Sheikh Rafiq Ahmad	House No 170 Upper Portion Block G Model Town	Sheikh Rafiq Ahmad CNIC : 35200-3167785-5	Sheikh Bashir Ahmad	936	892	76	1,904	936	892	-	1,828
31-Dec-16	Imran Rathore	Flat # 27/10C Mehmood Park Wapda Wali Gali Main Road Bazar Shahdra	Imran Rathore CNIC : 35202-2413757-3	Arshad Rathore C M	536	358	47	941	536	358	-	894
31-Dec-16	M Azeem Ur Rehman	Flat No A 501 Al Habib Pride 6Th Floor Civil Line , Clifton Opp Marriat	M Azeem Ur Rehman CNIC : 42301-0996040-3	Mammod Ur Rehman	346	266	61	673	346	266	-	612
31-Dec-16	Shahzad Qamar	House No 84/2 1St Floor, 14Th Street Khayaban E Sehar Phase VII , DHA Near Bilal Masjid	Shahzad Qamar CNIC : 42301-1152036-5	Qamar Hussain	890	1,228	225	2,342	890	1,228	-	2,118
31-Dec-16	Mohammad Ahmed	House No R 1846 Block 15 F B Area Near Madina Masjid Near UBL Sports Complex	Mohammad Ahmed CNIC : 42101-8372670-3	Abdul Rasheed Qureshi	400	352	73	825	400	352	-	752
31-Dec-16	Sheikh Rehan	House No-446 , Block 4 Sector A2 Township	Sheikh Rehan CNIC : 35202-6249389-1	Sheikh Muhammad Yousaf	680	666	81	1,428	680	666	-	1,347
31-Dec-16	Zaid Tariq	Amber Castle Apartment # 302, 3Rd Floor P E C H S , Block-6 Near TCS Office	Zaid Tariq CNIC : 33100-9185159-3	Tariq Javed Hassan	499	472	78	1,049	499	472	-	971
31-Dec-16	Nazeer Hussain	Flat # B-19 4Th Floor Ayesha Garden Garden East Soldier Bazar # 3 Near Fatima Hospital	Nazeer Hussain CNIC : 42201-0476353-5	Muhammad Aqeel	270	257	90	617	270	257	-	527
31-Dec-16	Muhammad Shafiq	House# NA 399 7Th Road New Mulpur Satellite Town	Muhammad Shafiq CNIC : 37405-5297224-9	Muhammad Shareef	1,302	1,419	83	2,805	1,302	1,419	-	2,722
31-Dec-16	M Younus	House # 162/2 Main Khayaban E Tariq Phase # 6 DHA Near C A S School	M Younus CNIC : 42301-1364502-7	Muhammad Hussain	533	478	73	1,084	533	478	-	1,011
31-Dec-16	Wasif Ali Syed	House No 01 Railway Housing Scheme# 06 Westridge Near Bakery Chowk	Wasif Ali Syed CNIC : 37405-5237391-3	Syed Asif Hussain Shah	911	510	71	1,492	911	510	-	1,422
31-Dec-16	Iqbal Hameed	H# 1655 Block 15 Ground Floor F.B Area Near T Ground	Iqbal Hameed CNIC : 42301-9865025-3	Abdul Hameed	452	446	79	977	452	446	-	897
31-Dec-16	Rashid Nasar	Flat No K-102 Saima Avenue Sector No 14-B Shadman North Karachi Near Oxford School	Rashid Nasar CNIC : 42201-0342210-9	Muhammad Abu Nasar	383	429	86	898	383	429	-	812
31-Dec-16	Muhammad Sohail	House No 851-C Mehmoodabad Gate Rasheeda Cottages Near Al Razi Hospital	Muhammad Sohail CNIC : 42301-6180508-3	Muhammad Younis	1,300	1,521	93	2,914	1,300	1,521	-	2,821
31-Dec-16	Wasif Qavi Siddiqui	House No 60-B, South Circular, Avenue DHA Phase No 2 Near Masjid Abu Bakar Defence Club	Wasif Qavi Siddiqui CNIC : 42301-2514887-7	Abdul Qavi Siddiqui	729	178	48	955	729	178	-	907
31-Dec-16	Tahir Mahmood	H # 6-A St # 44 Chaudhry House Bbhatta Chah Meran Near Pak Model Gift School	Tahir Mahmood CNIC : 35202-4322315-5	Ch Ghulam Nabi	584	465	73	1,121	584	465	-	1,049
31-Dec-16	Amir Ali	H# 197 Aminabad Colony Martan Road Near P.L.B Thana	Amir Ali CNIC : 42201-3686754-5	Hassan Ali	745	430	27	1,202	745	430	-	1,175
31-Dec-16	Omar Tanveer	House # 35/1, 32 A Street Off Khayaban E Shamsheer DHA Phase V Near Cafe Clifton	Omar Tanveer CNIC : 42301-6363021-3	Tanveer Mehboob	386	197	24	607	386	197	-	583
31-Dec-16	S Zulfikar Ali Shah	House No 82 Survey No 394 Millat Town	S Zulfikar Ali Shah CNIC : 42201-0624742-9	Mehboob Hussain Shah	337	181	51	569	337	181	-	518
31-Dec-16	Abdul Rehman Khan	H # E-5/2-De-1 Street # 6A , Zaman Colony Cavalry Ground Lahore Cantt Near Rehmanian Masjid	Abdul Rehman Khan CNIC : 36402-2337357-1	Murtaza Khan Sherwani	1,216	1,069	52	2,338	1,216	1,069	-	2,286
31-Dec-16	S Hafeez Ali	House No A/98 Block No 10/A Gulshan E Iqbal Near Madina Blessing Flats	S Hafeez Ali CNIC : 42000-7186687-1	Syed Qudrat Ali	321	285	61	667	321	285	-	606
31-Dec-16	Hashim Ali	House # F 135 PJA Housing Society Wapda Town	Hashim Ali CNIC : 35202-5233858-3	Nazir Hussain	824	800	79	1,703	824	800	-	1,624
31-Dec-16	Rao Abid Jamshed	House # 315 Block K-3 Wapda Town Near Valencia Gate	Rao Abid Jamshed CNIC : 35202-9878565-5	Jamshed Ali Kanwar	428	499	141	1,068	428	499	-	927
31-Dec-16	S Arshad Imam	Flat # D-1 Ground Floor Salima Square Block # 07 Gulshan-e-iqbal Near Disco Bakery	S Arshad Imam CNIC : 42201-9672849-1	S Sadiq Imam	428	268	61	757	428	268	-	696
31-Dec-16	M Akhtar Malik	Flat # 19 4Th Floor Infal Centre Urdu Bazar Near Sabri Nihari	M Akhtar Malik CNIC : 37101-4089474-7	Kram Khan	310	340	89	740	310	340	-	651
31-Dec-16	Faraz Anwer	House # D-160 5 East Street Navy Housing Society Zamzama Clifton Block # 08 Near 2 Talwar	Faraz Anwer CNIC : 42301-6949197-9	Muhammad Ali Anwer	463	410	70	944	463	410	-	873

Contd.

Statement Of Written-off Loans

for the year ended December 31, 2016

Rupees in '000

Date	Party Name	Address	Name of the individuals / Partners/Directors (with C.N.I.C. No.)	Father's / Mother's / Husband Name	Outstanding Liabilities at beginning of year				Principal Written-off	Interest / Mark-up written-off	Other Financial Relief Provided	Total (9+10+11=12)
					Principal	Interest / Mark-up	Other	Total 5+6+7=8				
1	2		3	4	5	6	7	8	9	10	11	12
Write Off of Rs. 500,000 and above												
31-Dec-16	Muhammad Farooq	House No 24/Ii Khayaban-e-beharia Phase No V DHA	Muhammad Farooq CNIC : 42000-9988360-1	Haji Allah Wasaya Malik	1,017	1,251	91	2,359	1,017	1,251	-	2,268
31-Dec-16	Muhammad Ahsan	House No R-544, Block No 19, F.B Area Near Power House	Muhammad Ahsan CNIC : 42101-2272073-9	Muhammad Mugni Ansari	318	194	36	548	318	194	-	512
31-Dec-16	Azam Ali Khan	House # R - 24 Evacue Trust Society Block # 10 - A Gulshan E Iqbal Near Aladin Park	Azam Ali Khan CNIC : 42201-7736517-5	Afsar Ali Khan	787	504	54	1,346	787	504	-	1,291
31-Dec-16	Maqsood Ahmed	House No 256-C Block 6 P E C H S Near Trauma Centre	Maqsood Ahmed CNIC : 33100-8934980-9	Choudry Sultan Ali	470	517	80	1,067	470	517	-	987
31-Dec-16	Amer Ahmed Gangat	House No A-174 Block 1 Gulshan E Iqbal Near Kamran Market & Calux Pump	Amer Ahmed Gangat CNIC : 42201-0459420-7	Abdud Samad Gangat	516	289	50	855	516	289	-	805
31-Dec-16	Amanullah Jangezi	House# B-136 Block 3 Saadi Town, Scheme # 33 Near Umar Masjid	Amanullah Jangezi CNIC : 42301-3893250-3	Muhammad Saleh	380	181	41	603	380	181	-	561
31-Dec-16	Farrukh Shaikh	House No A 169 1St Floor Sector 11 A North Karachi	Farrukh Shaikh CNIC : 42101-1690985-3	Shaikh Abdul Razaq	740	335	66	1,141	740	335	-	1,075
31-Dec-16	Amir Sohail Sheikh	House 1405 Street No 69,DHA Phase 1 Sector F Zone 2	Amir Sohail Sheikh CNIC : 61101-5011670-3	Sheikh Muhammad Hussain	493	223	46	763	493	223	-	716
31-Dec-16	M Afzal Shakeel	Flat# 8-F State Bank Colony H.B.F.C Ichra Apartment Rasool Park Ichra	M Afzal Shakeel CNIC : 35202-5290099-5	Muhammad Ashraf	414	268	61	743	414	268	-	682
31-Dec-16	Raheel Rahman	House # 116/1, 31St Street, Off Khyaban-e-rahah DHA, Phase VI,	Raheel Rahman CNIC : 42000-0508914-7	Abdur Rahman Ibrahim	755	651	74	1,480	755	651	-	1,406
31-Dec-16	Syed Anwer Iftikhar	House # 119/2 St # 33 Khayaban E Muhafiz Phase # VI DHA Near Quran Academy	Syed Anwer Iftikhar CNIC : 42301-1096180-5	Syed Iftikhar Ahmed Zaidi	1,145	505	73	1,722	1,145	505	-	1,649
31-Dec-16	Muhammad Danish	House No 87/2 Khayaban E Hila Main Shaheen Phase No 6 D H A Near Arbi Mehar	Muhammad Danish CNIC : 42301-3271659-3	Muhammad Shoaib	251	345	104	700	251	345	-	596
31-Dec-16	Naveed Ahsan	House No B-80/81 Block 13-D Gulshan E Iqbal	Naveed Ahsan CNIC : 42201-8662253-9	Ahsan Uddin	1,247	816	57	2,121	1,247	816	-	2,064
31-Dec-16	Zaheer Abbas	House# 296-B, 2Nd Enclave, Phase# 8, Bahria Town	Zaheer Abbas CNIC : 37405-9670573-3	Malik Ghulam Abbas	568	594	83	1,245	568	594	-	1,162
31-Dec-16	Hina Iqbal	Flat# 207, 2Nd Floor, Johar Beli View, Apartment, Block# 14, Gulistan-e-johar, Rado Bakery	Hina Iqbal CNIC : 42501-5337894-0	Iqbal Gulraiz	451	432	78	962	451	432	-	884
31-Dec-16	Shikoh Atif	House# S-58 Ayubiya Staff Lane # 6 Phase 7 Ext D.H.A Near Sufia University	Shikoh Atif CNIC : 35202-1120110-7	M H Atif	300	223	63	586	300	223	-	523
31-Dec-16	Khurram Shahzad	House No 187 Street No 04 Phase 2-S Bahria Town	Khurram Shahzad CNIC : 37405-0376671-7	Idress Ahmed Sheikh	418	407	80	905	418	407	-	825
31-Dec-16	Tahir Javed Rathore	House No A-1 Main Road Shahdara Town Near Dar E Arqam School	Tahir Javed Rathore CNIC : 35202-7622985-1	Ch M Yousaf	499	476	78	1,053	499	476	-	975
31-Dec-16	Shumail Pervez	House # A 403 Block 22 Pioneer Corner Sch # 33 University Road Near Sheikh Zaid Islamic Center Opp Govt Physical College	Shumail Pervez CNIC : 42201-0440935-3	Pervez Asghra Zia	581	454	119	1,154	581	454	-	1,035
31-Dec-16	Muhammad Asif	House# 1166 Block 14 F B Area Near Ayub Manzil	Muhammad Asif CNIC : 42101-6631425-5	Muhammad Aftab	517	572	134	1,223	517	572	-	1,089
31-Dec-16	Sheikh Luqman	House# E-80 Satellite Town Near Holy Family Hospital	Sheikh Luqman CNIC : 37405-0639590-5	Sheikh Muhammad Suleman	505	225	45	775	505	225	-	730
31-Dec-16	Shoukat Ali	House # 6/1 Flat # 5-BS Block 1 Nida Square Hussainabad F B Area Gulberg Town Near Usman Memorial Hospital	Shoukat Ali CNIC : 42101-1554248-1	Mohammad Iqbal	708	714	100	1,521	708	714	-	1,422
31-Dec-16	Muhammad Sardar	House No 11 Street No 16, Gulzaib Colony Mor Samanabad	Muhammad Sardar CNIC : 35202-8114801-3	Noor Muhammad	409	278	56	742	409	278	-	687
31-Dec-16	Imtiaz Ul Haq Butt	House Number S-26 Street Number 4/A Phase 7 Extension DHA	Imtiaz Ul Haq Butt CNIC : 42201-1413797-3	Muzafar	319	189	24	532	319	189	-	508
31-Dec-16	Ghulam Abbas Jafre	House No B-185, Block-I, North Nazimabad Near Khadija Market	Ghulam Abbas Jafre CNIC : 42101-1575078-7	Nasir Hussain Jafre	384	317	67	768	384	317	-	700
31-Dec-16	Ahmed Hussain	House No 84/2 Khayaban-e-seher Of f 14Th Street DHA Phase 7 Near Bilal Masjid	Ahmed Hussain CNIC : 42301-7291905-9	Shehzad Qamar	643	886	185	1,714	643	886	-	1,529
31-Dec-16	Inayat Ali Hudda	Flat# 205,Golden Palace-268/I, Mill Street Garden West	Inayat Ali Hudda CNIC : 42201-0548449-1	Roshan Ali A Huda	500	705	104	1,309	500	705	-	1,205
31-Dec-16	Aamir Siddique	House No 273 Sector A Askari 10 Cantt	Aamir Siddique CNIC : 38403-2134039-5	Muhammad Siddique	495	349	62	906	495	349	-	844
31-Dec-16	Amir Hussain	Flat#20 3Rd Floor Meena Bazar Deluxe Apartments Karimabad F.B Area Block # 03	Amir Hussain CNIC : 42101-1480918-5	Muhammad Sadiq	431	386	54	871	431	386	-	817
31-Dec-16	Atiq Ur Rehman	House No 2/3, Subhani Street, Saanda Khurd	Atiq Ur Rehman CNIC : 35202-0172450-5	Dilawar Khan	724	1,026	103	1,853	724	1,026	-	1,750
31-Dec-16	M Irfan Khan	House No 15, Sector No B-3, Sheet No 1 Saeedabad Near Baldia Town	M Irfan Khan CNIC : 42401-2057532-5	M Hanif Khan	1,139	1,387	91	2,617	1,139	1,387	-	2,526
31-Dec-16	Basharat Ali	House No 7/8 Survey No 79 Golden Town Wirlex Gate Near Wirlex Gate	Basharat Ali CNIC : 42201-8520178-7	Ali Ahmed	585	910	141	1,636	585	910	-	1,495

Contd.

Statement Of Written-off Loans

for the year ended December 31, 2016

Rupees in '000

Date	Party Name	Address	Name of the individuals / Partners/Directors (with C.N.I.C. No.)	Father's / Mother's / Husband Name	Outstanding Liabilities at beginning of year				Principal Written-off	Interest / Mark-up written-off	Other Financial Relief Provided	Total (9+10+11=12)
					Principal	Interest / Mark-up	Other	Total 5+6+7=8				
1	2		3		5	6	7	8	9	10	11	12
Write Off of Rs. 500,000 and above												
31-Dec-16	Abdul Rauf Malik	House# 24/11 Khayaban-e-bahria Phase # V DHA Near Sultan Masjid	Abdul Rauf Malik CNIC : 42301-8492223-3	Malik Allah Wassaya	334	207	76	617	334	207	-	541
31-Dec-16	Syed Raza Ali Shah	House # 18-A Street # 15 Shah Jamal Near Ahsan Hospital	Syed Raza Ali Shah CNIC : 35202-8162479-5	Syed Jaffar Ali	964	759	77	1,799	964	759	-	1,722
31-Dec-16	Aurang Zaib	House No 8628 Mohalla Police Chowki Dhoke Ratta Amral Near Police Chowki	Aurang Zaib CNIC : 33100-8440304-5	Muhammad Ramzan	746	867	91	1,704	746	867	-	1,613
31-Dec-16	Mehmood Hussain	Technical Director Banglow Gul Ahmed Textile # Unit # 03 Landhi	Mehmood Hussain CNIC : 42501-8604811-1	Malik Manzoor Hussain	719	345	40	1,104	719	345	-	1,063
31-Dec-16	M Faheem Qureshi	House No A-140 Block J North Nazimabad Near Modern Palace	M Faheem Qureshi CNIC : 42101-8146611-3	M Qatab	511	421	110	1,043	511	421	-	933
31-Dec-16	Naeem Ur Rehman	House# R-913 Sector 15-A-1 Buffer Zone North Nazimabad Near Haroon Shopping Centre	Naeem Ur Rehman CNIC : 42101-9039252-9	Inayat Ullah	422	213	50	685	422	213	-	635
31-Dec-16	Farhan Sheikh	House No F 67 Block B North Nazimabad	Farhan Sheikh CNIC : 42501-1889678-5	Iqbal Ahmed Sheikh	862	370	20	1,251	862	370	-	1,232
31-Dec-16	Salman Ahmad	House # 30-B Green City Barki Road Lahore Cantt	Salman Ahmad CNIC : 17301-1543772-7	Zahoor Ahmad Durrani	437	271	61	769	437	271	-	708
31-Dec-16	M Mehdi Khan	House # C-4/1 Ground Floor Street No 1 Block L North Nazimabad	M Mehdi Khan CNIC : 42000-0371510-5	Nurul Hassan Khan	360	421	91	871	360	421	-	781
31-Dec-16	Muhammad Saleem	House # SN 1099 Qayum Abad Shamasabad Dhoke Kala Khan Near Masjid AJ Noor Hanfia	Muhammad Saleem CNIC : 37405-0608652-9	Muhammad Miskeen	524	505	79	1,107	524	505	-	1,028
31-Dec-16	Ilyas Ahmad	House No 222 Block E Sabza Zar	Ilyas Ahmad CNIC : 35202-9762578-9	Ahmad Din	496	311	53	860	496	311	-	807
31-Dec-16	Syed Kazim Raza	House No D-196 Naval Housing Scheme Clifton Near Ocean Towers	Syed Kazim Raza CNIC : 42301-2916720-5	S Mazhar Hussain Gilani	429	510	86	1,026	429	510	-	939
31-Dec-16	Uzair Khan	House No 11 Street No 2 Faisal Street Prem Nagar Raj Garh Near Gold Asia Jewellers	Uzair Khan CNIC : 35202-7931676-5	Sabir Ali Khan	389	472	94	954	389	472	-	860
31-Dec-16	Syed Salman Hasan	House# B-152 Block L North Nazimabad	Syed Salman Hasan CNIC : 42101-9517941-9	Syed Sarfaraz Hasan	1,691	1,319	64	3,073	1,691	1,319	-	3,009
31-Dec-16	Noman Gul	House # 546 & 547 Block 33 Tara Chand Road Kemari Near Qadri Masjid	Noman Gul CNIC : 42401-6061350-3	Hakim Qari Gul Rehman	570	386	56	1,011	570	386	-	956
31-Dec-16	Farhan Nazeer	House No 710 Area 37-D Landhi No1 Near Honey Beauty Parfour	Farhan Nazeer CNIC : 42201-7441227-5	Nazeer Ahmed	485	535	86	1,106	485	535	-	1,020
31-Dec-16	Mohsin Ikram	House No 8-B 12Th Central Street Phase II DHA Near DHA Club	Mohsin Ikram CNIC : 42301-4338793-1	Sheikh Waseem Ikram	634	500	74	1,207	634	500	-	1,133
31-Dec-16	Muhammad Afzal	House # 109-E/11-C Street # 04 Ferdos Market Firdos Park Near General Hospital	Muhammad Afzal CNIC : 35201-1385638-1	Muhammad Jahangir	343	383	85	810	343	383	-	725
31-Dec-16	Khalid Mahmood Shah	House # 121 B/1 Street # 8 Bath island Clifton Near Faysal Masjid	Khalid Mahmood Shah CNIC : 42301-4670820-9	Alaf Hussain Shah	346	166	66	578	346	166	-	512
31-Dec-16	Rizwan Shaukat	Plot No 40-A Phase-5 DHA Ext Mian Saba Avenue Off Khayaban E Shamsheer Near Cafe Zouk	Rizwan Shaukat CNIC : 42301-9551807-7	Shaukat Hussain	838	1,177	101	2,115	838	1,177	-	2,014
31-Dec-16	M Mohsin Butt	House # E/514 Kucha Hawgran Shah Alam Gate Near Pari Mehal	M Mohsin Butt CNIC : 35202-0319777-3	Ghulam Hassan Butt	345	220	40	605	345	220	-	565
31-Dec-16	Khurram Bukhari	House No D 64 Block 9 Clifton	Khurram Bukhari CNIC : 41303-7659692-7	Zahoor Hussain Shah	428	391	83	902	428	391	-	819
31-Dec-16	Hammad Ahmad Baig	House # 174 Block # C Abdalian Society Near Shaukat Khanum	Hammad Ahmad Baig CNIC : 35201-9183819-5	Mushtaq Ahmad Baig	1,096	1,206	138	2,440	1,096	1,206	-	2,302
31-Dec-16	Kashif Aslam	House # 1 Street # 30 Shah Fareed Abad Shah Noor	Kashif Aslam CNIC : 35202-2098510-7	Muhammad Aslam	366	369	87	822	366	369	-	735
31-Dec-16	Abid Hussain	Flat No E-201 M T Khan Road New Haji Camp Sultanabad Near Siddiqui General Store	Abid Hussain CNIC : 42301-7249635-3	Lal Hussain	382	163	45	590	382	163	-	546
31-Dec-16	Mohsin Ishtiaq	House No 31 Sector C1 Block II Main College Road Near Township	Mohsin Ishtiaq CNIC : 35202-3358992-9	Ishtiaq Ahmed	454	462	84	999	454	462	-	915
31-Dec-16	Mohammad Hilal	House# A-163 Pia Society Gulistan E Johar Block 9 Opp Bismillah Tower	Mohammad Hilal CNIC : 42201-3325330-9	Anwar Ul Hasan	1,530	1,268	67	2,865	1,530	1,268	-	2,799
31-Dec-16	M Aslam Pardesi	House No D-53 Block 6, F.B. Area Near F B Area Silk Bank	M Aslam Pardesi CNIC : 42101-6511114-9	Ismail Pardesi	1,169	1,786	275	3,230	1,169	1,786	-	2,955
31-Dec-16	Dilawer Khan	Flat No 408 4Th Floor Sheraton Tower Ghulam Husain Qasim Road Garden West Near Farooq Azam Masjid	Dilawer Khan CNIC : 91105-0108903-5	Ameer Muhammad Khan	546	540	79	1,165	546	540	-	1,086
31-Dec-16	Hamid Mahmood	House # 433 St # 3 Javed Colony Baghban Pura	Hamid Mahmood CNIC : 35201-1838763-5	Shaukat Ali	303	247	70	621	303	247	-	551
31-Dec-16	Imrana Pervaiz	House# A-75 KAECHS Block 8 Balouch Colony Shahrak E Faisal Near Bismillah Taqi Hospital	Imrana Pervaiz CNIC : 42201-0427414-2	Muhammad Pervaiz	526	572	87	1,185	526	572	-	1,098
31-Dec-16	Pervez Iqbal	House No.10/2,13Th Zulfiqar Street Off Kh-e-qasim, Phase 8,DHA,	Pervez Iqbal CNIC : 42301-0983764-7	M Hidayat Ullah	983	437	58	1,478	983	437	-	1,420

Contd.

Statement Of Written-off Loans

for the year ended December 31, 2016

Rupees in '000

Date	Party Name	Address	Name of the individuals / Partners/Directors (with C.N.I.C. No.)	Father's / Mother's / Husband Name	Outstanding Liabilities at beginning of year				Principal Written-off	Interest / Mark-up written-off	Other Financial Relief Provided	Total (9+10+11=12)
					Principal	Interest / Mark-up	Other	Total 5+6+7=8				
1	2		3	4	5	6	7	8	9	10	11	12
Write Off of Rs. 500,000 and above												
31-Dec-16	Syed Adeel Mehmood	House No 93 B/2 Circular Street D H A Phase II Near Ghanisons	Syed Adeel Mehmood CNIC : 42000-0511642-9	S Mehmood Ahmed Shah	446	242	46	734	446	242	-	688
31-Dec-16	Faheem Ullah Shaikh	Flat # 405 Block D Rufi Green City Block 18 Gulistan E Jauhar Near Perfume Chowk	Faheem Ullah Shaikh CNIC : 45203-6195476-9	Gul Hasan Shaikh	350	320	75	745	350	320	-	670
31-Dec-16	Ishaque Sheikh	House No A-1963 Block No 02 Metroville-iii Gulzar-e-hijri Near Paradise Bakery	Ishaque Sheikh CNIC : 42201-8456036-1	Ghulam Qadir Sheikh	479	430	81	989	479	430	-	908
31-Dec-16	Muhammad Javed	House No 580 Block N Samnabad Near Qyoom Park	Muhammad Javed CNIC : 35202-2898736-3	Muhammad Sharif	512	393	77	982	512	393	-	905
31-Dec-16	Mahmud Ahmed	House No # 258-H, Street 6 Phase V DHA	Mahmud Ahmed CNIC : 72029-0467-7	Na	1,044	961	83	2,087	1,044	961	-	2,004
31-Dec-16	Shakeel	Flat # 445 4Th Floor Manila Center Block # 13-D Gulshan-e-igbal Near Civic Centre	Shakeel CNIC : 42201-0481671-3	Muhammad Bashir	350	171	43	564	350	171	-	521
31-Dec-16	Ghulam Mohyuddin	House # 2 Staff Colony Site Near Jamia Binoria Site	Ghulam Mohyuddin CNIC : 43202-2550865-7	Ghulam Sarwar Khan	650	423	149	1,222	650	423	-	1,073
31-Dec-16	M Murad Khan	House # 2 Site Staff Colony Site Near Jamia Binoria	M Murad Khan CNIC : 42201-3540205-7	Ghulam Sarwar Khan	431	280	108	819	431	280	-	711
31-Dec-16	Anas Ajmal Saeed	House No A C27 Block A North Nazimabad Near State Bank	Anas Ajmal Saeed CNIC : 42101-0439229-3	M Ajmal Saeed	890	495	98	1,483	890	495	-	1,385
31-Dec-16	Imran Asghar Sheikh	House # 03 Gate 1 Main Road Gulraiz Housing Scheme Phase 6	Imran Asghar Sheikh CNIC : 37405-6669619-9	Mohammad Asghar	406	222	44	671	406	222	-	627
31-Dec-16	M Nafees Kamani	Flat No A/15 4Th Floor Zeenat Arcade Gul Mehar Street Gurmamdir Near Edhi Centre	M Nafees Kamani CNIC : 42000-0551984-1	Abdul Ghaffar Kamani	479	224	36	739	479	224	-	704
31-Dec-16	Hasan Ahmed	House No 107 12 Lane Khayaban-e-rahat Phase 7 , DHA Near B1al Masjid	Hasan Ahmed CNIC : 42101-4808381-7	Abdul Qadir	966	491	42	1,499	966	491	-	1,457
31-Dec-16	Pervez Daredia	Suit 303 2Nd Floor Plot # B-7 Grand Residency 2 Street 2 Bath Island Near Franch Embassy	Pervez Daredia CNIC : 91509-0127060-9	Shamsuddin Haji	1,451	757	41	2,248	1,451	757	-	2,208
31-Dec-16	M Anwaar Feroze	House # 257 St# 2-A Judicial Colony/Airport Chowk	M Anwaar Feroze CNIC : 37405-0300655-7	Muhammad Feroze Awan	389	174	99	662	389	174	-	563
31-Dec-16	Haroon Younus	Flat # 303 3Rd Floor Farhan Square Block 14 Gulstan E Johar Near Darul Sehat	Haroon Younus CNIC : 42201-4608046-7	Muhammad Younus Khan	545	288	107	939	545	288	-	833
13-Oct-16	Concord Communication Through. Syed Hasan Abbas	House No F-45, Old Survey Sheet No K-28, Survey Sheet No 44, Block No 52 Rizvia Co-operative Housing	Syed Hasan Abbas CNIC : 42101-9264053-9	Syed Masood Hasn Jaffery	-	1,081	-	1,081	-	1,081	-	1,081
					1,990,121	634,389	14,510	2,639,020	957,533	632,240	584	1,590,357

Emaan Islamic Banking Business

for the year ended December 31, 2016

ISLAMIC BANKING BUSINESS **EMAAN**
ISLAMIC BANKING

ANNEXURE - II

The Bank is operating with 10 Islamic Banking branches at the end of 2016 (2015: 10)

	Note	2016	2015
		Rupees in '000	
A) STATEMENT OF FINANCIAL POSITION AS AT DECEMBER 31, 2016			
ASSETS			
Cash and balances with treasury banks		1,094,979	533,473
Balances with other banks		24,214	17,765
Due from financial institutions		919,857	-
Investments		981,480	1,119,446
Islamic financing and related assets	A-2.1	8,222,658	4,647,752
Operating fixed assets		94,118	98,639
Other assets		1,299,245	2,022,102
Total Assets		12,636,551	8,439,177
LIABILITIES			
Bills payable		491,048	632,237
Due to financial institutions		-	-
Deposits and other accounts			
-Current accounts		2,772,405	1,233,157
-Saving accounts		1,510,460	1,448,097
-Term deposits		2,432,477	1,836,938
-Others		38,015	40,531
-Deposit from financial institutions - remunerative		4,147,991	2,046,009
-Deposits from financial institutions - non-remunerative		39	60
Due to Head Office		-	-
Other liabilities		51,207	50,395
Total Liabilities		11,443,642	7,287,424
NET ASSETS			
		1,192,909	1,151,753
REPRESENTED BY			
Islamic Banking Fund		1,325,000	1,325,000
Reserves		-	-
Accumulated loss		(130,526)	(178,897)
		1,194,474	1,146,103
Surplus on revaluation of assets		(1,565)	5,650
		1,192,909	1,151,753
Contingencies and commitments			
A-2.1 Islamic Financing and Related Assets			
Financings / Investment Receivables			
Murahaba		1,228,192	3,280,752
Musharaka		-	-
Diminishing Musharaka		6,107,311	424,000
Musawammah		887,155	943,000
		8,222,658	4,647,752
A-2.2 Contingencies and commitments			
Guarantees favoring			
- Government		12,118	27,656
- Banking companies and other financial institutions		1,255,214	1,221,567
- Others		-	100,000
Commitments in respect of forward exchange promises			
Forward exchange promises with State Bank of Pakistan, banks and other institutions			
- Sale		-	-
- Purchase		1,255,925	471,961

Emaan Islamic Banking Business

for the year ended December 31, 2016

ANNEXURE - II

	Note	2016	2015
		Rupees in '000	
B) REMUNERATION TO SHARIA ADVISOR / BOARD		9,750	4,536
C) During the year no charity was credited to Charity Fund Account nor any payment made out of it.			
D) PROFIT AND LOSS ACCOUNT FOR THE YEAR ENDED DECEMBER 31, 2016			
Profit / return earned on financings, investments and placements		717,486	306,389
Return on deposits and others dues expensed		(347,484)	(326,480)
Net spread earned		370,002	(20,091)
Other Income			
Fees, commission and brokerage income		8,180	9,932
(Loss) / income from dealing in foreign currencies		(122)	3,739
Gain on sale of securities		(601)	10
Other income		5,486	3,124
Total other income		12,943	16,805
		382,945	(3,286)
Other Expenses			
Administrative expenses		(334,223)	(290,432)
Other charges	31	(351)	-
		(334,574)	(290,432)
Profit / (loss) before taxation		48,371	(293,718)

E) DISCLOSURES

The number and nature of pools maintained by the IBD along with their key features and risk and reward characteristics are as follows:

Emaan Islamic Banking, the Islamic Banking Division (IBD) of Silkbank Limited, has a well-defined profit and loss distribution and pool management framework for creation of one or more pools of assets to be financed by different types of deposits. Currently, the IBD has the policy of maintaining a single Mudaraba Pool. All funds obtained through Islamic Banking operations are being invested in this Common Mudaraba Pool. The key features and risk / reward features of the same are given below:

Key Features

The Account Holder, in his capacity as the fund provider (called Rabbul Mal in Fiqh terminology) authorises the IBD acting as the investment manager (called Mudarib in Fiqh terminology) to invest the Account Holder's funds on the basis of an unrestricted Mudaraba agreement in line with rules and principles of Shari'a.

Under the unrestricted Mudaraba agreement, the IBD in its capacity as the fund manager invests the funds accepted from Account Holders in Shari'a compliant financing and investments. The IBD receives a pre-agreed percentage (Mudarib Share) of the profit generated from these activities.

In line with the principles of commingling Mudaraba, where the Mudarib is permitted to commingle its own funds with the funds received on the basis of the Mudaraba, and to comply with the regulations of the SBP on creation of an Islamic Banking Fund (the "IBF"), Silkbank has created an Islamic Banking Fund of Rs. 1,325 million and deposited the same in its common Mudaraba pool.

Risk and Reward Characteristics

The profit is shared between the Rabbul Mal and the Mudarib as per the agreed ratio, while the loss, if any, is borne by the Rabbul Mal in proportion to his invested amount unless the Mudarib is found to be negligent or in breach of the terms and conditions of the Mudaraba Agreement.

In case of commingling of the Mudarib's own funds with the funds of the Account Holders, the Mudarib shall get the full profit of its own funds and bear the entire loss thereof.

Profit for the Account Holder is calculated on the basis of a weightage system which takes into consideration the size of funds, its period and profit payment frequency (details of the weightages are available in all the branches and Silkbank's website). The bigger the size of the fund and the longer the tenor, the higher would be the weightage allocated to the fund for profit distribution.

Emaan Islamic Banking Business

for the year ended December 31, 2016

Avenues / sectors of economy / business where Mudaraba based deposits have been deployed.

Mudaraba based funds have been deployed to diversified sectors and avenues of the economy / business mainly to Government, Financial Institutions, Construction, Telecommunication, Manufacturing and Services sectors.

Parameters used for allocation of profit, charging expenses and provisions etc. along with a brief description of their major components

The profit of deposit pool is calculated on the earning assets booked by utilising the funds from the pool. No general or administrative nature of expense is charged to the pool. The profit of the pool is shared among the members of the pool on pre-defined mechanism based on the weightages announced before the profit calculation period.

Profit and Loss distribution in Common Mudaraba Pool

2016

General Depositors Pool	Mudarib Share ('000)	Mudarib share (% of Distributable Income)	Amount of Mudarib share transferred to depositors through Hiba ('000)	Profit rate and weightages announcement period	%age of Mudarib share transferred to depositors through hiba (%)	Profit rate earned (%)	Profit rate distributed (%)
Common Mudaraba Pool	173,511	26.39%	28,055	Monthly	16.17%	9.95%	4.60%

2015

General Depositors Pool	Mudarib Share ('000)	Mudarib share (% of Distributable Income)	Amount of Mudarib share transferred to depositors through Hiba ('000)	Profit rate and weightages announcement period	%age of Mudarib share transferred to depositors through hiba (%)	Profit rate earned (%)	Profit rate distributed (%)
Common Mudaraba Pool	114,626	20.45%	17,589	Monthly	15.34%	10.03%	6.32%

Complaints Handling at Silkbank

With the bank's primary focus on "Customer Service", Silkbank has a designated unit for handling customer grievances. Silkbank implemented state-of-the-art complaint management system in 2009, access of which has been given to all the front-end channels to register and resolve customer grievances in real-time basis and provide immediate solutions to our customers.

In 2016, Customer Satisfaction Quality Division spearheaded the effort to minimize customers' grievances and to facilitate timely resolution of customer service issues through the engagement of Senior Management, Business Heads and support segments through monthly service meetings and forums to analyze top complaints and undertook re-engineering initiatives to avoid recurrence of issues .

During the year, training program were implemented for Consumer Asset sales staff to undergo mandatory session on "Fair Treatment of Customers" guidelines. Greater empowerment was given to our Phone Banking and Complaint Management Unit by eliminating dependency on back-offices by providing the front-end units with system tools for process efficiency and enhanced customer experience.

Our annual Customer Satisfaction Survey is carried out by an independent research study last year reflected the best service indicators amongst the industry at Overall Highest Satisfaction score at 89 % and Problem Incidence Rate at 8% . This is direct reflection of the commitment of the senior management in line with the vision of the bank.

Complaints Volume and Resolution Timeliness in 2016:

In 2016, Silkbank Complaint Management resolved 6,154 complaints received from our customers of which 82% of the complaints were resolved within 5 working days which is an improvement of 18% in resolution timeliness over the year 2015. The average TAT of complaints resolution in 2016 stands at 4 working days. Given below the product-wise break-up of the total complaints received during 2016 along with the average resolution TAT against each product category:

Products/Services area	Complaint Source			Number of complaints* (complaints dealt exclusively by the bank .This does not include cases forwarded by BMP & SBP		Average Resolution Time	Number of complaints forwarded by BMP			
	Email / E-form	Letter /form	Call	YTD	Pending		BMP Referrals	Decided		Pending
								Complied	Non complied	
Credit Cards	169	27	2752	2965	0	5	27	27	-	0
Personal Loan/Overdraft	169	21	1037	1252	0	5	77	77	-	0
Account Maintenance	98	4	522	627	0	4	14	14	-	0
e-banking	65	1	676	742	0	4	0	0	-	0
ATM/Debit Card	62	4	331	399	0	4	12	12	-	0
Miscellaneous	19	2	142	159	0	5	2	2	-	0
Bancassurance	6	0	2	8	0	3	4	4	-	0
Total	588	59	5462	6152	0	4	136	136	-	0

THE
CLIMAX



An abstract graphic composed of multiple overlapping, hand-drawn red lines. The lines form various geometric shapes, including triangles and polygons, and some curved paths. The overall effect is a sense of movement and complexity, with the lines extending from the left side of the page towards the right and upwards.

HIGHLIGHTS AND ACHIEVEMENTS

Silkbank in the year 2016 has accelerated to provide you an evolutionary banking experience with its utter commitment and absolute dedication for a vision to attain heights. Silkbank takes a lot to understand your ultimate banking needs, for a distinct purpose to give you a better exposure so you make your way towards the stars. Silkbank closes a milestone year with a new year.

Milestones and Achievements



Business Growth

The Bank declared an operating profit of Rs. 1.23 billion, with a Profit after Tax of Rs. 739 million. The results were a turnaround for the Bank with a net profit increase of Rs. 2.58 billion over the previous year's result.

The growth was driven by a formidable increase of 40.31% in Net Interest Income, with Non-Interest Income also reflecting a strong growth of 16.81%. Despite recording the extraordinary growth in earnings, the administrative expenses only grew marginally by 4.4%. During this period deposits grew by Rs. 5.69 billion and advances by Rs. 2.3 billion, with Non-Performing Loans (NPL's) reducing by Rs. 2.7 billion.

- Margin growth by 31% from Rs. 1.12 billion in 2015 to Rs. 1.56 billion in 2016
- Non-funded Income is Rs. 222 million compared to last year which was standing at 160 million

Credit Cards

- ENR growth of Rs. 369 million in 2016
- Increase in spending by 43% to Rs. 11.34 billion in 2016
- 43,622 new cards acquired during 2016

Products	Cards in Force	ENR (Rs.)
Credit Card	100,205	2,829

Emaan Islamic

- Deposit book registered a healthy growth of Rs. 4,297 million, depicting YTD growth of 65.05% and stands at Rs. 10,901 million as of Dec'16 (Dec'15: Rs. 6,604 million)

Products	PE 2016	YTD Growth	Growth Mix
Current	Rs. 2,810m	Rs. 1,537m	35.77%
Savings	Rs. 5,657m	Rs. 2,163m	50.35%
TD	Rs. 2,434m	Rs. 597m	13.89%



Consumer Banking

Personal Installment Loan and Ready Line have performed exceptionally in 2016. Both the products exceeded expectations and with ENR at 8.7 billion, Personal Loan and Ready Line crossed milestone of Rs. 1 billion profitability. Below are some of the key achievements:

- ENR Growth of Rs. 852 million in 2016
- EBIT Growth of 72% from Rs. 609 million in 2015 to Rs. 1.05 billion in 2016



Alternate Delivery Channels

- Increase of Visa Debit Cards customer-base by 29,877 for the year 2016
- Visa Debit Card retail spending increased by 7.80% to Rs. 1.23 billion in 2016
- ATM transaction volume increased by 4.71% from Rs. 15.07 billion in 2015 to Rs. 15.78 billion in 2016
- ADC Services Enrollments for the Year:

- SMS Enrollments	17,480
- E-Statement Enrollments	12,217
- Internet Banking Enrollments	9,092
- Mobile Banking Enrollments	14,709



Corporate & Investment Banking

During 2016, the Bank retired its Rs. 2,200 million PNCPS (Perpetual Non-Cumulative Convertible Preference Share Issue) which was issued in 2013. The PNCPS provided investors with a gross return of 14% CAGR. Investors included financial institutions, corporates, provident and pension funds and high net-worth individuals.

- Structured a Rs. 225 million receivables based facility for Daewoo Pakistan
- Structured a Rs. 135 million receivables based facility for Omar Jibran
- Advised on a Syndicated Term Finance Facility of Rs. 2 billion
- Underwrote Dost Steels Rights Issue to the extent of Rs. 450 million
- Underwrote PEL's Rights Issue to the extent of Rs. 100 million

Small & Medium Enterprises (SME)

Major achievement of SME business in 2016:

- ENR increased from Rs. 7,068 million to Rs. 8,467 million, in terms of percentage it increased by 19.79%
- Deposits increased from Rs. 3,321 million to Rs. 3,974 million, while percentage increased by 19.66%
- Margin increased from Rs. 272.88 million to Rs. 343.38 million, while percentage increased by 25.84%
- NFI increased from Rs. 95.16 million to Rs. 97.42 million, while percentage increased by 2.37%
- EBIT increased from Rs. 97.91 million to Rs. 187.10 million, while percentage increased by 91.09%

Special Assets Management Group

- During the year 2016, a remarkable impact on P&L for Rs. 2,874 million was contributed by SAMG against a budgeted amount of Rs. 830 million which includes Rs. 2,201 million in terms of provision reversal / saved against a target of Rs. 421 million
- Also, SAMG was able to bring down the overall NPL to advances ratio from 33.6% in 2008 to as low as 8.4% by the end of year 2016
- SAMG team was also successful in recovering Rs. 47 million out of the written off loans
- OREO properties in Karachi & Islamabad were sold at a price of Rs. 640 million against the book value of Rs. 347 million, making a gain of Rs. 293 million

HR – People Management

- Formulated and implemented Strategic Human Resource Plan to support Employee Engagement, Employer Branding & Employee Welfare
- Worked towards creating an environment which will maintain mutually beneficial employee employer relations & helped people work under HR policy framework
- Continued to aim for providing quality service, hiring of right people in right role and delivering effective and comprehensive support across all functions
- Engaged leading trainers and conducted various team building sessions plus training workshops. Silkclub activities executed across the country



Customer Service & Quality

- The Mystery Shopping Program scores stands at 92%, which is an independent research indicator, indicating our standing in industry as amongst the top service provider
- Call Center was upgraded to ensure increased uptime, better voice quality and optimal uptime of system and application. Call Center capacity was also enhanced to ensure maximum availability for our customers as well as assure our customers of our commitment to service quality
- Bank's IVR functionality was enhanced with 'Queue Management' system to allow callbacks to customers who do not want to hold during wait period to achieve 100% contact rate with our customers
- IVR, Internet Banking and SilkMobile application were equipped with 'Customer Feedback' option for our customers to directly provide their input on the quality service and allow the bank to identify customers' requirement and improve our services



Operations and Technology

- Biometric Verification has been developed and deployed to comply with SBP mandate for customer account opening
- IBAN with branch code has been enhanced to facilitate channel based transactions to be performed through IBAN number
- South Region branches have been successful in migrating lockers data to T24 live environment. Other Region branches migration are in process
- Lead Management System is implemented with CRM being used by Call Center Agents in capturing leads

Wealth Management:

- Bancassurance business recorded a total revenue of Rs. 53.13 million with 950 covers for the year 2016, registering over 20% revenue increase from 2015 Year End figures

Fulfilling our Responsibility



Silkbank remains dedicated to its social responsibility towards the society it operates in. We continued to remain persistent in being a part of community activities especially in the areas of art and sports.

6TH CHIEF OF THE NAVAL STAFF AMATEUR GOLF CHAMPIONSHIP 2016

Silkbank were amongst the sponsors of the 6th Chief of the Naval Staff Amateur Golf Championship 2016 in a quest to support and promote sports across the country. This initiative immensely resulted in noticeable engagement and acknowledgement of the talents of the country. Silkbank continues to look forward in supporting such events in the future.



SILK COLOUR

A group show of 23 painters, titled "Silk Colour" was inaugurated by the CEO and President of Silkbank, Azmat Tarin. Some of the iconic painters exhibited their artworks that were great pieces of inspiration from nature. Such exhibitions provide platforms to the artists, who deserve to be in the limelight.



12TH CEO SUMMIT ASIA 2016

Silkbank was one of the sponsors at the 12th CEO Summit Asia 2016. The summit was to promote Pakistan as a 'Land of Opportunities'. Renown dignitaries from the corporate sector, government organizations, academia and media were among the attendees. The summit provided unparalleled opportunities for CEOs & business icons to engage in dialogue with high profile local & global leaders to discover business opportunities through networking with CEOs from hundreds of companies and to forge connections with economic thought leaders from Pakistan and around the region.





A RICHER
JOURNEY



SHAREHOLDING INFORMATION

The digits of the year 2016 speak volumes in terms of elevated accomplishment. Silkbank rounded off another year of growth for shareholders and members in the year 2016, underlined by progression, services expansion as well as customer focused product investments for your better tomorrow.

Additional Shareholders' Information

for the year ended December 31, 2016

SILKBANK LIMITED

COMBINED PATTERN OF CDC & PHYSICAL SHARE HOLDINGS AS AT DECEMBER 31, 2016

S. No.	Categories / Sub Categories of Shareholders	Number of Shares Held	Category Wise No. of Folios/ CDC	Category Wise Shares Held	Percentage
1	DIRECTORS AND THEIR SPOUSE(S) AND MINOR CHILDREN		9	538,687,705	6.91
	Mr. Munnawar Hamid, OBE	12,574			
	Mr. Adnan Afridi	1,000			
	Mr. Khalid Aziz Mirza	500			
	Mr. Sadeq Sayeed	102,817,019			
	Mr. Tariq Iqbal Khan	16,997			
	Mr. Shamsul Hasan	500			
	Mr. Zubair Nawaz Chattha	415,626,000			
	Mr. Azmat Tarin	20,013,115			
	Mrs. Farah Naz Tarin W/o Azmat Tarin	200,000			
2	ASSOCIATED COMPANIES, UNDERTAKING AND RELATED PARTIES		6	5,666,262,093	72.65
	Arif Habib Corporation Ltd	2,563,901,924			
	Shaukat Tarin*	1,049,091,791			
	International Finance Corporation	702,689,067			
	Zulqarnain Nawaz Chattha	678,126,000			
	Bank Muscat S.A.O.G	315,776,969			
	Nomura European Investment Ltd	356,676,342			
3	EXECUTIVES		14	40,944,979	0.52
4	PUBLIC SECTOR COMPANIES AND CORPORATIONS		5	3,824,152	0.05
5	BANKS, DEVELOPMENT FINANCE INSTITUTIONS, NON-BANKING FINANCE COMPANIES, INSURANCE COMPANIES, TAKAFUL, MODARABAS AND PENSION FUNDS		9	3,395,278	0.04
6	MUTUAL FUNDS		2	25,130,417	0.32
7	General Public Foreign		10	156,685,907	2.01
8	Foreign Companies		2	20,836,995	0.27
9	Others		89	506,477,324	6.49
10	General Public Local+Erur Tarin + Khurram Tarin +Sara Tarin		8352	837,565,105	10.74
	TOTAL		8,498	7,799,809,955	100.00
	SHARE-HOLDERS HOLDING TEN PERCENT OR MORE VOTING INTEREST IN THE BANK				
	TOTAL PAID-UP CAPITAL OF THE BANK	7,799,809,955 shares			
	10% OF THE PAID-UP CAPITAL OF THE BANK	779,980,996 shares			
	NAME(S) OF SHAREHOLDER(S)	NO. OF SHARES HELD		PERCENTAGE	
	Arif Habib Corporation Ltd	2,563,901,924		32.871	
	Shaukat Tarin*	1,049,091,791		13.450	
	International Finance Corporation	702,689,067		9.009	
	Zulqarnain Nawaz Chattha	678,126,000		8.694	
	Bank Muscat S.A.O.G	315,776,969		4.049	
	Nomura European Investment Ltd	356,676,342		4.573	

*As of December 31, 2016, an amount of fifty seven million (57,000,000) shares of Mr. Shaukat Tarin are kept with Pearl Securities Limited. The total shareholding of Mr. Shaukat Tarin stands at 1,106,091,791 shares. i.e. 14.18% in the Bank.

Pattern of Shareholding

as at December 31, 2016

SILKBANK LIMITED

COMBINED PATTERN OF CDC & PHYSICAL SHARE HOLDINGS AS AT DECEMBER 31, 2016

No. of Shareholders	Shareholdings' Slab		Total Shares Held
520	1	to 100	13,071
694	101	to 500	280,276
669	501	to 1000	626,010
1915	1001	to 5000	6,072,570
1084	5001	to 10000	9,182,574
461	10001	to 15000	5,996,863
393	15001	to 20000	7,354,853
326	20001	to 25000	7,713,740
167	25001	to 30000	4,779,823
165	30001	to 35000	5,535,627
117	35001	to 40000	4,492,253
67	40001	to 45000	2,889,603
274	45001	to 50000	13,600,452
72	50001	to 55000	3,768,880
57	55001	to 60000	3,323,248
50	60001	to 65000	3,176,845
52	65001	to 70000	3,570,954
58	70001	to 75000	4,293,285
33	75001	to 80000	2,600,528
36	80001	to 85000	3,017,089
23	85001	to 90000	2,043,968
10	90001	to 95000	929,560
280	95001	to 100000	27,968,676
35	100001	to 105000	3,566,869
31	105001	to 110000	3,370,266
21	110001	to 115000	2,365,270
28	115001	to 120000	3,335,945
30	120001	to 125000	3,710,853
15	125001	to 130000	1,924,986
10	130001	to 135000	1,333,463
22	135001	to 140000	3,036,247
2	140001	to 145000	284,652
39	145001	to 150000	5,839,100
11	150001	to 155000	1,676,148
10	155001	to 160000	1,582,612
10	160001	to 165000	1,642,180
22	165001	to 170000	3,727,499
6	170001	to 175000	1,049,644
11	175001	to 180000	1,962,782
10	180001	to 185000	1,831,442
3	185001	to 190000	568,483
3	190001	to 195000	577,258
62	195001	to 200000	12,400,000
16	200001	to 205000	3,235,739

No. of Shareholders	Shareholdings' Slab		Total Shares Held
9	205001	to 210000	1,877,449
7	210001	to 215000	1,495,036
13	215001	to 220000	2,829,386
8	220001	to 225000	1,788,610
7	225001	to 230000	1,604,534
1	230001	to 235000	234,490
10	235001	to 240000	2,391,380
3	240001	to 245000	730,504
19	245001	to 250000	4,740,542
5	250001	to 255000	1,262,091
2	255001	to 260000	519,000
3	260001	to 265000	795,000
8	265001	to 270000	2,141,008
6	270001	to 275000	1,643,101
7	275001	to 280000	1,952,744
1	280001	to 285000	280,450
3	285001	to 290000	867,960
1	290001	to 295000	291,000
28	295001	to 300000	8,388,244
4	300001	to 305000	1,207,180
3	305001	to 310000	925,946
1	310001	to 315000	312,891
3	315001	to 320000	956,000
2	320001	to 325000	649,000
6	325001	to 330000	1,966,616
1	330001	to 335000	331,000
12	335001	to 340000	4,076,706
2	340001	to 345000	685,621
14	345001	to 350000	4,895,219
4	350001	to 355000	1,408,231
3	355001	to 360000	1,077,595
1	360001	to 365000	362,000
3	365001	to 370000	1,099,032
2	370001	to 375000	749,000
2	375001	to 380000	758,653
1	380001	to 385000	382,500
20	395001	to 400000	7,996,000
1	400001	to 405000	401,960
3	405001	to 410000	1,222,000
2	410001	to 415000	824,253
3	420001	to 425000	1,271,382
2	425001	to 430000	854,319
1	430001	to 435000	435,000
1	435001	to 440000	440,000

Pattern of Shareholding

as at December 31, 2016

SILKBANK LIMITED

COMBINED PATTERN OF CDC & PHYSICAL SHARE HOLDINGS AS AT DECEMBER 31, 2016

No. of Shareholders	Shareholdings' Slab		Total Shares Held	No. of Shareholders	Shareholdings' Slab		Total Shares Held
6	445001	to 450000	2,700,000	1	775001	to 780000	776,789
3	450001	to 455000	1,359,232	5	795001	to 800000	4,000,000
5	455001	to 460000	2,286,605	1	805001	to 810000	809,000
3	460001	to 465000	1,386,877	1	825001	to 830000	826,000
1	465001	to 470000	470,000	1	840001	to 845000	843,051
3	470001	to 475000	1,418,668	1	850001	to 855000	850,829
1	475001	to 480000	480,000	1	855001	to 860000	857,386
1	480001	to 485000	482,928	2	860001	to 865000	1,730,000
1	485001	to 490000	485,499	2	875001	to 880000	1,759,881
3	490001	to 495000	1,481,500	2	880001	to 885000	1,765,966
46	495001	to 500000	22,984,410	5	895001	to 900000	4,500,000
2	500001	to 505000	1,008,311	1	915001	to 920000	919,082
6	505001	to 510000	3,056,241	3	920001	to 925000	2,774,229
2	510001	to 515000	1,026,000	1	930001	to 935000	934,835
1	515001	to 520000	516,441	1	945001	to 950000	948,500
2	520001	to 525000	1,050,000	1	955001	to 960000	959,820
1	525001	to 530000	530,000	1	965001	to 970000	969,801
1	530001	to 535000	531,315	1	970001	to 975000	974,599
3	545001	to 550000	1,646,000	1	985001	to 990000	987,000
3	550001	to 555000	1,660,108	16	995001	to 1000000	15,997,781
2	565001	to 570000	1,135,970	1	1000001	to 1005000	1,001,500
3	570001	to 575000	1,719,492	1	1005001	to 1010000	1,005,259
2	575001	to 580000	1,153,982	1	1010001	to 1015000	1,015,000
3	585001	to 590000	1,762,610	1	1015001	to 1020000	1,020,000
11	595001	to 600000	6,600,000	5	1020001	to 1025000	5,125,000
1	600001	to 605000	604,102	2	1025001	to 1030000	2,052,000
1	630001	to 635000	634,000	1	1040001	to 1045000	1,045,000
1	640001	to 645000	640,787	1	1060001	to 1065000	1,065,000
4	645001	to 650000	2,600,000	1	1095001	to 1100000	1,096,500
1	650001	to 655000	653,823	1	1110001	to 1115000	1,111,041
1	655001	to 660000	658,233	1	1125001	to 1130000	1,126,500
3	670001	to 675000	2,018,486	1	1145001	to 1150000	1,147,000
5	675001	to 680000	3,399,520	2	1195001	to 1200000	2,400,000
1	680001	to 685000	685,000	2	1200001	to 1205000	2,402,341
1	690001	to 695000	693,233	1	1220001	to 1225000	1,224,232
5	695001	to 700000	3,492,500	1	1240001	to 1245000	1,240,492
1	700001	to 705000	702,500	2	1255001	to 1260000	2,515,070
1	705001	to 710000	707,500	1	1280001	to 1285000	1,280,836
1	720001	to 725000	725,000	2	1345001	to 1350000	2,696,905
1	730001	to 735000	730,871	1	1355001	to 1360000	1,359,764
1	735001	to 740000	740,000	1	1375001	to 1380000	1,380,000
1	745001	to 750000	750,000	1	1395001	to 1400000	1,397,161
1	765001	to 770000	765,744	1	1410001	to 1415000	1,413,000
1	770001	to 775000	774,717	2	1435001	to 1440000	2,879,581

Pattern of Shareholding

as at December 31, 2016

SILKBANK LIMITED

COMBINED PATTERN OF CDC & PHYSICAL SHARE HOLDINGS AS AT DECEMBER 31, 2016

No. of Shareholders	Shareholdings' Slab			Total Shares Held
1	1445001	to	1450000	1,450,000
1	1470001	to	1475000	1,475,000
2	1495001	to	1500000	3,000,000
1	1500001	to	1505000	1,500,100
2	1540001	to	1545000	3,086,450
1	1545001	to	1550000	1,550,000
1	1570001	to	1575000	1,572,920
1	1580001	to	1585000	1,581,691
1	1595001	to	1600000	1,600,000
1	1600001	to	1605000	1,602,500
2	1645001	to	1650000	3,300,000
1	1695001	to	1700000	1,699,701
1	1700001	to	1705000	1,700,022
1	1745001	to	1750000	1,747,116
1	1750001	to	1755000	1,752,945
1	1830001	to	1835000	1,833,663
1	1865001	to	1870000	1,869,671
1	1875001	to	1880000	1,877,599
1	1940001	to	1945000	1,945,000
1	1950001	to	1955000	1,954,656
1	1965001	to	1970000	1,965,500
1	1970001	to	1975000	1,972,281
1	1985001	to	1990000	1,986,827
6	1995001	to	2000000	12,000,000
1	2010001	to	2015000	2,015,000
1	2030001	to	2035000	2,033,000
1	2055001	to	2060000	2,057,402
1	2095001	to	2100000	2,100,000
1	2110001	to	2115000	2,112,000
1	2130001	to	2135000	2,135,000
1	2280001	to	2285000	2,282,046
1	2340001	to	2345000	2,342,556
1	2395001	to	2400000	2,399,402
1	2400001	to	2405000	2,400,018
1	2410001	to	2415000	2,410,176
2	2495001	to	2500000	4,999,500
1	2695001	to	2700000	2,700,000
1	2750001	to	2755000	2,751,788
1	2795001	to	2800000	2,800,000
1	2860001	to	2865000	2,863,153
1	2990001	to	2995000	2,991,000
1	3295001	to	3300000	3,300,000
1	3395001	to	3400000	3,399,603
1	3495001	to	3500000	3,500,000

No. of Shareholders	Shareholdings' Slab			Total Shares Held
1	3560001	to	3565000	3,565,000
1	3580001	to	3585000	3,581,000
1	3595001	to	3600000	3,600,000
1	3835001	to	3840000	3,836,147
1	3900001	to	3905000	3,901,000
1	4065001	to	4070000	4,065,500
1	4245001	to	4250000	4,250,000
1	4280001	to	4285000	4,280,918
1	4395001	to	4400000	4,400,000
1	4685001	to	4690000	4,690,000
1	4740001	to	4745000	4,743,500
1	4795001	to	4800000	4,800,000
1	4935001	to	4940000	4,936,324
1	4995001	to	5000000	5,000,000
1	5015001	to	5020000	5,016,419
1	5620001	to	5625000	5,621,089
1	5970001	to	5975000	5,970,500
1	6175001	to	6180000	6,176,082
1	6280001	to	6285000	6,283,209
1	6595001	to	6600000	6,596,715
1	6710001	to	6715000	6,713,173
1	6835001	to	6840000	6,838,154
1	6960001	to	6965000	6,963,676
1	6995001	to	7000000	7,000,000
1	7260001	to	7265000	7,261,124
1	7345001	to	7350000	7,350,000
1	7615001	to	7620000	7,618,500
1	8315001	to	8320000	8,318,000
1	9995001	to	10000000	10,000,000
1	10020001	to	10025000	10,025,000
1	11780001	to	11785000	11,782,500
1	12540001	to	12545000	12,543,796
1	12555001	to	12560000	12,555,500
1	12925001	to	12930000	12,927,719
1	13000001	to	13005000	13,003,500
1	13170001	to	13175000	13,174,061
1	13395001	to	13400000	13,400,000
1	16465001	to	16470000	16,467,577
1	19955001	to	19960000	19,957,114
1	19995001	to	20000000	20,000,000
1	20635001	to	20640000	20,635,500
1	20880001	to	20885000	20,880,417
1	23795001	to	23800000	23,797,288

Pattern of Shareholding

as at December 31, 2016

SILKBANK LIMITED

COMBINED PATTERN OF CDC & PHYSICAL SHARE HOLDINGS AS AT DECEMBER 31, 2016

No. of Shareholders	Shareholdings' Slab	Total Shares Held
1	24995001 to 25000000	25,000,000
1	28675001 to 28680000	28,676,471
1	34290001 to 34295000	34,294,029
1	36225001 to 36230000	36,228,668
1	37495001 to 37500000	37,500,000
1	42595001 to 42600000	42,599,534
1	53020001 to 53025000	53,020,288
1	55880001 to 55885000	55,882,353
1	56995001 to 57000000	57,000,000
1	77335001 to 77340000	77,335,346
1	82495001 to 82500000	82,498,616
1	86345001 to 86350000	86,349,442

No. of Shareholders	Shareholdings' Slab	Total Shares Held
1	105940001 to 105945000	105,942,193
1	108635001 to 108640000	108,637,307
1	152380001 to 152385000	152,382,353
1	252060001 to 252065000	252,061,010
1	253995001 to 254000000	254,000,000
1	315775001 to 315780000	315,776,969
1	356675001 to 356680000	356,676,342
1	364995001 to 365000000	365,000,000
1	415625001 to 415630000	415,626,000
1	678125001 to 678130000	678,126,000
1	702685001 to 702690000	702,689,067
1	2563900001 to 2563905000	2,563,901,924
8507		7,799,809,955

Branch Network

ISLAMIC BANKING

Shahbaz Shaukat Branch Manager
Shahrah-e-Faisal Branch,
 47-A, Dar-ul-Aman Housing Society, PECHS, Block 7/8, Shahrah-e-Faisal, Karachi.
 Mobile: 0300-4116411
 Tel: (021) 34533106-9, 34523099, 34521766
 Fax: (021) 34533110

Qamar Ali Khan Branch Manager
 Clifton Branch,
 Show Room No.1, Plot No. D-69, Block 7, Clifton, Karachi.
 Mobile: 0301-8278353
 Tel: (021) 35371841-42 / 042-35860637
 Fax: (021) 35371839

Anjum Rafiq Branch Manager
 Madina Town Branch,
 6C-2-101, Susan Road, Madina Town, Faisalabad.
 Mobile: 0300-8668591
 Tel: (041) 8503411-13, 8503414
 Fax: (041) 8503416

Sikander Hayat Khan Branch Manager
 T-Block, D.H.A., 88 Sector CCA, Block T, Phase-II C, D. H. A., Lahore.
 Mobile: 0321-4395335
 Tel: (042) 35748850, 35707636 (113)
 Fax: (042) 35707637

Ali Ifrikhar Cheema Branch Manager
 Gulberg Mini Market, Q Block 6-Q Block, Gulberg-II, Lahore.
 Mobile: 0300-9474426
 Tel: (042) 35751536-7, 35754273
 Fax: (042) 35764076

Salim Mumtaz Raja Branch Manager
 F-8 Markaz Branch, Plot No. 18-C, Kaghan Road, Islamabad.
 Mobile: 0304-5187666
 Tel: (051) 2287450, 2287455-57
 Fax: (051) 2287454

Mohsin Ali Branch Manager
 Chaklala Scheme 3 Branch, Plot No. 46, Commercial Area, Chaklala Scheme-III, Rawalpindi.
 Mobile: 0331-5049497
 Tel: (051) 5766147, 5766151-52, 5153953
 Fax: (051) 5766150

Kamran Mahboob Branch Manager
 Quetta Branch,
 M. A. Jinnah Road, Quetta.
 Mobile: 0333-7842350
 Tel: (081) 2866201-03
 Fax: (081) 2866204

Qazi Basharat-ul-Haq Branch Manager
 Abbottabad Branch,
 Plot No. 7838, Opp. Daewoo Terminal, Mandian, Mansehra Road, Abbottabad, KPK.
 Mobile: 0345-9553384
 Dir: (0992) 385971, PABX: (0992) 385978-79
 Fax: (0992) 385976

Shakil Sardar Branch Manager
 Mardan Branch,
 Silkbank Building, Mall Road, Saddar Bazar, Mardan.
 Mobile: 0345-9172069/ 0331-5579746
 Tel: (0937) 867555, 867554, 867455
 Direct No: 0937 867557
 Fax: (0937) 867556

KARACHI REGION A

Asad Humayun Regional General Manager
 100-C, 11th Commercial Street, Main Khayaban-e-Ittehad, Phase-II Ext. D.H.A., Karachi.
 Tel: (021) 35312191
 (021) 35312044, Ext. 215

Muhammad Akmal Naseem

Area Manager
 Karachi Main Branch, Saima Tower, J.I. Chundrigar Road, Karachi.
 Tel: (021) 32275243, 111-00-7455
 Ext. 100
 Fax: (021) 32275245

Sana Butt Area/Branch Manager
 Bahadurabad Branch, Ground Floor, ZN Tower, Plot No. 106, Bahadur Yar Jung Co-operative Housing Society, Block 3, K.C.H.S. Union Limited, Bahadurabad, Karachi.
 Tel: (021) 34933277, 34123416-20
 Fax: (021) 334148152

Ch. Zafar Iqbal Branch Manager
 Khalid Bin Waleed Road Branch, Shop No. 1, 2, 3 & 4, Plot No. 151-A, Khalid Bin Waleed Road/Allama Iqbal Road, Block 2, P.E.C.H.S., Karachi.
 Tel: (021) 34306526, 34306521-23
 Fax: (021) 334306524

Muhammad Khalid Choudhry Branch Manager
 M.A. Jinnah Road Branch, Plot No. 40, Sheet No. 7, Situated on Serai Quarters, Off: M.A. Jinnah Road, Karachi.
 Tel: (021) 32601308-09
 Fax: (021) 32601311

Mehboob Afridi Area Manager
 Kh-e-Ittehad Branch, 100-C, 11th Commercial Street, Main Khayaban-e-Ittehad, Phase-II Ext. D.H.A., Karachi.
 Tel: (021) 35312144, 35312044 Ext. 207

Muhammad Abid Branch Manager
 Hyderabad Branch, F-17, Badri Manzil, Opp: Old Cafe George, Risala Road, Hyderabad.
 Tel: (022) 2728370, 022-2781440
 Fax: (022) 2781192

Abu Tehseen Branch Manager
 Gulshan-e-Iqbal Branch, Block 10/A, Saima Classic, Main Rashid Minhas Road, Gulshan-e-Iqbal, Karachi.
 Tel: (021) 34991139, 34989652-3
 Fax: (021) 34989654

Aamir Ali Gul Branch Manager
 University Road Branch, Plot No B-9/10, Block 16, Main University Road, Karachi.
 Tel: (021) 34829590, 34829591
 Fax: (021) 34829592

Sahibzada Muhammad Asif Afridi Branch Manager
 Sohrah Goth Branch, Al-Asif Square, Sohrah Goth, Karachi.
 Tel: (021) 36340974, 36342889, 36345827
 Fax: (021) 36343704

Pervaiz Khan Branch Manager
 F. B. Area Branch, Plot No. C-31/A, Ground Floor, Block 6, F. B. Area, K.D.A. Scheme 16, Karachi.
 Te: (021) 36342995, 36342905-8
 Fax: (021) 36342904

Syed Ali Mehdi Branch Manager
 Jodia Bazar Karachi, 6/16, Virjee Street, Jodia Bazar, Karachi.
 Tel: (021) 32436915, 32446386
 Fax: (021) 332441049

Zahid Hussain Branch Manager
 Cloth Market Branch, Khandwala Building, Fakhri-e-Matri Road, Cloth Market, Kharadar, Karachi.
 Tel: (021) 32201908, 32201042
 Fax: (021) 32201860

KARACHI REGION B

Shahbaz Khan Regional General Manager
 Boat Basin Branch, GPC-4, Block-5, K.D.A. Scheme # 5, Kehkashan Clifton, Karachi.
 Tel: (021) 35148235, (021) 35148236, Ext 410

Tahir H. Mirza Area Manager
 DHA Shahbaz Branch, Plot No. 20-C, Ground Floor Shahbaz Comm, Lane-2 DHA, Karachi.
 Tel: (021) 35871378-Ext-415 - 35844002
 Fax: (021) 35844001

Syed Fasih Haider Burni Area Manager
 Korangi Road Branch, Plot No. 6-C, A-Commercial Market, D.H.A., Phase-II, Main Korangi Road, Karachi.
 Tel: (021) 35395844-35388021, 35388018-20
 Fax: (021) 35804342

Shoukat Ali Branch Manager
 Korangi Industrial Area Branch, Plot No. 25/1, Sector 23, Korangi Industrial Area, next to Suzuki South, Karachi.
 Tel: (021) 35067201, 35067215, 35067205, 35067275
 Fax: (021) 35067201

Shahzad A Durran Branch Manager
 Quetta Branch, Firdousi Building, Jinnah Road, Quetta.
 Tel: (081) 2824061, 2821773, Ext-412

Asghar Ali Branch Manager
 Boat Basin Branch, GPC-4, Block-5, K.D.A. Scheme # 5, Kehkashan Clifton, Karachi.
 Tel: (021) 35301909, 35301933, Ext-401

Vajiha Ahsan Nagi Branch Manager
 DHA, Phase IV Branch, 91-E 9th Commercial Street, Phase-IV, D.H.A., Karachi.
 Tel: (021) 35313011-13
 Fax: (021) 35301114

Syed Ahtisham Ali Tirmizi Branch Manager
 DHA 26th Street Branch, 26th Street DHA, Plot No. 23-C, Street No. 37, Tauheed Commercial Area, Phase 5, DHA, Karachi.
 Tel: (021) 325871376-35871479
 Ext-407
 Fax: (021) 35871540

Babar Malik Branch Manager
 Sadar Branch, Shop No. 1-B, Sheet No PR-2, Survey No 31.1 Preedy Quarters Abdullah Haroon Road, Karachi.
 Tel: (021) 32760532-3, 32760530

Muhammad Kashif Khan Branch Manager
 S.I.T.E. Branch, Plot No. B/9, C-1, Unit No. 2, Sindh Industrial Trading Estate, Karachi.
 Tel: (021) 32586673-32550282

Syed Barkat Ali Shah Branch Manager
 PECHS Branch Karachi, Shop No. S.5B, Aljjarah Center 32-1A, Block No. 6, PECHS, Shahr-e-Faisal, Karachi.
 Tel: (021) 34392040-41-42
 Fax: (021) 34392040

Saleem Ahmed Siddiqui Branch Manager
 North Nazimabad Branch, Ajwa Residency, Shop No. 3-5, Ground Floor, Block-L, North Nazimabad (Near Five Star Roundabout), Karachi.
 Tel: (021) 36643280, 36643275-76
 Fax: (021) 36643263

LAHORE EAST

Muhammad Ahmad Khan Malik Regional General Manager
 Silkbank House, 14 -Egerton Road, Lahore.
 Tel: (042) 36302317
 Fax: (042) 36279272

Muhammad Naem Dar Area/Chief Manager
 Main Branch, Silkbank House, 14 -Egerton Road, Lahore.
 Tel: (042) 36309055
 Fax: (042) 36279272

Sheikh Mobeen Rafiq Branch Manager
 Peco Road Branch, 57-1, B/1 Township, Peco Road, Lahore.
 Tel: (042) 35125404-6, 35125400, 35125401
 Fax: (042) 35125403

Muhammad Azeem Akhtar Branch Manager
 Allama Iqbal Town Branch, 6 - Hunza Block, Allama Iqbal Town, Lahore.
 Tel: (042) 37809309, 37809314-15
 Fax: (042) 37805866

Ghulam Rasool Branch Manager
 Thokar Niaz Baig Branch, 7-B, Judicial Colony, Raiwind Road, Thokar Niaz Baig, Lahore.
 Tel: (042) 35314045-46, 35314049
 Fax: (042) 35314048

Umer Khan Branch Manager
 Shadman Town Branch, 119-A, Colony No. 1, Shadman Town, Lahore.
 Tel: (042) 37420045, 47, 37420095
 Fax: (042) 37420048

Muhammad Ghufuran Area/Chief Manager
 Quetta Branch, Kotwali Road Branch, Kotwali Road, Faisalabad.
 Tel: (041) 2619973, 2643604
 Fax: (041) 2619984

Nadeem Altaf Branch Manager
 Sheikhupura Branch, Sharif Plaza, Main Lahore - Sargodha Road, Sheikhupura.
 Tel: (056) 3813529, 3812665
 Fax: (056) 3810059

Saeed Ahmed Khan Niazi Branch Manager
 Sargodha Branch, Khayyam Chowk, Gulberg Park, Sargodha.
 Tel: (048) 3768101-2
 Fax: (048) 3768103

Waseem Ahmed Khan Branch Manager
 Johar Town Branch, Block 15, M. M. A. Johar Town, Lahore.
 Tel: (042) 35240990 - 92
 Fax: (042) 35240993

Inmran William Branch Manager
 Shah Alam Market Branch, 15-B, Shah Alam Market, Lahore.
 Tel: (042) 37376186, 37376780-82
 Fax: (042) 37376183

Aqeel Mirza Branch Manager
 Raiwind Branch, Railway Road, Adjacent Red Chilli Restaurant, Raiwind.
 Tel: (042) 35393815, 35393811-13
 Fax: (042) 35393814

Liaquat Ali Branch Manager
 Puli-111 Branch (Sargodha), Puli-111, Faisalabad Road, Sargodha.
 Tel: (048) 3791980-82
 Fax: (048) 3791983

Mahmood A. Sheikh Branch Manager
 WAPDA Town Branch, 11-G, PIA Housing Society, (WAPDA Town Roundabout), Lahore.
 Tel: (042) 35188525, 35188520
 Fax: (042) 35188519

Sheikh Ahmed Mumtaz

Branch Manager
 Badami Bagh Branch, 203 Grain Market, Badami Bagh, Lahore.
 Tel: (042) 37731353
 Fax: (042) 37731355

Wasif Khalid Malik Branch Manager
 Circular Road Branch, 73 Circular Road, Lahore.
 Tel: (042) 37658564
 Fax: (042) 37673831

LAHORE WEST

Sardar Kamran Nakai Regional General Manager
 R. S. M. Office, 97-AID-1, PEC Building, Liberty Market, Gulberg, Lahore.
 Mob: 0333-4211383
 Tel: (042) 35878010-11, 35784402
 Fax: (042) 35878012

Nawazish Ali Hashmi Branch Manager
 Gujranwala Branch, Plot No.100 & 102, Mohallah Bhatia Nagar Near PSO Petrol Pump, G.T Road, Gujranwala.
 Tel: (055) 3250214, 3731269, 3856266-70
 Fax: (055) 3856271

Nadeem Khawaja Area/Branch Manager
Sialkot Branch,
 70, Paris Road, Sialkot.
 Tel: (052) 4266778, 4597489, 4597491
 Fax: (052) 4589002

Farrukh Zafar Branch Manager
Gujrat Branch,
 B-17/1553-R-R, Near Eidgah Masjid, S. T. Road, Gujrat.
 Tel: (053) 3531466, 3536262, 3535144, 3531472
 Fax: (053) 3531732

Ayesha Hameed Branch Manager
 Gulberg Branch, 97-AID-1, P. E. C. Building, Liberty Roundabout, Gulberg III, Lahore.
 Tel: (042) 35878010-11, 35878351
 Fax: (042) 35878012

Taufur Hamid Area/Branch Manager
Garden Town Branch,
 Flat 1-4, Usman Block, New Garden Town, Lahore.
 Tel: (042) 35940306-9, 35940300
 Fax: (042) 35940301

M. Taqi Raza Branch Manager
Model Town Branch,
 16, Bank Square Market, Model Town, Lahore.
 Tel: (042) 35915580-81, 35915587
 Fax: (042) 35915583

Shafqat Waseem Branch Operation Manager
Mandi Bahauddin Branch,
 7/40, Sultan Plaza, Chowk Bab-e-Farooq Mandi Bahauddin.
 Tel: (0546) 507060, 507054-55
 Fax: (0546) 507059

Ali Bokhary Branch Manager
Fortress Stadium Branch,
 13, Bridge Shop, Fortress Stadium, Lahore Cantt, Lahore.
 Tel: (042) 36623364-86, 36623380
 Fax: (042) 36623387

Ramiz Hassan Farooqui Branch Manager
Kalima Chowk Branch
 Plot : 27-Tipu Block, New Garden Town Main Ferozpur Road, Lahore.
 Tel: (042) 35857131-33, 35857245
 Fax: (042) 35857262

Asif Kamal Area/Branch Manager
Cavalry Ground Branch,
 20-Commercial Area, Cavalry Ground, Lahore.
 Tel: (042) 36610273-6, 36610280
 Fax: (042) 36610279

Imran Ejaz
Branch Manager
Batapur Branch,
Main G.T Road,
Batapur Lahore Lines,
Tel: (042) 36580381-83
Direct: (042) 36580387
Fax: (042) 36580384

Muhammad Ali Chughtai
Area/Branch Manager
Defence Branch,
320, Block Z, Commercial Area,
Phase-III,
Lahore,
Tel: (042) 35693080, 35692930-33
Fax: (042) 35693010

MULTAN REGION

Muhammad Raza Ali
Regional General Manager
10-A, Bosan Road, Gulgasht,
Multan,
Tel: (061) 6750260
Fax: (061) 6750253

Amjad Altaf
Branch Manager
Bahawalpur Branch,
Near Fawwara Chowk, Off:
Ahmedpur East Road,
Bahawalpur,
Tel: (062) 2876184, 2877520-21
Fax: (062) 2877531

Afshan Noreen
Branch Manager
Dera Ghazi Khan Branch,
Block 13, Hospital Chowk,
Opp: DHQ Hospital,
Railway Road, Dera Ghazi Khan,
Tel: (064) 2466682
Fax: (064) 2466683

Rouf Jamal
Area Manager
Multan Branch,
10-A, Bosan Road, Gulgasht,
Multan,
Tel: (061) 6750251, 6750255,
6750256
Fax: (061) 6750253

Zulfiqar Ali Nasir
Branch Manager
Sahiwal Branch,
Khasra No. 4998, Khawet No. 07,
Kharooni No. 07, Jail Road,
Civil Lines, Sahiwal,
Tel: (040) 4222642, 4224184
Fax: (040) 4222915

Adil Jatoi
Branch Manager
Sukkur Branch,
Husaini Road, Sukkur,
Tel: (071) 5619141-43
Fax: (071) 5619151

Muhammad Arif Irfan
Area Manager
Larkana Branch,
Pakistan Chowk, Larkana,
Tel: (074) 4059499
Fax: (074) 4059599

Mustafa Haider
Branch Manager
Qasim Branch (Multan),
76, Qasim Road, S. P. Chowk,
Multan,
Tel: (061) 4587711
Fax: (061) 4586880

Muhammad Akmal Abbasi
Branch Manager
Rahim Yar Khan Branch,
26-Shahi Road, Rahim Yar Khan,
Tel: (068) 5864345, 5861302
Fax: (068) 5879408

ISLAMABAD REGION

Syed Qasim Rizvi
Regional General Manager
93 - Razia Sharif Plaza,
Blue Area, Islamabad,
Tel: (051) 2344522, 2344523
Fax: (051) 2344520

Muhammad Farooq Sarwar
Area / Branch Manager
Islamabad Main Branch,
93 - Razia Sharif Plaza,
Blue Area, Islamabad,
Tel: (051) 2344663, 2344662,
2802061-63
Fax: (051) 2344664

Asad Sajjad
Area/Branch Manager
Peshawar Main Branch,
Lamsy Arcade, 1-C,
Fakhar-e-Alam Road,
Peshawar Cantt,
Tel: (091) 5276290, 5278122,
5276938
Fax: (091) 5276414

Khurram Ali Malik
Area / Branch Manager
Mirpur (Azad Kashmir) Branch,
82-D, Allama Iqbal Road,
Sector B-4, Mirpur,
Azad Kashmir,
Tel: (05827) 446415, 446414,
446559
Fax: (05827) 445145

Abdul Haseeb Jan
Branch Manager
Khyber Bazar Branch,
Haji Khan Building, Suikarno
Square, Khyber Bazar,
Peshawar,
Tel: (091) 9213883, 2552832
Fax: (091) 2552481

Khurram Hanif
Area/Branch Manager
I-8 Markaz Branch,
Plot No. 6, Laraib Plaza,
Sector I-8 Markaz,
Islamabad,
Tel: (051) 4861302-4, 4102163
Fax: (051) 4861300

Fakhar Uddin Siddiqui
Branch Manager
F-11 Markaz Branch,
Plot No. 25-D, F-11 Markaz,
Islamabad,
Tel: (051) 2228170, 2228169,
2228005-06
Fax: (051) 2210587

Tahir Ayub Khan
Branch Manager
G-9 Markaz Branch, 4-B Karachi
Company, G-9 Markaz,
Islamabad,
Tel: (051) 2855826, 2855824-5
Fax: (051) 2855827

Naveed Amjad
Branch Manager
Rawalpindi Satellite Town Branch,
Ground Floor, Munir Arcade, B-215,
4th Road, Satellite Town,
Rawalpindi,
Tel: (051) 4571383, 4571384,
PABX 051-4571381-82
Fax: (051) 4571387

Irfan Anwar
Branch Manager
Attock Branch,
B-2, Pleader Lane, Attock City,
Tehsil & District Attock,
Tel: (057) 2702201-02, 2613646
Fax: (057) 2613486

Wajid Hussain
Branch Manager
Gujjar Khan Branch,
Ward No. 5, Main G. T. Road,
Gujjar Khan,
Tel: (0513) 510026, 512866-71
Fax: (0513) 512872

Naheed Imtiaz
Branch Manager
Dina Branch,
Chaudhary Street,
Mangla Road, Dina,
Tel: (0544) 635011, 635013-16
Fax: (0544) 636987

Mazhar Hussain
Branch Manager
I-8 Markaz Branch,
C-235-36, Chemist Chowk,
Bohar Bazar, Rawalpindi,
Tel: (051) 6777600, 6777601
Fax: (051) 6777608

Zainab Khan
Branch Manager
E-11 Markaz Branch,
Plot No. 3, E-11/3 Markaz,
Islamabad,
Tel: (051) 2228750, 2228746-48
Fax: (051) 2228749

Atif Kamal
Branch Manager
Dadyal Branch,
Plot No. 315, Rajput Plaza,
Main Rawalpindi Road,
Opp: Old Tehsil Headquarter
Hospital, Dadyal (AJK),
Tel: (05827) 465741, 465736-8
Fax: (05827) 465739

Muhammad Bilal Zahoor
Branch Manager
Jhelum Branch,
Plot No. 8, Paswal Plaza,
G.T.S. Square, Jhelum City,
Jhelum,
Tel: (0544) 624971, 623973-75
Fax: (0544) 623976

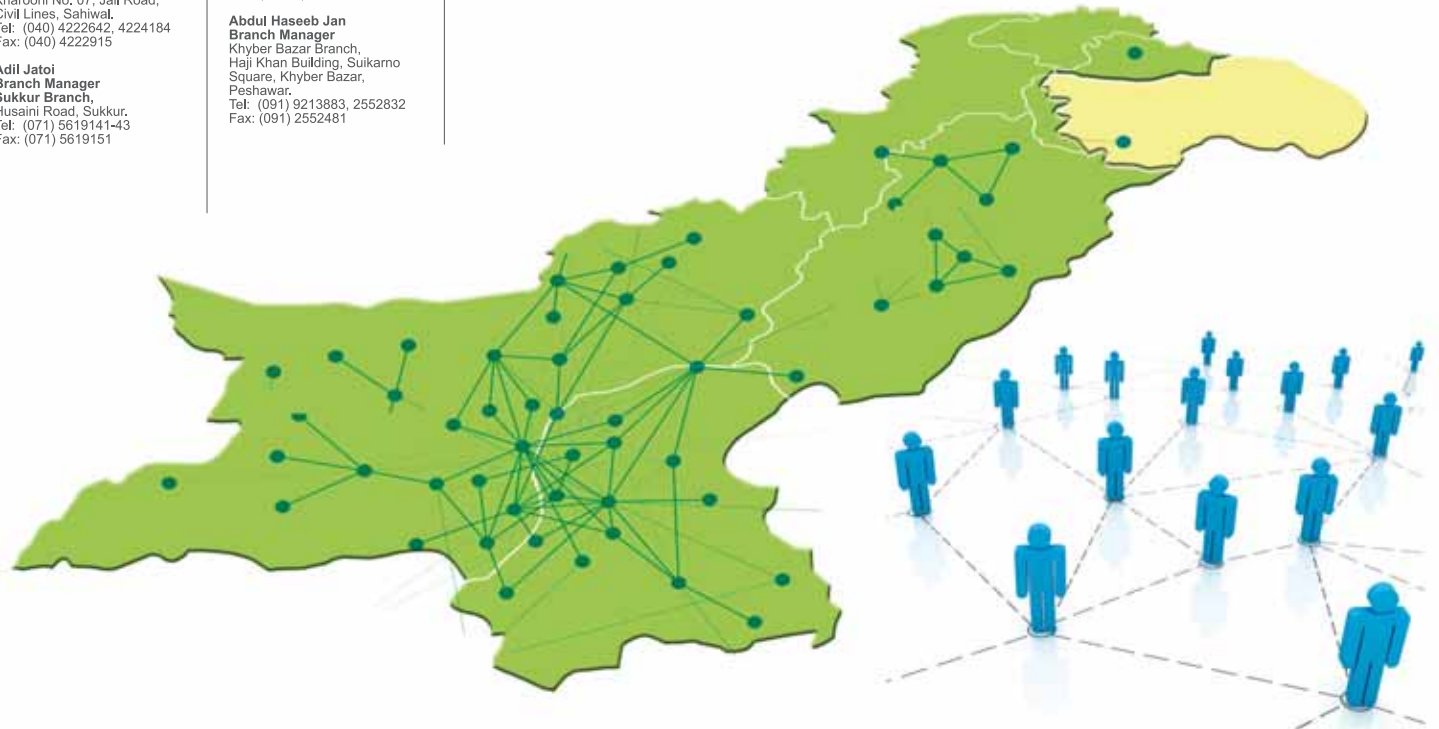
Ammar Ahmed
Branch Manager
Westridge Branch,
Plot No.488-491, Westridge
Bazar Road, Westridge-1,
Rawalpindi,
Tel: (051) 5491544, 5491540-2
Fax: (051) 5491543

Asif Siddique Butt
Area / Branch Manager
Bahria Town Branch,
Plot No. 92, Civic Centre, Bahria
Town, Rawalpindi,
Tel: (051) 5731705, 5731702-3
Fax: (051) 5731704

Naveed Qaiser
Branch Manager
Hazro Branch,
Plot No. B-III, 382/A,
Allah Wala Chowk, Circular Road,
Mohallah Abdul, Hazro,
Tel: (057) 2313296, 2313292-94
Fax: (057) 2313295

Kibria Sana
Branch Manager
F-7 Markaz Branch,
Building No. 13-L, F-7 Markaz,
Islamabad,
Tel: (051) 2608116, 2608075,
2608077-79
Fax: (051) 2653987

Sajid Hassan Khan
Area / Branch Manager
Rawalpindi Main Branch,
Plot No 60-A, Shop No. 11,
Survey No. 265, Canning Road,
Rawalpindi Cantt,
Tel: (051) 5794165, 5512104-6
Fax: (051) 5524560



Foreign Correspondents

Afghanistan

Habib Bank Ltd.

Argentina

Royal Bank of Scotland
Deutsche Bank AG

Australia

JP Morgan
Westpac Banking Corp.

Austria

Royal Bank of Scotland
Raiffeisen Bank International AG
UniCredit Bank Austria
Deutsche Bank AG

Bahrain

Arab Investment Bank
Al Baraka Islamic Bank
BMI Bank B.S.C.
Habib Bank Ltd.
United Bank Ltd.
National Bank of Pakistan

Bangladesh

Habib Bank Ltd.
Bank Al Falah

Belgium

Habib Bank Ltd.
Commerzbank AG
KBC Bank N.V.
Fortis Bank S.A./N.V.
Royal Bank of Scotland
Deutsche Bank AG

Brazil

Deutsche Bank AG

Bulgaria

Citibank N.A.
United Bulgarian Bank

Canada

Habib Canadian Bank
Royal Bank of Scotland

China

Agricultural Bank of China
Commerzbank AG
Bank of Jiangsu Co Ltd.
Bank of Communication
Royal Bank of Scotland
Bank of China
China Construction Bank
China Everbright Bank
Deutsche Bank AG
Industrial and Comm'l Bank of China
Laishang Bank Co. Ltd.
JP Morgan
Shenzhen Development Bank Co Ltd.
Bank of New York Mellon
Wells Fargo Bank N.A.
WestLB AG

Czech Republic

Commerzbank AG
Royal Bank of Scotland

Denmark

Danske Bank A/S

Egypt

Mashreqbank PSC
Al Baraka Bank Egypt

Finland

Skandinaviska Enskilda Banken

France

Commerzbank AG
National Bank of Pakistan
UBAF
Habib Bank Ltd.
BNP Paribas SA

Germany

Commerzbank AG
Danske Bank A/S
Deutsche Bank AG
National Bank of Pakistan
SEB AG
Landesbank Baden-Wuerttemberg
Suedwestbank AG
UniCredit Bank AG
JP Morgan

Hungary

K&H Bank Zrt
Magyarorszagi Volksbank RT
CIB Bank Ltd.
Commerzbank AG
Deutsche Bank AG

Hong Kong

Bank of America
BNP Paribas Fortis Bank
DBS Bank
Citibank N.A.
Deutsche Bank AG
Habib Finance Int'l Ltd.
HBZ Finance Ltd.
Intesa Sanpaolo
National Bank of Pakistan
Mashreqbank PSC
JP Morgan
Royal Bank of Scotland
UBAF
Wells Fargo Bank N.A.
WestLB AG

India

Mashreqbank PSC
Royal Bank of Scotland
Deutsche Bank AG
JP Morgan

Indonesia

Royal Bank of Scotland
JP Morgan
Deutsche Bank AG

Ireland

National Irish Bank

Italy

Commerzbank AG
Royal Bank of Scotland
Banca Di Roma S.P.A.
Banca Di Napoli S.P.A.
Banca Popolare SOC
Banca Popolare Di Novara S.P.A.
Banca Popolare Di Verona SGSP
Banca Monte Parma
Banca Carige S.P.A.
Banca UBAE
Iccrea Banca

Deutsche Bank AG
Intesa Sanpaolo
Mizuho Corporate Bank Ltd.
UniCredit Banca S.P.A.
UniCredit Corporate Banking S.P.A.
UBI Banca
Cassa di Risparmio in Bologna
Veneto Banca SCPA

Japan

National Bank of Pakistan
Citibank N.A.
Bank of New York
JP Morgan
Mizuho Corporate Bank Ltd.
Sumitomo Mitsui Banking Corp.
UBAF
Royal Bank of Scotland
Wells Fargo Bank N.A.
Commerzbank AG

Kazakhstan

BTA Bank JSC

Kuwait

Gulf Bank K.S.C.
Al Ahli Bank of Kuwait K.S.C.
National Bank of Kuwait
Citibank N.A.
Mashreqbank PSC

Korea

Deutsche Bank AG
Korea Exchange Bank
Korea Development Bank
Kookmin Bank
JP Morgan
National Bank of Pakistan
Shinhan Bank
Suhyup Bank
UBAF
Royal Bank of Scotland
Busan Bank
Wells Fargo Bank N.A.
Woori Bank

Lebanon

Habib Bank Ltd.

Malaysia

Citibank N.A.
Royal Bank of Scotland
JP Morgan

Mexico

Banco Del Bajio S.A.
Banco JP Morgan

Mauritius

Habib Bank Ltd.
Mauritius Commercial Bank Ltd.

Morocco

Attijariwafa Bank

Nepal

Himalayan Bank Ltd.

Netherlands

Commerzbank AG
Royal Bank of Scotland
Deutsche Bank AG
Habib Bank Ltd.
Royal Bank of Scotland

BNP Paribas Fortis Netherland NV

Norway

Nordea Bank Norge Asa
DNB Nor Bank ASA

New Zealand

Westpac Banking Corporation

Oman

Habib Bank Ltd.
Oman International Bank
Bank Muscat

Poland

Nordea Bank Polska SA
Royal Bank of Scotland
Deutsche Bank AG

Philippines

JP Morgan
Mizuho Corporate Bank

Portugal

Banco BPI SA
Deutsche Bank AG

Qatar

United Bank Limited
Doha Bank
BNP Paribas Fortis Bank
Mashreqbank PSC

Romania

Piraeus Bank

Russia

Citibank N.A.
Commerzbank AG

Saudi Arabia

JP Morgan
National Commercial Bank
Saudi Hollandi Bank
Deutsche Bank AG
Bank Muscat
National Bank of Pakistan
The Saudi British Bank

Singapore

Royal Bank of Scotland
Bank of America
DBS Bank
Commerzbank AG
Deutsche Bank AG
Citibank N.A.
Habib Bank Ltd
JP Morgan
Mizuho Corporate Bank
National Bank of Kuwait
Rabo Bank
Sumitomo Mitsui Banking Corporation Ltd.
WestLB AG
UBAF

South Africa

Habib Overseas Bank Ltd.
HBZ Bank Ltd.
FirstRand Bank

Serbia

UniCredit Bank AG
Raiffiesen Bank

Slovakia

Commerzbank AG

Spain

Commerzbank
Fortis Bank S.A.
Banco Popular Espanol, S.A.
Bankinter SA
Caja Mediterraneo
Caja Espana de Inversiones
Caxia D'estalvis

Sri Lanka

Muslim Commercial Bank Ltd.
Deutsche Bank
Habib Bank Ltd.
Hatton National Bank

Sweden

Nordea Bank
Skandinaviska Enskilda Banken
Svenska Handelsbanken
Royal Bank of Scotland
Danske Bank

Switzerland

Banque Cantonale Vaudoise
Habib Bank AG Zurich

BNP Paribas
Credit Agricole (Suisse) SA
Habibsons Bank
Royal Bank of Scotland
United Bank AG
Citibank N.A
Commerzbank AG
Deutsche Bank AG

Taiwan

Bank of New York
Bank of America
Deutsche Bank AG
Royal Bank of Scotland
JP Morgan
Wells Fargo Bank N.A

Thailand

Bank of Ayudha Public Company Ltd.
Export Import Bank of Thailand
Royal Bank of Scotland
Citibank N.A.
Deutsche Bank AG
JP Morgan

Turkey

Royal Bank of Scotland
Habib Bank Ltd.
Deutsche Bank AG
Turkiye Vakiflar Bankasi T.A.O
Turkiye Garanti Bankasi AS
Turk Ekonomi Bankasi AS

U.A.E.

Citibank N.A
Dubai Islamic Bank
Deutsche Bank AG
Emirates NBD Bank
Emirates Islamic Bank
United Bank Ltd.
Habib Bank Ltd.
Mashreq Bank PSC
Royal Bank of Scotland
National Bank of Fujairah
Habib Bank AG Zurich
Noor Islamic Bank
Commerzbank AG

U.K.

ABC International Bank PLC
Bank of America
Clydesdale Bank
Deutsche Bank
Habib Bank AG Zurich
Habib UK
Commerzbank AG
Mashreq Bank PSC
Northern Bank
JP Morgan
Royal Bank of Scotland
Citibank N.A
United National Bank

U.S.A.

Royal Bank of Scotland
Bank of America
Bank of New York Mellon

Bank of the West
Citibank N.A
Commerzbank AG
Deutsche Bank Trust Co.
Doha Bank
Habib American Bank
Habib Bank Ltd.
Intesa Sanpaolo SPA
JP Morgan
Mashreqbank PSC
Mizuho Corporate Bank Ltd.
M & I Bank
National Bank of Pakistan
Sumitomo Mitsui Banking Corporation
Union Bank of California
Valley National Bank
U.S. Bank Minneapolis
Union Bank N.A
United Bank Ltd.
Wells Fargo Bank N.A

Vietnam

JP Morgan
Deutsche Bank AG



Social Network



Affix
Correct
Postage

SILKBANK 

Form of Proxy
Annual General Meeting



I/We _____
of _____
being member(s) of **Silkbank Limited** holding _____
ordinary shares hereby appoint _____
of _____ or failing him/her _____
of _____ as my/our proxy in my/our absence to attend and vote for me/us and on my/our behalf at the Annual
General Meeting of the Bank to be held on **Thursday, March 30, 2017** and/or adjournment thereof.

As witness my/our hand(s) seal this on the _____ day of _____ 2017.

Signed by the said _____

In presence of
1. _____

2. _____

Folio No. / CDC Account No.

Signature on
Revenue Stamp
of Appropriate Value

The signature should agree with the
specimen registered with the Bank.

Important Instructions:

1. The Proxy form, duly completed and signed, must be received at the Company's Shares Registrar Office not less than 48 hours before the time of holding the meeting.

2. No person shall act as proxy unless he/she himself/herself is a member of the Company, except that a corporate entity may appoint any person who is not a member.

3. If a member appoints more than one proxy and more than one instrument of proxy are deposited by a member with the Company, all such instruments of proxy shall be rendered invalid.

4. In case of proxy for an individual CDC shareholder, attested copies of CNIC or the passport, account and participant's ID number of the beneficial owner along with the proxy is required to be furnished with the proxy form.

5. In case of corporate entity, the Board of Directors' resolution/power of attorney with the specimen signature shall be submitted (unless it has been provided earlier) along with the proxy form of the Company.



Silkbank Building, 3rd Floor, 18-C, Kaghan Road,
F-8 Markaz, Capital Territory, Islamabad.

☎ 111-100-777 🌐 www.silkbank.com.pk 📘 /silkbankpk