

Atlas funds

Nurturing your investments

Atlas Stock Market Fund

ANNUAL REPORT

30 June 2010



Managed By

Atlas Asset Management

Rated AM3+ by PACRA

Company Profile

Atlas Asset Management Limited (AAML), an Atlas Group Company, was incorporated on 20 August 2002 and is registered with the Securities and Exchange Commission of Pakistan as an asset management company for managing open-ended funds and closed-end funds. AAML is also a licensed pension fund manager to manage voluntary pension funds. The mutual funds are regulated under the Non-Banking Finance Companies (Establishment and Regulation) Rules, 2003 and the Non-Banking Finance Companies and Notified Entities Regulations, 2008 (NBFC Regulations, 2008). The voluntary pension funds are regulated under the Voluntary Pension System Rules, 2005 (VPS Rules 2005). AAML manages assets on behalf of retirement funds, welfare organizations, insurance companies, multinationals, NBFCs, and individuals.

AAML is a subsidiary of Shirazi Investments (Pvt.) Limited (SIL). SIL holds 88% of the shareholding in AAML. As the parent company, SIL sponsors Atlas Group projects and is also engaged in the business of equity trading, underwriting, real estate, and general trading. Atlas Group is a diversified group dealing in engineering, financial services and trading. The growth of SIL, and the Atlas Group as a whole, is the result of continued focus on good corporate governance.

Atlas Funds are well designed and carefully managed mutual funds that facilitate the investment needs of corporations, retirement funds and individual investors. The Atlas Funds family includes six mutual funds, five of which are open-ended, Atlas Income Fund, Atlas Islamic Income Fund, Atlas Money Market Fund, Atlas Stock Market Fund, and Atlas Islamic Stock Fund (formerly Atlas Islamic Fund) and the sixth is a closed-end fund, Atlas Fund of Funds. Atlas Money Market Fund is the latest entrant to the product range of AAML, and was launched on 20 January 2010, with a successful IPO of Rs. 815 million.

Atlas Funds also offers Administrative Plans derived from the underlying mutual funds the Company offers. The Plans are designed to suit the investors' risk profiles. These include the Income Multiplier Plan, Balanced Plan and Growth Plan between the Atlas Income Fund and Atlas Stock Market Fund, and the Systematic Payout and Systematic Withdrawal Plan provides a Shariah Compliant option to the investors, through the Atlas Islamic Income Fund.

Atlas Pensions is a comprehensive savings product established under the VPS Rules, 2005, with numerous advantages over existing occupational retirement schemes, in particular the provident fund. Inter alia, the VPS Schemes offer individualized asset allocation, portability, tax advantages (which can be availed up-front) and an in-built insurance wrap. Atlas Pensions offers two products: Atlas Pension Fund (APF) and Atlas Pension Islamic Fund (APIF), a Shariah Compliant pension fund.

AAML strives to be a market leader in providing quality fund management services with customer satisfaction as its aim, and is consistently committed to offering its investors the best possible returns on a diverse range of products, meeting not only the customer's(s) current requirements but also exceeding their future expectations. Moreover, with its strong emphasis on systems and controls, quality human resource and backing of Atlas Group, AAML enjoys a distinct advantage.



Vision

To be a market leader in providing quality fund management services with customer satisfaction as our premier goal.



Mission Statement

We are committed to offering our investors the best possible returns on a diverse range of products; to meeting not only the customers' current and future requirements, but also exceeding their expectations. We aim to be the company with which people prefer to do business. We are committed to providing a stimulating and challenging environment in which all our people can be valuable contributors to the achievement of our vision, while achieving career progression and job satisfaction. We recognize that our success comes from our people. We are committed to the highest ethical and fiduciary standards and firmly believe that by placing the best interests of our clients first, we will also serve the best interest of our employees, our shareholders, and the communities in which we operate.

CONTENTS

Organisation	05
Board of Directors of the Management Company	06
Management Committee	08
Chairman's Review	09
Directors' Report	12
Fund Manager's Report	14
Performance Table	16
FINANCIAL STATEMENTS	
Statement of Compliance with the Code of Corporate Governance	18
Trustee Report to the Unit Holders	20
Review Report to the Unit Holders on the Statement of Compliance with the best practices of Code of Corporate Governance	21
Independent Auditors' Report to the Unit Holders	22
Statement of Assets and Liabilities	23
Income Statement	24
Statement of Comprehensive Income	25
Distribution Statement	26
Cash Flow Statement	27
Statement of Movement in Unit Holders' Fund	28
Notes to the Financial Statements	29

Organisation

Management Company

Atlas Asset Management Limited

Board of Directors of the Management Company

Chairman	Mr. Yusuf H. Shirazi
Directors	Mr. Tariq Amin Mr. M. Ashraf Janjua Mr. Frahim Ali Khan Mr. Arshad P. Rana Mr. Ali H. Shirazi

Chief Executive Officer Mr. M. Habib-ur-Rahman

Company Secretary Ms. Lilly R. Dossabhoy

Board Committees

Audit Committee

Chairman	Mr. Tariq Amin
Members	Mr. M. Ashraf Janjua Mr. Frahim Ali Khan

Human Resource Committee

Chairman	Mr. Frahim Ali Khan
Members	Mr. M. Habib-ur-Rahman Mr. Ali H. Shirazi

Investment Committee

Chairman	Mr. M. Habib-ur-Rahman
Members	Mr. Frahim Ali Khan Mr. Ali H. Shirazi Mr. Muhammad Abdul Samad Mr. Khalid Mahmood

Management Committee

Chairman	Mr. M. Habib-ur-Rahman
Members	Ms. Lilly R. Dossabhoy Mr. Muhammad Abdul Samad Mr. Hassan Khan

Group Executive Committee

President	Mr. Aamir H. Shirazi
Members	Mr. Jawaid Iqbal Ahmed Mr. Frahim Ali Khan Mr. Iftikhar H. Shirazi Mr. Saquib H. Shirazi Mr. Bashir Makki Mr. M. Naeem Khan

Group Systems & Technology Committee

Chairman	Mr. Iftikhar H. Shirazi
Member	Mr. Zia Ullah Begg

Trustee

Central Depository Company of Pakistan Limited
99-B, Block 'B', S.M.C.H.S, Main Shahrah-e-Faisal
Karachi - 74400

Chief Internal Auditor

Mr. Saood Hasan

Auditors

Ernst & Young Ford Rhodes Sidat Hyder
Chartered Accountants

Legal Advisers

Mohsin Tayebaly & Co.

Bankers

Atlas Bank Limited
Bank Alfalah Limited
Faysal Bank Limited
The Bank of Punjab

Registered Office

Ground Floor, Federation House, Sharae Firdousi
Clifton, Karachi - 75600
Tel: (92-21) 111-MUTUAL (6-888-25)
(92-21) 35379501-04
Fax: (92-21) 35379280
Email: info@atlasfunds.com.pk
Website: www.atlasfunds.com.pk

The above information is as at 24 September 2010.

Board of Directors of the Management Company



Mr. Yusuf H. Shirazi
Chairman

Mr. Yusuf H. Shirazi is the Chairman of Atlas Group of Companies. He is the Founder Member of the Karachi and Lahore Stock Exchanges, International Chamber of Commerce & Industry, Management Association of Pakistan, Lahore University of Management Sciences (LUMS), GIK Institute of Science and Technology and Al-Shifa Trust. He has been President of Karachi Chamber of Commerce twice. Mr. Shirazi was on the Board of Harvard Business School Alumni Association, Boston, USA. He is the Founder President of Harvard Club of Pakistan and Harvard Business School Club of Pakistan. He has attended the Advanced Management Program (AMP) from the Harvard Business School, USA.



Mr. Tariq Amin
Director

Mr. Tariq Amin is the Chairman of Orkila Pakistan (Pvt.) Ltd., a leading multinational company dealing in chemicals. He is also the Deputy Chairman of Barrett Hodgson Pakistan (Pvt.) Ltd. and has a vast experience in the financial and industrial sectors of Pakistan. He is a law graduate from the University of Karachi, and also holds a Masters degree in English from the University of Karachi, and a Postgraduate Diploma in Development Administration from the University of Leeds.



Mr. M. Ashraf Janjua
Director

Mr. M. Ashraf Janjua is a Senior Fellow with the rank of Professor (Economics), and the Advisor to the President - College of Business Management, Karachi. He holds a Masters degree in Economics from Government College Lahore – Punjab University, and a Masters degree in Development Economics from the Williams College, USA. He has also done one year's graduate work at the Stanford University, California, USA. He joined the State Bank of Pakistan (SBP) in 1966 and was the Deputy Governor (Policy) of the SBP from 1992 to 1995, and was also affiliated with the SBP as Chief Economic Advisor, from 1995 to 2004. He has been affiliated with the office of the Executive Director for Pakistan at the International Monetary Fund, Washington D.C., USA, from 1979 to 1983. Prior to his career with the SBP, he was affiliated with the Pakistan Institute of Development Economics (PIDE) as a Research Economist, and with the Pakistan Development Review (PDR), as Associate Editor. Amongst other research works, he is the author of History of State Bank of Pakistan - Volume III (1977-78), and Volume IV (1988-2003).



Mr. Frahim Ali Khan
Director

Mr. Frahim Ali Khan has been associated with Atlas Group since 1967 and has over 40 years of experience in General Management, Financial Management, Investment Banking, Taxation, and Legal matters. He was the Chief Executive Officer of the former Atlas Investment Bank Limited, till its merger with Atlas Bank Limited. He has attended the Senior Managers' Program from Harvard University, USA, and Financial Management Program from Stanford University, USA.

Board of Directors of the Management Company



Mr. Arshad P. Rana
Director

Mr. Arshad P. Rana is a graduate from Government College, Lahore; B.S. in Insurance & Economics from Iran and MBA from USA.

He is a senior expert in insurance industry and has been affiliated with Atlas Insurance Limited, an associate company of the Atlas Group since 1991; first as General Manager and then as Chief Operating Officer before being appointed as the Chief Executive Officer of the company in March 2004. In his professional career that spans over 35 years, he has worked in Iran, USA and Middle East. Since his appointment to this position, Mr. Rana has been managing the company affairs with a professional approach having the vision to make Atlas Insurance Limited as one of the best performing companies in the market. Under his leadership, Atlas Insurance Limited has won several awards in the financial sector.

Mr. Rana has been the Chairman, Insurance Association of Pakistan (IAP), Lahore Regional Committee in 2002-2003 and Vice Chairman, Central Committee (IAP) in the year 2004-2005 prior becoming the Chairman, Insurance Association of Pakistan in 2005-2006.



Mr. Ali H. Shirazi
Director

Mr. Ali H. Shirazi graduated in Political Science from Yale University, U.S.A. in 2000 and thereafter completed his Masters in Law from Bristol University, U.K. in 2005. He is currently the President and Chief Executive Officer of Atlas Battery Limited. He has previously worked with the Bank of Tokyo-Mitsubishi in New York as well as American Honda in Torrance, California. He is an Atlas Group Director, and is responsible for Group's financial services. He is also on the Boards of Atlas Insurance Limited, Atlas Engineering Limited, Shirazi Trading Company (Pvt.) Limited and Techlogix International Limited.



Mr. M. Habib-ur-Rahman
Chief Executive Officer

Mr. M. Habib-ur-Rahman is an FCA from the Institute of Chartered Accountants in England & Wales and has attended management level programme (PMD) from Harvard Business School, USA. He has been a founding member and is currently the Chairman of the Mutual Funds Association of Pakistan. He played an instrumental role in setting up the first open-end mutual fund in the private sector in Pakistan. He has been SECP's nominee on the Board of Karachi Stock Exchange in 2000, 2001, & 2003, and has also been a member of the Commission's Advisory Group on Capital Markets, and the Commission's Enquiry Committee on management of Exposure Rules by KSE / LSE.

Management Committee



M. Habib-ur-Rahman
Chief Executive Officer



Muhammad Abdul Samad
Chief Investment Officer



Lilly R. Dossabhoy
Chief Financial Officer &
Company Secretary



Hassan Khan
Head of Marketing & Sales

Chairman's Review

It is my pleasure to present to you Sixth Annual Report of Atlas Stock Market Fund (ASMF) for the year ended 30 June 2010.

THE ECONOMY

Despite uneven global economic recovery, Pakistan's economy has managed to post GDP growth of 4.1% in the outgoing year. The stabilization of global financial market and banking system over the past year, or more, is a positive development. However, the differences in economic recovery amongst various economies are presenting challenges of their own: they are showing up in capital flow, asset valuations and exchange rates. Pakistan's economy has shown strong capacity to overcome challenges emanated from both internal and external economic environment while moving towards achieving long term sustainable growth.

During July-June FY10, the current account deficit of the country narrowed down to US\$ 3.5 billion (1.8% of GDP) as compared to US\$ 9.3 billion (5.5% of GDP) for the same period of last year. This is largely due to growth in remittances which have increased from US\$ 7.8 billion in July-June FY09 to US\$ 8.9 billion in July-June FY10, better demand and performance of exports, particularly of textiles, and a decline in imports. Trade balance has improved for July-June FY10 to negative US\$ 11.4 billion from negative US\$ 12.6 billion in July-June FY09, which is mainly due to decrease in oil import bill. The foreign exchange reserves currently stand at US\$ 15.6 billion (May 2010).

CPI Inflation stood at 11.70% during July-June FY10 as compared to 20.8% for the previous corresponding year. The inflationary pressures remained a concern on account of high public sector borrowing and adjustment in public utility prices. A growth of 12.46% was witnessed in the M2 money supply - during July-June FY10 as compared to 9.56% growth during the previous corresponding period. The M2 growth occurred due to the expansion in the net domestic assets of the banking system, due to the rise in private sector credit and increased recourse to the government to finance its deficit from the banking system.

GDP growth rate for the period under review stood at 4.1% as compared to a growth of 1.2% in the preceding year. Agricultural sector contributed a slow growth of only 2% during July-April FY10 against a target of 3.8%. The issue of water shortage affected the growth in this sector. Services sector grew by 4.6% as compared to 1.6% in FY09. The manufacturing sector in the outgoing year performed well with LSM posting a growth of 4.4%.

MUTUAL FUND INDUSTRY

The Securities & Exchange Commission of Pakistan (SECP) in consultation with Mutual Funds Association of Pakistan (MUFAP) has taken a number of measures to reinforce the industry. These measures include categorization of collective investment schemes, laying down investment policy for each category and improved disclosure requirement through monthly reporting. Beside this, MUFAP has taken the initiative of uploading mutual funds' performance statistics on its website on a regular basis and has also laid down standardized format for Fund Manager Report. The mutual funds and in particular those with equity exposure, were able to pay dividend/ bonus shares this year. Investors who invested while the stock market and as a result, the net asset value of mutual funds was at low level were able to make handsome gains. These stipulations will reinforce investors' confidence and promote a savings culture in the country. Some key areas will include improving public awareness and promote saving/ investing through mutual funds and to incentivize individual investors for long term investment. Sooner than later, listing regulations will incorporate provision for debt securities and encourage trading of debt securities through newly introduced Bond Automated Trading System (BATS). All these measures will create long term savings and bring liquidity in the market.

The money market schemes led the industry in terms of fresh inflows. The growth was partly due to categorization in accordance with its investment mandate and partly due to the low risk appetite of the investors. The growth in this category was partly due to conversion of investment in income schemes to money market schemes and fresh inflows considering the current interest rate scenario/ investors risk appetite. The money market schemes' AUM sharply increased from a meager Rs. 3.2 billion to about Rs. 32 billion in a short span of time. The equity and income schemes currently stand at about Rs. 40 billion and Rs. 60 billion respectively. While money market schemes are attractive for short term investment, income and equity schemes are attractive for medium to long term investment enabling the investors to have a balanced approach and invest according to his/ her risk appetite.

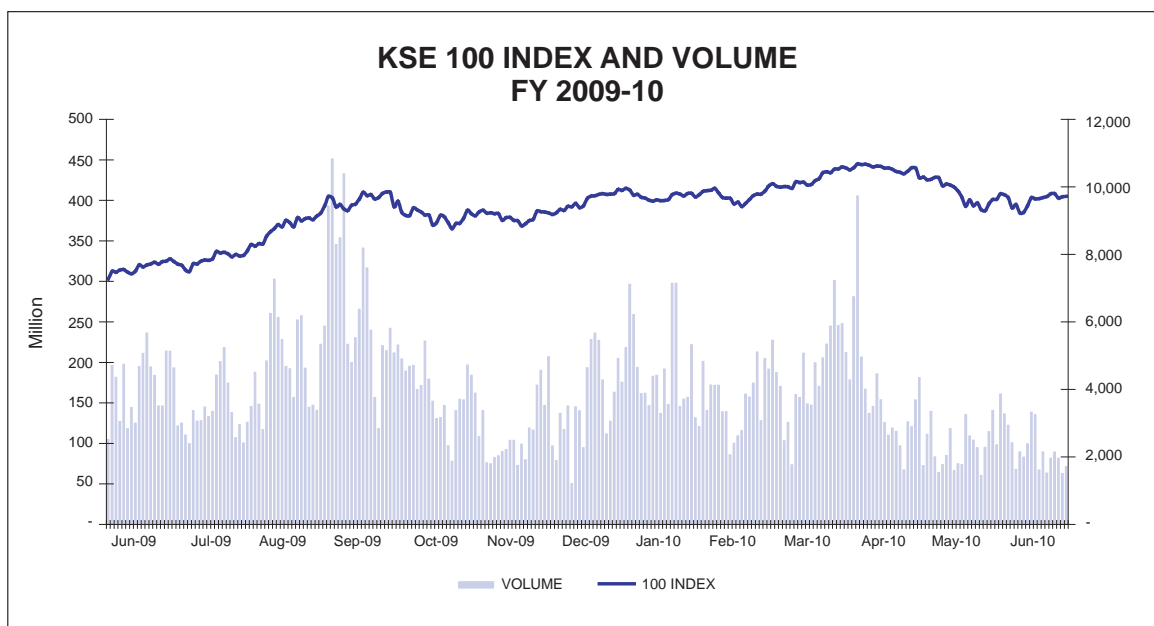
The mutual fund industry over the world outweighs bank deposits. Pakistan as a new entrant shall follow suit, as the funds, on the whole, ensure better safety and returns which is the present day requirement of Pak economy.



THE STOCK MARKET

The KSE- 100 index has increased from 7,162.18 points as on 30 June 2009 to 9,721.91 points as on 30 June 2010. The impressive growth of 35.74% was achieved mainly because of the improvement in key macro economic drivers and foreign buying activity in the local bourse. Improving economic numbers were also acknowledged by international rating agencies as S&P upgraded Pakistan by one notch to 'B-' and Moody's enhanced its outlook to 'Stable'. The foreign portfolio investors were net buyers to the tune of around US\$ 566 million. The foreign portfolio investment remained largely concentrated among index heavy weights like i.e. OGDC, MCB & PPL etc. Foreign Portfolio Investors hold shares worth about US\$ 2.0 billion which is about 7% of the Market Capitalization and 25% of the free float.

After a long gap of over three decades, capital gains on sale of securities are made liable to tax. The Finance Act, 1974 had suspended the applicability of the relevant provisions, which has been discontinued by the Finance Act, 2010. The new provisions stipulate that Capital gain arising from the sale of securities (FY 2010-11) with holding period of less than six months will be liable to pay tax at the rate of 10%, the securities with holding period of more than six months but less than twelve months will attract tax liability at the rate of 7.5%, and those with holding period of more than one year will not be subjected to capital gain tax.



The equity market had also witnessed improving volume as average daily volume increased by 53% to 161 million shares a day from 106 million shares (exceptionally low due to imposition of price floor mechanism) in FY 2008-09. However, the fourth quarter of FY2009-10 witnessed decline in volumes (as CGT was announced) with average daily volumes at 132 million shares. The announcement of withdrawal of exemption of Capital Gain Tax (CGT) was mostly priced in by the market. However, the lack of details regarding the modalities of CGT coupled with the fear of documentation hit the overall trading activity. The absence of leverage/ derivative products was also badly felt and contributed to low activity in the market.

An improving macroeconomic picture, healthy growth in corporate earnings and foreign investor's interest in local stock market depicts positive outlook for local equities. Pakistan's equity market is currently trading at attractive multiples with next year PE of 7.3x and dividend yield of 7.0%. Medium to long term investors are expected to yield attractive return from local equities performance in coming years.

FUND OPERATIONS

The Net Asset Value per unit of the Fund has increased by 24.8% from Rs. 354.13 as on 30 June 2009 to Rs. 442.18 as of 30 June 2010. The benchmark KSE-100 index has increased by 35.74 % during the same period. This impressive increase in benchmark KSE-100 index was largely on the basis of stocks which attracted foreign portfolio investment and are considered as index heavy weights i.e. OGDC 25%, PPL 7.5% and MCB 6%. The ASMF's equity portfolio exposure was mainly in Oil & Gas Producers, Chemicals, Banking and Personal Goods Sectors.

The Net Assets of the Fund stood at Rs. 645.13 million, with 1.46 million units outstanding as of 30 June 2010. ASMF's net Capital Gain for the period under review stood at Rs. 200.30 million. The Dividend Income and Interest Income for the period under review stood at Rs. 39.47 million and Rs. 7.54 million respectively.

The Board of Directors has approved a final distribution of Rs. 125 per unit (25% on the face value of Rs. 500 per unit).

RATINGS

The Pakistan Credit Rating Agency Limited (PACRA) has maintained the asset manager rating of "AM3+" to the Company, for FY 2008-09. The rating reflects the Company's experienced and qualified management team, sound quality of support systems and processes, and a strong emphasis on risk management framework.

PACRA has assigned a "3 Star" normal star ranking to the Fund, and a long term "3 Star" ranking, for FY 2008-09. The normal star ranking is based on performance during the trailing twelve months period, whereas long-term star ranking is based on performance during the trailing thirty six months.

FUTURE OUTLOOK

Pakistan's economy is on a recovery path after achieving macroeconomic stability over the past two years. The focus onward should be on how to make the upswing long and stable, and relatively free of imbalances. The sustainability of the economic recovery and its momentum will largely depend upon following prudent macroeconomic policies and its timely implementation. The efforts to resolve some of the critical challenges the economy has faced in FY 2009 - 10, such as the energy and water shortage, and measures taken to improve overall business environment, could lay the basis for higher growth in coming years. The budget for FY 2010 -11 has focused mainly on generating revenues through taxes and phasing out of subsidies in order to meet the deficit target. Reduced budgetary borrowing and lower fiscal expenditures are some of the key goals of FY 2010 -11 budget.

Overall better macroeconomic conditions, coupled with relatively attractive equity prices, should increase investor's participation, as equity market has strong potential to yield attractive returns. The Fund is committed to prudent investment procedures and will continue to provide consistent long term returns to the investors.

شاہین کا جہاں اور

(We look forward to beyond horizon)

ACKNOWLEDGEMENT

I would like to thank the Securities and Exchange Commission of Pakistan, the Board of Directors, and the Group Executive Committee for their help, support and guidance. I also thank the financial institutions and the unit holders for their help, support and the confidence reposed in the Fund and the Chief Executive Officer, Mr. M. Habib-ur-Rahman and his management team for their hard work, dedication, and sincerity of purpose.

Karachi: 20 August 2010

Yusuf H. Shirazi
Chairman

Directors' Report

The Board of Directors of Atlas Asset Management Limited, the Management Company of Atlas Stock Market Fund (the Fund), take pleasure in presenting the Sixth Annual Report of the Fund alongwith the audited financial statements and Auditors' Report thereon for the year ended 30 June 2010.

EARNINGS / (LOSS) PER UNIT

Earnings per unit for the year ended 30 June 2010 works out to Rs.136.77 per unit (2009: Rs.167.35 loss per unit).

FUND OPERATION AND DISTRIBUTION

As at 30 June 2010, the Net Assets of the Fund stood at Rs.645.13 million as compared to Net Assets of Rs.689.23 million as at 30 June 2009. The Board of Directors of the Management Company has approved a bonus of 25% i.e. Rs. 125 per unit on the face value of Rs.500 per unit (2009: Nil).

SALE AND REDEMPTION OF UNITS

During the year, 413,884 units of the value of Rs.179.02 million were issued, while 901,169 units of the value of Rs. 407.30 million were redeemed. As at 30 June 2010, the total number of units outstanding was 1,458,982 valued at Rs. 645.13 million (2009: 1,946,267 units valued at Rs. 689.23 million).

The pattern of unit holdings of the Fund, as required under the NBFC Regulations, 2008, is presented in note 20 to the financial statements.

CHAIRMAN'S REVIEW

The review included in the Annual Report deals inter alia with the performance of the Fund for the year and future prospects. The directors endorse the contents of the review.

COMPLIANCE WITH CODE OF CORPORATE GOVERNANCE

The Board of Directors states that:

- a) The financial statements, prepared by the Management Company of the Fund, present fairly its state of affairs, the results of its operations, comprehensive income for the year, cash flows and movement in Unit Holders' Funds.
- b) Proper books of account of the Fund have been maintained.
- c) Appropriate accounting policies have been consistently applied in the preparation of the financial statements and accounting estimates are based on reasonable and prudent judgment, with the exception of adoption of new and amended IFRS and IFRIC interpretations by the Fund, which became effective during the year, as explained in note 4.1 to the financial statements. The external auditors of the Fund have concurred with such adoption.
- d) International Financial Reporting Standards, as applicable in Pakistan, have been followed in the preparation of the financial statements and any departure therefrom has been adequately disclosed.
- e) The system of internal control is sound in design and has been effectively implemented and monitored.
- f) There is no doubt about the Fund's ability to continue as a going concern.
- g) There has been no material departure from the best practices of corporate governance, as detailed in the listing regulations.
- h) A summary of key financial data/ performance table is summarized is annexed.
- i) The statement as to the value of investments of provident fund is not applicable in the case of the Fund as these relate to retirement benefits to the employees of the Management Company, and are not chargeable to the Fund.

RATINGS UPDATE

The Pakistan Credit Rating Agency Limited (PACRA), has maintained the asset manager rating of "AM3+" to the Management Company, for FY 2008-09.

PACRA has assigned a "3 Star" normal rating, and a '3 star' long term rating to the Fund, for FY 2008-09.

BOARD OF DIRECTORS OF THE MANAGEMENT COMPANY

The Board comprises of one executive and six non-executive directors. During the year, the casual vacancy arising in the Board of Mr. Michael Ferrer was filled in by Mr. Arshad P. Rana who was co-opted for by the Board as Director in his place, with the approval of the SECP. The Board records their appreciation for the services rendered by Mr. Michael Ferrer during his tenure as Director of the Company. Also, the current Board of Directors completed their term of three years and was re-appointed for a fresh term of three years in the Annual General Meeting of the Management Company of the Fund held in October 2009, with the approval of the SECP.

During the year, seven Board Meetings were held. The particulars of the dates of meetings, and the directors attending, as required under the NBFC Regulations, 2008, are appended as note 24 to the financial statements.

The Directors, CEO, CFO/Company Secretary and their spouses and minor children have made no transactions in the Fund's units during the year except as disclosed in note 17 to the financial statements - "Transactions with Related Parties / Connected Persons."

AUDITORS

The Audit Committee of the Board of Directors, in their meeting held on 17 August 2010, recommended the re-appointment of M/s. Ernst and Young Ford Rhodes Sidat Hyder, Chartered Accountants, Karachi, as auditors of Atlas Stock Market Fund for the financial year ending 30 June 2011. The Board approved the appointment.

ACKNOWLEDGEMENT

The Board of Directors of the Management Company thanks the Securities and Exchange Commission of Pakistan for their valuable support, assistance and guidance. The Board also thanks the employees of the Management Company and the Trustee, for their dedication and hard work, and the Unit Holders, for reposing their confidence.

For and on behalf of the Board

Karachi: 20 August 2010

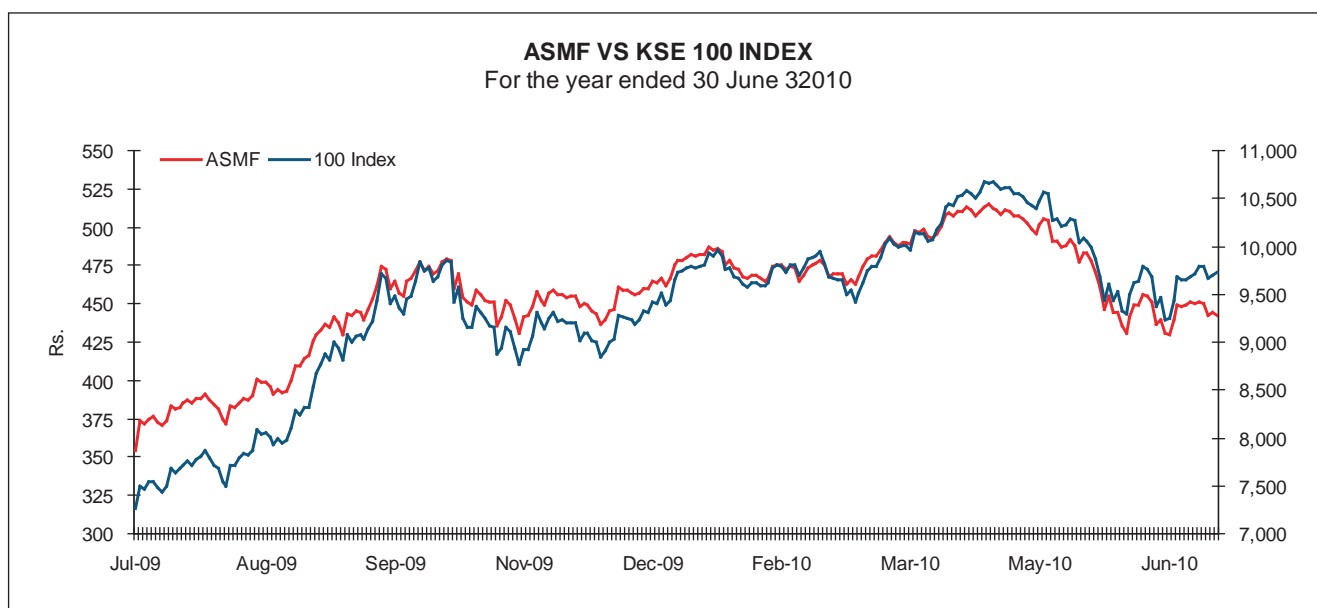
M. Habib-ur-Rahman
Chief Executive Officer

Fund Manager's Report

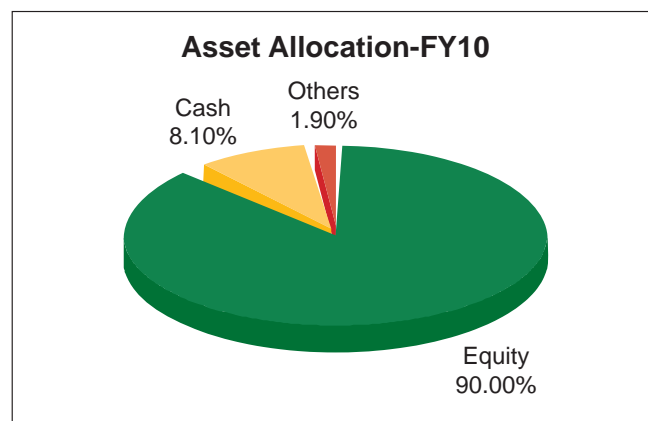
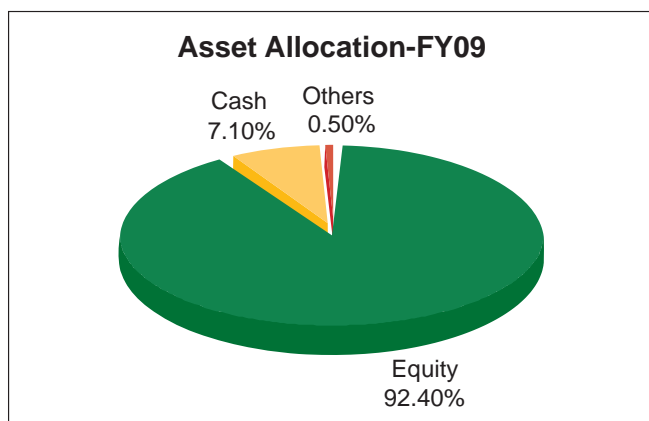
Atlas Stock Market Fund (ASMF) is an open-ended equity fund. The Fund aims to achieve appreciation in the value of amount invested along with modest income and to provide the investors with liquidity and the facility to join or leave the fund at their convenience. ASMF's investment strategy is based on the belief that fundamental economic and sector analysis drives long term out performance, and that active portfolio management can produce consistently superior results than those produced through passive management. The Fund emphasizes medium to long-term investment views and involves the application of relative value analysis to industry sectors.

Karachi Stock Exchange (KSE- 100 Index) serves as the performance benchmark of Atlas Stock Market Fund.

The KSE-100 index has increased from 7,162.18 points as on 30 June 2009 to 9,721.91 points as on 30 June 2010. The impressive growth of 35.74% was achieved mainly on the back of improvement in key macro economic drivers and foreign buying activity in the local bourse. Improving economic numbers were also acknowledged by international rating agencies as S&P upgraded Pakistan by one notch to 'B-' and Moody's enhanced its outlook to 'Stable'. The foreign portfolio investors were net buyers to the tune of around USD 566 million. The foreign portfolio investment remained largely concentrated among index heavy weights like i.e. OGDC, MCB & PPL etc. Foreign Portfolio Investors hold shares worth about US\$ 2.0 billion which is about 7% of the Market Capitalization and 25% of the free float.



The Net Asset Value per unit of your Fund has increased by 24.8% from Rs. 354.13 as on June 30, 2009 to Rs. 442.18 as of 30 June 2010. The ASMF benchmark KSE-100 index has increased by 35.74 % during the same period. The main reason for underperformance is foreign buying activity in index heavy weights i.e OGDC etc and less liquid stocks. ASMF's performance can be compared favorably with a peer group average return of 20.7%. The ASMF equity portfolio exposure was mainly in Oil & Gas Producers, Chemicals, Banking and Personal Goods Sectors.



The Net Assets of your Fund stood at Rs. 645.13 million, with 1.46 million units outstanding as of 30 June 2010. ASMF's net Capital Gain for the period under review stood at Rs. 200 million. The Dividend Income and Interest Income for the period under review stood at Rs. 39.47 million and Rs. 7.54 million respectively.

Breakdown of Unit holding by size:

Type of investor	No. of Investors	Amount of Investment (Rs.)	% of Total
Individuals	262	93,819,140	14.54%
Associated Companies/ Directors	6	86,496,160	13.41%
Insurance Companies	3	1,002,192	0.16%
Banks/ DFIs	2	139,040,947	21.55%
NBFCs	1	4,786	-
Retirement Funds	53	322,585,954	50.00%
Others	1	2,179,816	0.34%
Total	328	645,128,995	100.00%

The Board of Directors has approved a final distribution of Rs. 125 per unit (25% on the face value of Rs. 500 per unit).

The NAV before distribution stood at Rs. 442.18 per unit and after adjustment for final dividend stood at Rs. 317.18 per unit.

During the year under review, the Investment Committee held forty six meetings, to review the investments of the Fund.

Karachi: 20 August 2010

Khalid Mehmood
Fund Manager

Performance Table

For the year ended 30 June 2010

	2010	2009	2008
Net assets (Rs. In "000")	645,129	689,228	1,320,643
Number of units in issue	1,458,982	1,946,267	2,379,248
Net Asset value per unit (Rs.)	442.18	354.13	555.07
Net income / (loss) (Rs. In "000")	199,544	(325,703)	(78,623)
Earnings / (loss) per unit	136.77	(167.35)	(33.05)
Annual return of the Fund (%)	24.86	(31.58)	(6.84)
Offer price*	451.02	361.21	566.17
Redemption price*	442.18	354.13	555.07
Distribution (Bonus)	125	-	37.50
Distribution as a % of par value of units	25.00	-	7.50
Date of distribution	8-Jul-10	-	4-Jul-08
Highest offer price	525.81	509.76	698.28
Lowest offer price	377.77	211.57	515.74
Highest repurchase price per unit	515.50	499.76	684.59
Lowest repurchase price per unit	370.36	207.42	505.63

* Relates to announced prices.

Date of Launch : 23 November 2004

Note: Past performance of the Fund is not indicative of future performance and the unit price and investment return may go down, as well as up.



Atlas Stock Market Fund

Financial Statements

STATEMENT OF COMPLIANCE WITH THE CODE OF CORPORATE GOVERNANCE FOR THE YEAR ENDED 30 JUNE 2010

This statement is being presented to comply with the Code of Corporate Governance contained in Regulation No. 35 of Listing Regulations of the Lahore Stock Exchange for the purpose of establishing a framework of good Governance, whereby a listed Company is managed in compliance with the best practice of corporate governance.

Atlas Asset Management Limited (AAML), the Management Company, is not listed and hence, the Code is not applicable to it. However, Atlas Stock Market Fund being listed at the Lahore Stock Exchange, comes under the ambit of the Code. The Fund, being a unit trust scheme, does not have its own Board. The Board of Directors of the Management Company manages the affairs of the Fund and has appointed the Chief Executive Officer (CEO), and Chief Financial Officer (CFO)/Company Secretary and other necessary personnel to manage the affairs of the Fund.

The Management Company has applied the principles contained in the Code in the following manner:

1. The Management Company encourages representation of independent non-executive directors. At present the Board consists of seven directors, including two independent non-executive directors. The Management Company is not listed on any stock exchange and therefore does not have minority interest.
2. The directors have confirmed that none of them is serving as a director in more than ten listed companies.
3. All the resident directors of the Management Company are registered as taxpayers and none of them has defaulted in payment of any loan to a banking company, a DFI or an NBFIs or, being a member of a stock exchange, has been declared as a defaulter by that stock exchange.
4. The three years' term of office of the previous Board was completed and a new Board comprising of seven directors was elected unopposed for the next term of three years during the year. Further, a casual vacancy occurred in the Board during the year which was filled in with the approval of the Securities and Exchange Commission of Pakistan, as required by the NBFC Regulations, 2008.
5. The Management Company has adopted a "Statement of Ethics and Business Practices", which has been distributed to, and acknowledged by all the directors and employees of the Management Company.
6. The Board has developed a vision/mission statement, overall corporate strategy and significant policies for the Fund. A complete record of the particulars along with the dates on which they were approved or amended has been maintained.
7. All the powers of the Board have been duly exercised and decisions on material transactions, including appointment and determination of the remuneration and terms and conditions of employment of the CEO have been taken by the Board.
8. The meetings of the Board were presided over by the Chairman and the Board met at least once in every quarter during the period. Written notes of the Board meetings, along with agenda and working papers, were circulated at least seven days before the meetings. The minutes of the meeting were appropriately recorded and circulated.
9. The Management Company has established adequate procedures and systems for related party transactions vis-à-vis the pricing method for related party transactions. All the related party transactions are placed before the Audit Committee and the Board of Directors for their review and approval.
10. No new appointments of Chief Financial Officer, Company Secretary, and Chief Internal Auditor were made during the year. The Board has approved the terms of remuneration of the Chief Financial Officer & Company Secretary, and the Chief Internal Auditor.
11. The Directors' Report for the year has been prepared in compliance with the requirements of the Code and fully describes the salient matters required to be disclosed.
12. The financial statements of the Fund were duly endorsed by CEO and CFO before the approval of the Board.
13. The Directors, CEO and Executives do not hold units other than those disclosed in note 17 to the financial statements "Transactions with Related Parties/Connected Persons".
14. The Management Company has complied with the corporate and financial reporting requirements of the Code.

STATEMENT OF COMPLIANCE WITH THE CODE OF CORPORATE GOVERNANCE FOR THE YEAR ENDED 30 JUNE 2010

15. The Board arranged an orientation course for its directors during the year to apprise them of their duties and responsibilities.
16. The Board has formed an Audit Committee comprising of three members, all of whom are non-executive directors, including the Chairman of the Committee. Meetings of the Committee were held every quarter, prior to approval of the interim and annual results of the Fund, as required by the Code. The Board has approved the terms of reference of the Audit Committee.
17. The Board has set up an effective internal audit function headed by a full time Chief Internal Auditor who is considered suitably qualified and experienced, and is conversant with the policies and procedures of the Fund.
18. The Statutory Auditors of the Fund have confirmed that they have been given a satisfactory rating under the quality control review program of the Institute of Chartered Accountants of Pakistan, that they or any of the partners of the firm, their spouse and minor children do not hold units of the Fund, and that the Firm and all its partners are in compliance with the International Federation of Accountants (IFAC) guidelines on the Code of Ethics as adopted by the Institute of Chartered Accountants of Pakistan.
19. The Statutory Auditors or the persons associated with them have not been appointed to provide other services except in accordance with the Listing Regulations and the auditors have confirmed that they have observed IFAC guidelines in this regard.
20. We confirm that all other material principles contained in the Code have been complied with.

Karachi: 20 August 2010

M. Habib-ur-Rahman
Chief Executive Officer

TRUSTEE REPORT TO THE UNIT HOLDERS

Report of the Trustee pursuant to Regulation 41(h) and Clause 9 of Schedule V of the Non-Banking Finance Companies and Notified Entities Regulations, 2008

Atlas Stock Market Fund (the Fund), an open-end scheme was established under a trust deed dated May 29, 2004, executed between Atlas Asset Management Limited, as the Management Company and Central Depository Company of Pakistan Limited, as the Trustee.

In our opinion, the Management Company has in all material respects managed the Fund during the year ended June 30, 2010 in accordance with the provisions of the following:

- (i) Limitations imposed on the investment powers of the Management Company under the constitutive documents of the Fund;
- (ii) The pricing, issuance and redemption of units are carried out in accordance with the requirements of the constitutive documents of the Fund; and
- (iii) The Non-Banking Finance Companies (Establishment and Regulations) Rules, 2003, the Non-Banking Finance Companies and Notified Entities Regulations, 2008 and the constitutive documents of the Fund.

Karachi: 30 August 2010

Muhammad Hanif Jakhura
Chief Executive Officer
Central Depository Company of Pakistan Limited

REVIEW REPORT TO THE UNIT HOLDERS ON THE STATEMENT OF COMPLIANCE WITH THE BEST PRACTICES OF THE CODE OF CORPORATE GOVERNANCE

We have reviewed the Statement of Compliance with the best practices contained in the Code of Corporate Governance (the Code) prepared by the Board of Directors of the Management Company of Atlas Stock Market Fund (the Fund) to comply with the Listing Regulations of the Lahore Stock Exchange where the Fund is listed.

The responsibility for compliance with the Code is that of the Board of Directors of the Management Company of the Fund. Our responsibility is to review, to the extent where such compliance can be objectively verified, whether the Statement of Compliance reflects the status of the Management Company's compliance with the provisions of the Code in respect of the Fund and report if it does not. A review is limited primarily to inquiries of the Management Company's personnel and review of various documents prepared by the Management Company to comply with the Code.

As part of our audit of financial statements, we are required to obtain an understanding of the accounting and internal control systems sufficient to plan the audit and develop an effective audit approach. We are not required to consider whether the Board's statement on internal control covers all risks and controls, or to form an opinion on the effectiveness of such internal controls, the Management Company's corporate governance procedures and risks.

Further, Sub-Regulation (xiii a) of Listing Regulation 35 of the Lahore Stock Exchange requires the Management Company to place before the Board of Directors for their consideration and approval related party transactions, distinguishing between transactions carried out on terms equivalent to those that prevail in arm's length transactions and transactions which are not executed at arm's length price, recording proper justification for using such alternate pricing mechanism. Further, all such transactions are also required to be separately placed before the Audit Committee. We are only required and have ensured compliance of requirement to the extent of approval of related party transactions by the Board of Directors and placement of such transactions before the Audit Committee. We have not carried out any procedure to determine whether the related party transactions were undertaken at arm's length price or not.

Based on our review, nothing has come to our attention, which causes us to believe that the Statement of Compliance does not appropriately reflect the Management Company's compliance, in all material respects, with the best practices contained in the Code in respect of the Fund for the year ended 30 June 2010.

Karachi: 20 August 2010

Ernst & Young Ford Rhodes Sidat Hyder
Chartered Accountants

INDEPENDENT AUDITORS' REPORT TO THE UNIT HOLDERS

We have audited the accompanying financial statements of Atlas Stock Market Fund (the Fund), which comprise the statement of assets and liabilities as at 30 June 2010, and the related statements of income, comprehensive income, distribution, cash flows and movement in unit holders' fund for the year then ended, and a summary of significant accounting policies and other explanatory notes.

Management's responsibility for the financial statements

The Management Company of the Fund is responsible for the preparation and fair presentation of these financial statements in accordance with the requirements of the Trust Deed, the Non-Banking Finance Companies (Establishment and Regulation) Rules, 2003 (the NBFC Rules), the Non-Banking Finance Companies and Notified Entities Regulations, 2008 (the NBFC Regulations) and approved accounting standards as applicable in Pakistan. This responsibility includes: designing, implementing and maintaining internal control relevant to the preparation and fair presentation of financial statements that are free from material misstatement, whether due to fraud or error; selecting and applying appropriate accounting policies; and making accounting estimates that are reasonable in the circumstances.

Auditors' responsibility

Our responsibility is to express an opinion on these financial statements based on our audit. We conducted our audit in accordance with auditing standards as applicable in Pakistan. Those standards require that we comply with ethical requirements and plan and perform the audit to obtain reasonable assurance whether the financial statements are free from material misstatement.

An audit involves performing procedures to obtain audit evidence about the amounts and disclosures in the financial statements. The procedures selected depend on the auditors' judgment, including the assessment of the risks of material misstatement of the financial statements, whether due to fraud or error. In making those risk assessments, the auditor considers internal control relevant to the entity's preparation and fair presentation of the financial statements in order to design audit procedures that are appropriate in the circumstances, but not for the purpose of expressing an opinion on the effectiveness of the entity's internal control. An audit also includes evaluating the appropriateness of accounting policies used and the reasonableness of accounting estimates made by management, as well as evaluating the overall presentation of the financial statements. We believe that the audit evidence we have obtained is sufficient and appropriate to provide a basis for our audit opinion.

Opinion

In our opinion the financial statements give a true and fair view of the state of the Fund's affairs as at 30 June 2010 and of its financial performance, cash flows and transactions for the year then ended in accordance with approved accounting standards as applicable in Pakistan.

Other matters

In our opinion, the financial statements have been prepared in accordance with the relevant provisions of the Trust Deed, the NBFC Rules and the NBFC Regulations.

Karachi: 20 August 2010

Ernst & Young Ford Rhodes Sidat Hyder
Chartered Accountants

Arslan Khalid
Audit Engagement Partner

STATEMENT OF ASSETS AND LIABILITIES

AS AT 30 JUNE 2010

	Note	2010 Rupees	2009 Rupees
Assets			
Bank balances	7	52,507,667	48,608,409
Receivable against sale of securities		20,964,227	3,454,278
Investments	8	580,294,790	637,133,700
Dividend receivable		2,100,000	3,471,183
Interest accrued		89,390	147,611
Prepayments and other receivables		14,777	29,777
Security deposits	9	2,600,000	2,600,000
Total assets		658,570,851	695,444,958
Liabilities			
Payable against purchase of securities		6,799,221	3,120,242
Payable to the management company	10	1,092,799	1,605,720
Payable to the trustee	11	126,173	117,087
Payable to the SECP	12	738,588	734,087
Accrued and other liabilities	13	4,685,075	640,308
Total liabilities		13,441,856	6,217,444
Net assets		645,128,995	689,227,514
Unit holders' fund		645,128,995	689,227,514
Number of units in issue		1,458,982	1,946,267
Net asset value per unit		442.18	354.13

The annexed notes from 1 to 27 form an integral part of these financial statements.

For Atlas Asset Management Limited
(Management Company)

M. Habib-ur-Rahman
Chief Executive Officer

Yusuf H. Shirazi
Chairman

Tariq Amin
Director

INCOME STATEMENT

FOR THE YEAR ENDED 30 JUNE 2010

	Note	2010 ----- Rupees -----	2009 -----
Income			
Dividend income		39,469,290	42,449,526
Interest income	14	7,536,819	9,282,365
Net gain / (loss) on investments at fair value through income statement			
Net gain / (loss) on sale of investments		200,301,740	(253,963,175)
Net unrealised loss on revaluation of investments		(34,673,107)	(172,483,817)
		165,628,633	(426,446,992)
Element of income and capital gains included in prices of units issued less those in units redeemed - net		15,367,732	74,741,036
Other Income		97,205	-
		228,099,679	(299,974,065)
Expenses			
Remuneration of the Management Company	10	18,012,081	21,885,086
Remuneration of the Trustee	11.1	1,554,946	1,484,311
SECP annual fee	12	738,588	734,087
Reversal of provision for SECP monitoring fee		-	(250,000)
Annual rating fee		100,000	100,000
Annual listing fee		40,000	30,000
Securities transaction cost	15	3,357,794	1,077,482
Auditors' remuneration	16	442,159	375,000
Printing charges		191,334	280,973
Legal and professional charges		35,000	-
Bank charges		11,470	12,334
Provision for Workers' Welfare Fund	13.1	4,072,326	-
		28,555,698	25,729,273
Net income / (loss) for the year		199,543,981	(325,703,338)

The annexed notes from 1 to 27 form an integral part of these financial statements.

For Atlas Asset Management Limited
(Management Company)

M. Habib-ur-Rahman
Chief Executive Officer

Yusuf H. Shirazi
Chairman

Tariq Amin
Director

STATEMENT OF COMPREHENSIVE INCOME FOR THE YEAR ENDED 30 JUNE 2010

	2010	2009
	----- Rupees -----	----- Rupees -----
Net income / (loss) for the year	199,543,981	(325,703,338)
Other comprehensive income	-	-
Total comprehensive income / (loss) for the year	199,543,981	(325,703,338)

The annexed notes from 1 to 27 form an integral part of these financial statements.

**For Atlas Asset Management Limited
(Management Company)**

M. Habib-ur-Rahman
Chief Executive Officer

Yusuf H. Shirazi
Chairman

Tariq Amin
Director

DISTRIBUTION STATEMENT

FOR THE YEAR ENDED 30 JUNE 2010

	2010	2009
	----- Rupees -----	
(Accumulated loss) / Undistributed income brought forward [includes unrealised loss on investments of Rs. 212,820,250] (2009: unrealised loss of Rs. 106,960,722)	(294,629,871)	120,295,271
Final distribution for the year ended 30 June 2008 at the rate of Rs. 37.50 per unit declared on 4 July 2008		
- Bonus units	-	(78,081,245)
- Cash payout against distribution	-	(11,140,559)
	-	(89,221,804)
Net income / (loss) for the year	199,543,981	(325,703,338)
Accumulated loss carried forward [includes unrealised loss on investments of Rs. 55,389,082] (2009: unrealised loss of Rs. 212,820,250)	(95,085,890)	(294,629,871)

The annexed notes from 1 to 27 form an integral part of these financial statements.

For Atlas Asset Management Limited
(Management Company)

M. Habib-ur-Rahman
Chief Executive Officer

Yusuf H. Shirazi
Chairman

Tariq Amin
Director

CASH FLOW STATEMENT

FOR THE YEAR ENDED 30 JUNE 2010

	2010	2009
Note	----- Rupees -----	-----
Cash flows from operating activities		
Net income / (loss) for the year	199,543,981	(325,703,338)
Adjustments for:		
Net loss / (gain) on sale of investments	(200,301,740)	253,963,175
Net unrealised loss on revaluation of investments	34,673,107	172,483,817
Element of income and capital gains included in prices of units issued less those in units redeemed - net	(15,367,732)	(74,741,036)
	(180,996,365)	351,705,956
(Increase) / decrease in assets		
Receivable against sale of securities	(17,509,949)	7,252,464
Dividend receivable	1,371,183	6,411,623
Interest accrued	58,221	196,876
Prepayments and other receivables	15,000	-
Security Deposits	-	1,000,000
	(16,065,545)	14,860,963
Increase / (decrease) in liabilities		
Payable against purchase of securities	3,678,979	3,104,874
Payable to the management company	(512,921)	(1,729,961)
Payable to the trustee	9,086	(83,712)
Payable to the SECP	4,501	(1,077,409)
Accrued and other liabilities	4,044,767	(371,975)
	7,224,412	(158,183)
	9,706,483	40,705,398
Investments made during the year	(1,770,485,517)	(676,667,548)
Investments sold during the year	1,992,953,060	829,344,983
	232,174,026	193,382,833
Net cash inflow from operating activities		
Cash flows from financing activities		
Proceeds from issue of units	179,020,482	55,496,353
Payment on redemption of units	(407,295,250)	(275,327,063)
Cash payout against distribution	-	(11,140,559)
	(228,274,768)	(230,971,269)
Net cash used in financing activities		
Net increase / (decrease) in cash and cash equivalents		
	3,899,258	(37,588,436)
Cash and cash equivalents at the beginning of the year	48,608,409	86,196,845
Cash and cash equivalents at the end of the year	52,507,667	48,608,409

The annexed notes from 1 to 27 form an integral part of these financial statements.

**For Atlas Asset Management Limited
(Management Company)**

M. Habib-ur-Rahman
Chief Executive Officer

Yusuf H. Shirazi
Chairman

Tariq Amin
Director

STATEMENT OF MOVEMENT IN UNIT HOLDERS' FUND FOR THE YEAR ENDED 30 JUNE 2010

	2010		2009	
	Units	Rupees	Units	Rupees
Net assets at the beginning of the year [Rs. 354.13 (2009: Rs. 555.07) per unit]	1,946,267	689,227,514	2,379,248	1,320,643,157
Issue of units	413,884	179,020,482	147,812	55,496,353
Redemption of units	(901,169)	(407,295,250)	(731,654)	(275,327,063)
	(487,285)	(228,274,768)	(583,842)	(219,830,710)
Element of income and capital gains included in prices of units issued less those in units redeemed-net	-	(15,367,732)	-	(74,741,036)
Issue of bonus units	-	-	150,861	-
Cash payout against distribution	-	-	-	(11,140,559)
Net income / (loss) for the year	-	199,543,981	-	(325,703,338)
Net assets at the end of the year [Rs. 442.18 (2009: Rs.354.13) per unit]	1,458,982	645,128,995	1,946,267	689,227,514

The annexed notes from 1 to 27 form an integral part of these financial statements.

For Atlas Asset Management Limited
(Management Company)

M. Habib-ur-Rahman
Chief Executive Officer

Yusuf H. Shirazi
Chairman

Tariq Amin
Director

NOTES TO THE FINANCIAL STATEMENTS FOR THE YEAR ENDED 30 JUNE 2010

1. LEGAL STATUS AND NATURE OF BUSINESS

- 1.1 Atlas Stock Market Fund (the Fund) is an open ended mutual Fund constituted by a trust deed entered into on 29 May 2004 between Atlas Asset Management Limited (AAML) as the management company and Central Depository Company of Pakistan Limited (CDC) as the trustee. During the year, the Trust Deed and Offering Document were revised through the Fifth Supplemental Trust Deed and the Fifth Supplement to the Offering Document dated 04 December 2009, with the approval of the SECP. The investment activities and administration of the Fund are managed by AAML situated at Ground Floor, Federation House, Shahrae Firdousi, Clifton, Karachi.
- 1.2 Units of the Fund are offered for public subscription on a continuous basis since 23 November 2004 and are transferable and redeemable by surrendering them to the Fund. The Fund is listed on the Lahore Stock Exchange.
- 1.3 According to the trust deed, the objective of the Fund is to provide investors one window facility to invest in a diversified portfolio of equity securities offering consistent returns and growth. The Fund aims to deliver this objective mainly by investing in equity securities of companies that are paying regular dividend, have growth prospects or are actively traded. Any amounts which have not been invested in equity securities may be invested in cash and / or near cash instruments including cash in bank accounts (excluding TDRs) and treasury bills not exceeding 90 days maturity. The investment objectives and policies are more fully defined in the Fund's Offering Document.

2. STATEMENT OF COMPLIANCE

These financial statements have been prepared in accordance with approved accounting standards as applicable in Pakistan. Approved accounting standards comprise of International Financial Reporting Standards (IFRS) issued by the International Accounting Standards Board (IASB) as are notified under the Companies Ordinance, 1984, the requirements of the Trust Deed, the Non Banking Finance Companies (Establishment and Regulation) Rules, 2003 (the NBFC Rules), the Non Banking Finance Companies and Notified Entities Regulations 2008 (the NBFC Regulations) and directives issued by the SECP. Wherever the requirements of the Trust Deed, the NBFC Rules, the NBFC Regulations or the directives issued by the SECP differ with the requirements of IFRS, the requirements of the Trust Deed, the NBFC Rules, the NBFC Regulations or the requirements of the said directives prevail.

3. BASIS OF MEASUREMENT

- 3.1 These financial statements have been prepared under the historical cost convention except for investments which are valued as stated in note 4.2 below.
- 3.2 These financial statements are presented in Pakistani Rupees which is the Fund's functional and presentation currency.

4. SUMMARY OF SIGNIFICANT ACCOUNTING POLICIES

- 4.1 The accounting policies adopted in the preparation of these financial statements are consistent with those of the previous financial year except as follows:

IAS 1 - "Presentation of financial statements (Revised)"

The Fund has adopted IAS - 1 "Presentation of Financial Statements (Revised)" which became effective during the year. The revised standard separates owner and non-owner changes in equity. The statement of changes in equity / unit holders' fund includes only details of transactions with owners, with non-owner changes in equity presented as a single line item in the statement of changes in equity / unit holders' fund. In addition, the standard introduces the statement of comprehensive income which presents all items of recognised income and expense, either in one single statement, or in two linked statements. The Fund has elected to present two statements.

IFRS 7 - "Financial Instruments: Disclosures (Amendments)"

The Fund has adopted IFRS - 7 "Financial Instruments: Disclosures (Amendments)" which became effective during the year. The amended standard requires additional disclosures about fair value measurement and liquidity risk. Fair value measurements related to items recorded at fair value are to be disclosed by source of inputs using a three level fair value hierarchy, by class, for all financial instruments recognised at fair value. In addition, a reconciliation between the beginning and ending balance for level 3 fair value measurement is now required, as well as significant transfers between levels in the fair value hierarchy. The amendments also clarify the requirements for liquidity management. The fair value measurement disclosures are presented in note 18.5 and 18.6 to the financial statements. The liquidity risk disclosures are not significantly impacted by the amendments and are presented in note 18.3 to the financial statements.

NOTES TO THE FINANCIAL STATEMENTS

FOR THE YEAR ENDED 30 JUNE 2010

In addition, the Fund has also adopted the following new and amended IFRS and IFRIC interpretations which became effective during the year. However, adoption of these standards, amendments and interpretations did not affect the financial statements:

- IFRS 2 - Share Based Payment - Amendments regarding Vesting Conditions and Cancellations (Amendment)
- IFRS 3 - Business Combinations (Revised)
- IFRS 8 - Operating Segments
- IAS 23 - Borrowing Costs (Revised)
- IAS 27 - Consolidated and Separate Financial Statement - Cost of an Investment in a Subsidiary, Jointly Controlled Entity or Associate (Amendments)
- IAS 27 - Consolidated and Separate Financial Statements (Amendment)
- IAS 32 - Financial Instruments: Presentation and IAS 1 Presentation of Financial Statements - Puttable Financial Instruments and Obligations Arising on Liquidation (Amendments)
- IAS 39 - Financial Instruments: Recognition and Measurement - Eligible hedged items (Amendments)
- IFRIC 15 - Agreements for the Construction of Real Estate
- IFRIC 16 - Hedges of a Net Investment in a Foreign Operation
- IFRIC 17 - Distributions of Non-cash Assets to owners
- IFRIC 18 - Transfers of Assets from Customers

4.2 Investments

The investments of the Fund, upon initial recognition, are classified as investment at fair value through income statement, held-for-trading investment or available-for-sale investment, as appropriate.

All investments, are initially measured at fair value plus, in the case of investments not at fair value through income statement, transaction costs that are directly attributable to acquisition.

All regular way purchases / sales of investments are recognised on the trade date, i.e. the date on which the Fund commits to purchase / sell the investment. Regular way purchases / sales of investments require delivery of securities within two days after transaction date as per the stock exchange regulations.

Investments at fair value through income statement

These include held-for-trading investments and such other investments that, upon initial recognition, are designated under this category. Investments are classified as held-for-trading if they are acquired for the purpose of selling in the near term. After initial measurement, such investments are carried at fair value and gains or losses on revaluation are recognised in the income statement.

Available-for-sale

Investments which are not classified in any of the preceding categories are classified as available-for-sale investments. After initial measurement, such investments are measured at fair value with unrealised gain or loss recognised directly in the statement of comprehensive income until the investment is derecognised or determined to be impaired at which time the cumulative gain or loss previously recognised in statement of comprehensive income is taken to the income statement.

4.3 Issue and redemption of units

Units issued are recorded at the offer price, determined by the management company for the application received by the distribution company / management company during business hours on that day. The offer price represents the Net Asset Value (NAV) per unit as of the close of the business day, plus the allowable sales load and provision of any duties and charges if applicable. The sales load is payable to the distribution company and the management company.

Units redeemed are recorded at the redemption price applicable to units for which the distribution company / management company receives redemption application during business hours of that day. The redemption price shall be equal to NAV as of the close of the business day, less an amount as the management company may consider to be an appropriate provision of duties and charges.

NOTES TO THE FINANCIAL STATEMENTS

FOR THE YEAR ENDED 30 JUNE 2010

4.4 Revenue recognition

Dividend income is recognised when the right to receive the dividend is established.

Interest income on bank balances, placements and deposits is recognised on an accrual basis.

Gain or loss on sale of securities is accounted for in the period in which it arises.

4.5 Expenses

All expenses chargeable to the Fund including remuneration of management company, trustee, annual fee of the SECP are recognised in the income statement on an accrual basis.

4.6 Provisions

Provisions are recognised when the Fund has a present legal or constructive obligation as a result of past events, it is probable that an outflow of resources embodying economic benefits will be required to settle the obligation and a reliable estimate of the obligation can be made. Provisions are regularly reviewed and adjusted to reflect the current best estimate.

4.7 Element of income and capital gains in prices of units issued less those in units redeemed

To prevent the dilution of per unit income and distribution of income already paid out on redemption as dividend, an equalisation account called "element of income and capital gains in prices of units issued less those in units redeemed" is created.

The "element of income and capital gains in prices of units issued less those in units redeemed" account is credited with the amount representing net income and capital gains accounted for in net asset value and included in the sale proceeds of units. Upon redemption of units, the "element of income and capital gains in prices of units issued less those in units redeemed" account is debited with the amount representing net income and capital gains accounted for in net asset value at the date of issue and included in the redemption price.

The net "element of income and capital gains in prices of units issued less those in units redeemed" during an accounting period is transferred to the income statement.

4.8 Taxation

The Fund is exempt from taxation under clause 99 of the Part I of the 2nd Schedule of the Income Tax Ordinance, 2001, subject to the condition that not less than 90% of its accounting income excluding realised and unrealised capital gains for the year is distributed amongst the Fund's unit holders. The Fund intends to avail this exemption for current and future periods. Accordingly, no provision is made for current and deferred taxation in these financial statements.

4.9 Financial instruments

All financial assets and financial liabilities are recognised at the time when the Fund becomes a party to the contractual provisions of the instrument. Financial assets are derecognised when the contractual rights to receive cash flows related to the asset expire. Financial liabilities are derecognised when they are extinguished, that is, when the obligation specified in the contract is discharged, cancelled, or expires. Any gain or loss on derecognition of the financial assets and financial liabilities is taken to income currently.

4.10 Offsetting of financial assets and liabilities

Financial assets and financial liabilities are only offset and the net amount reported in the statement of assets and liabilities when there is a legally enforceable right to set off the recognised amount and the Fund intends to either settle on a net basis, or to realise the asset and settle the liability simultaneously.

4.11 Distribution to unit holders

Distribution to unit holders is recognised upon declaration and approval by the Board of Directors of the management company.

4.12 Net asset value per unit

The net asset value per unit disclosed in the statement of assets and liabilities is calculated by dividing the net assets of the Fund by the number of units in issue at the year end.

NOTES TO THE FINANCIAL STATEMENTS FOR THE YEAR ENDED 30 JUNE 2010

4.13 Cash and cash equivalents

Cash and cash equivalents comprise bank balances and short term deposits.

5. ACCOUNTING ESTIMATES AND JUDGEMENTS

The preparation of financial statements requires management to make judgements, estimates and assumptions that affect the application of policies and reported amounts of assets and liabilities, income and expenses. The estimates and associated assumptions are based on historical experience and various other factors that are believed to be reasonable under the circumstances, the result of which form the basis of making judgements about carrying values of assets and liabilities. The estimates and underlying assumptions are reviewed on an ongoing basis.

Judgements made by management in the application of accounting policies that have significant effect on the financial statements and estimates with a significant risk of material adjustment mainly pertain to classification and valuation of investments as explained in the relevant accounting policies / notes in the financial statements.

6. STANDARDS, INTERPRETATIONS AND AMENDMENTS TO APPROVED ACCOUNTING STANDARDS THAT ARE NOT YET EFFECTIVE

The following revised standards, interpretations and amendments with respect to approved accounting standards as applicable in Pakistan would be effective from the dates mentioned below against the respective standard, interpretation or amendment:

Standard, interpretation or amendment		Effective date (accounting periods beginning on or after)
IAS - 24	Related Party Disclosures (Revised)	01 January 2011
IAS - 32	Financial Instruments: Presentation - Classification of Rights Issue (Amendment)	01 February 2010
IFRS - 2	Share based payment - Amendments relating to Group Cash-settled Share-based payment transactions	01 January 2010
IFRIC - 14	IAS - 19 - The limit on a defined benefit asset, Minimum Funding Requirements and their Interaction (Amendments)	01 January 2011
IFRIC - 19	Extinguishing Financial Liabilities with Equity Instruments	01 July 2010

The Fund expects that the adoption of the above revisions, interpretations and amendments of the standards will not affect the Fund's financial statements in the period of initial application.

In addition to the above, amendments / improvements to various accounting standards have also been issued by IASB as a result of its annual improvement project in April 2009. Such improvements are generally effective for accounting periods beginning on or after 1 January 2010. The Fund expects that such improvements to the standards will not have any material impact on the Fund's financial statements in the period of initial application.

	Note	2010 Rupees	2009 Rupees
7. BANK BALANCES			
In PLS saving accounts	7.1	52,487,442	48,588,184
In current accounts		20,225	20,225
		52,507,667	48,608,409

7.1 These carry rates of return ranging between 5% and 11% (2009: 5% and 12.5%) per annum and include balance of Rs. 9,804 (2009: Rs.21,822) with Atlas Bank Limited (a related party).

8. INVESTMENTS - at fair value through income statement

Listed equity securities - held-for-trading	8.1	580,294,790	637,133,700
---	-----	--------------------	--------------------

NOTES TO THE FINANCIAL STATEMENTS

FOR THE YEAR ENDED 30 JUNE 2010

	Number of shares				Rupees	Percentage of		
	At the beginning of the year	Acquired during the year	Bonus/ Right * shares during the year	Disposed during the year	At the end of the year	Market value	Total investments	Net assets
8.1 Listed equity securities - held for trading								
(Ordinary shares have a face value of Rs. 10/- each unless stated otherwise)								
Oil & Gas								
Attock Petroleum Limited	160,000	270,040	-	245,040	185,000	53,603,750	9.24	8.31
National Refinery Limited	55,000	355,000	-	114,925	295,075	53,954,464	9.30	8.36
Oil & Gas Development Company Limited	860,000	645,000	-	1,505,000	-	-	-	-
Pakistan Oilfields Limited	445,000	380,000	-	530,200	294,800	63,647,320	10.97	9.87
Pakistan Petroleum Limited	190,000	439,000	36,000	370,199	294,801	54,278,760	9.35	8.41
Pakistan State Oil Company Limited	220,000	416,227	-	446,227	190,000	49,438,000	8.52	7.66
Shell Pakistan Limited	-	101,350	-	101,350	-	-	-	-
	1,930,000	2,606,617	36,000	3,312,941	1,259,676	274,922,294	47.38	42.62
Chemicals								
Dawood Hercules Chemicals Limited	39,628	-	-	39,628	-	-	-	-
Engro Corporation Limited (Formerly- Engro Chemical Pakistan Limited)	346,700	503,300	15,000	665,000	200,000	34,716,000	5.98	5.38
Fauji Fertilizer Bin Qasim Limited	-	400,000	-	-	400,000	10,416,000	1.79	1.61
Fauji Fertilizer Company Limited	440,302	904,298	-	1,044,600	300,000	30,921,000	5.33	4.79
ICI Pakistan Limited	30,000	646,934	-	524,934	152,000	18,021,120	3.11	2.79
Sitara Chemical Industries Limited	83,200	-	-	83,200	-	-	-	-
	939,830	2,454,532	15,000	2,357,362	1,052,000	94,074,120	16.21	14.58
Construction and Materials								
Attock Cement Company Limited	-	100,000	-	100,000	-	-	-	-
D G Khan Cement Company Limited	100,000	1,380,800	-	1,380,800	100,000	2,362,000	0.41	0.37
Lucky Cement Limited	35,000	1,078,349	-	863,349	250,000	15,535,000	2.68	2.41
	135,000	2,559,149	-	2,344,149	350,000	17,897,000	3.08	2.77
Industrial Transportation								
Pakistan International Container Terminal Limited	-	125,000	-	125,000	-	-	-	-
General Industrials								
Packages Limited	85,000	15,000	-	100,000	-	-	-	-
Automobile and Parts								
Indus Motor Company Limited	-	88,160	-	88,160	-	-	-	-
Pak Suzuki Motor Company Limited	-	5,000	-	5,000	-	-	-	-
	-	93,160	-	93,160	-	-	-	-
Personal Goods								
Azgard Nine Limited	370,000	595,000	-	965,000	-	-	-	-
Nishat Mills Limited	175,000	2,267,502	225,000*	1,767,502	900,000	38,808,000	6.69	6.02
Thal Limited	35,000	-	-	35,000	-	-	-	-
	580,000	2,862,502	225,000	2,767,502	900,000	38,808,000	6.69	6.02
Fixed Line Telecommunication								
Pakistan Telecommunication Company Limited	1,094,900	1,450,000	-	1,444,900	1,100,000	19,580,000	3.37	3.04
Electricity								
Kot Addu Power Company Limited	750,000	1,816,376	-	2,566,376	-	-	-	-
The Hub Power Company Limited	1,200,000	3,661,523	-	3,861,523	1,000,000	31,960,000	5.51	4.95
	1,950,000	5,477,899	-	6,427,899	1,000,000	31,960,000	5.51	4.95
Banks								
Allied Bank Limited	-	1,138,353	10,000	948,353	200,000	11,390,000	1.96	1.77
Askari Bank Limited	-	331,108	-	331,108	-	-	-	-
Bank Alfalah Limited	664,016	1,980,403	-	1,544,419	1,100,000	10,406,000	1.79	1.61
Habib Bank Limited	81,380	225,095	6,500	213,070	99,905	9,715,761	1.67	1.51
MCB Bank Limited	315,000	648,740	20,000	783,740	200,000	38,838,000	6.69	6.02
National Bank of Pakistan	370,000	429,653	-	674,653	125,000	8,012,500	1.38	1.24
United Bank Limited	450,141	874,283	12,500	1,136,924	200,000	10,842,000	1.87	1.68
	1,880,537	5,627,635	49,000	5,632,267	1,924,905	89,204,261	15.37	13.83

NOTES TO THE FINANCIAL STATEMENTS FOR THE YEAR ENDED 30 JUNE 2010

	Number of shares					Rupees	Percentage of	
	At the beginning of the year	Acquired during the year	Bonus/ Right shares during the year *	Disposed during the year	At the end of the year	Market value	Total investments	Net assets
(Ordinary shares have a face value of Rs. 10/- each unless stated otherwise)								
Non Life Insurance								
Adamjee Insurance Company Limited	280,040	652,500	12,500	771,666	173,374	13,849,115	2.39	2.15
Financial Services								
Arif Habib Securities Limited	218,750	-	-	218,750	-	-	-	-
Market value of investments as at 30 June 2010						580,294,790	100.00	89.95

8.2 The cost of held for trading investments is Rs. 635,683,872 (2009: Rs.849,953,950).

8.3 The above investments include 100,000, 100,000, 125,000, 200,000 , 100,000 and 100,000 shares of Pakistan Oilfields Limited, Pakistan Petroleum Limited, Pakistan State Oil Company Limited, Fauji Fertilizer Company Limited, MCB Bank Limited and United Bank Limited respectively, pledged with NCCPL.

	Note	2010 Rupees	2009 Rupees
9. SECURITY DEPOSITS			
National Clearing Company of Pakistan Limited (NCCPL)		2,500,000	2,500,000
Central Depository Company of Pakistan Limited (CDC)		100,000	100,000
		2,600,000	2,600,000

10. PAYABLE TO THE MANAGEMENT COMPANY - Related Party

In accordance with the provisions of the NBFC Regulations, the management company is entitled to receive a remuneration during the first five years of the Fund, at the rate not exceeding 3% of the average annual net assets of the Fund and thereafter at the rate of 2% of such assets. The management company has charged its remuneration from 1 July 2009 to 22 November 2009 at the rate of 3% per annum and from 23 November 2009 to 30 June 2010 at the rate of 2% of the average net assets of the Fund (2009: 3% per annum).

11. PAYABLE TO THE TRUSTEE - Related Party

Trustee fee	11.1	112,960	112,153
Settlement charges		13,213	4,934
		126,173	117,087

11.1 The trustee is entitled to monthly remuneration for services rendered to the Fund under the provisions of the trust deed as follows:

On net assets:

- up to Rs.1,000 million Rs. 0.7 million or 0.20% per annum of Net Asset Value, whichever is higher.
- exceeding Rs.1,000 million Rs. 2.0 million plus 0.10% per annum of Net Asset Value exceeding Rs. 1,000 million.

12. PAYABLE TO THE SECP

Represents annual fee payable to SECP in accordance with the NBFC Regulations, whereby the Fund is required to pay SECP an amount equal to 0.095% of the average annual net assets of the Fund.

NOTES TO THE FINANCIAL STATEMENTS

FOR THE YEAR ENDED 30 JUNE 2010

	Note	2010	2009
		----- Rupees -----	
13. ACCRUED AND OTHER LIABILITIES			
Auditors' remuneration payable		299,782	240,291
Brokerage payable		-	584
NCCPL charges payable		23,069	3,196
Printing charges payable		220,000	222,000
Sales load payable		-	1,543
Withholding tax payable		-	95,078
Zakat payable		2,055	9,773
Payable to unit holders against redemption of units		67,843	67,843
Provision for Workers' Welfare Fund	13.1	4,072,326	-
		4,685,075	640,308

13.1 The Finance Act, 2008 introduced an amendment to the Workers Welfare Fund (WWF) Ordinance, 1971, whereby the definition of "industrial establishment" was amended to include therein any establishment to which the West Pakistan Shops and Establishment Ordinance, 1969 applies. Management company of the Fund, based on a legal advice obtained through Mutual Funds Association of Pakistan (MUFAP) was of a firm view that Collective Investment Schemes (CIS) were not establishments and therefore, the WWF Ordinance should not be applicable to such schemes. The MUFAP had also filed a constitutional petition in the High Court of Sindh (the Court) on behalf of the members, challenging the applicability of WWF to the CIS. The said petition was dismissed by the Court vide its order dated 25 May 2010 on the main ground that the MUFAP (petitioner) could not be held entitled to maintain a petition in respect of its members as it was not the aggrieved party, and the main ground could be examined when the aggrieved parties directly approached the Court for redressal.

Consequently, on 30 June 2010, a constitutional petition was filed in the High Court of Sindh by certain representative CIS and approved pension funds under the Voluntary Pension System Rules, 2005, through their trustees, M/s Central Depository Company of Pakistan Limited, and with the management company of the Fund as management company, which is pending adjudication.

In the meantime, clarification has been obtained by the MUFAP from the Ministry of Labour & Manpower, Workers' Welfare Fund, Govt. of Pakistan, which, through their letter nos. WWF (A - II).11(5)/2010 dated 8 July 2010 and 15 July 2010, has clarified that the WWF Ordinance, 1971 does not have any provisions for the applicability of WWF on those entities whose incomes are exempt from income tax under any provisions of any law, and that mutual funds are a product being managed / sold by asset management companies which are liable to contribute towards the said WWF levy. The said clarifications and legal advices sought from legal advisors are presently under the consideration of the MUFAP. In the meantime, the management company of the Fund, as a matter of abundant caution, has made a provision for WWF in the financial statements.

	2010	2009
	----- Rupees -----	
14. INTEREST INCOME		
PLS saving and term deposit accounts	7,506,682	9,210,858
Placements	30,137	71,507
	7,536,819	9,282,365

15. SECURITIES TRANSACTION COST

Represent brokerage, Federal Excise Duty / Capital Value Tax and settlement charges.

16. AUDITORS' REMUNERATION

Audit fee	192,000	192,000
Half yearly review of financial statements	96,000	96,000
Certification charges	30,000	-
Review of compliance with Code of Corporate Governance	40,000	40,000
Out of pocket expenses	84,159	47,000
	442,159	375,000

NOTES TO THE FINANCIAL STATEMENTS

FOR THE YEAR ENDED 30 JUNE 2010

2010 2009
----- Rupees -----

17. TRANSACTIONS WITH RELATED PARTIES / CONNECTED PERSONS

Atlas Asset Management Limited (Management Company)

Remuneration of the management company	18,012,081	21,885,086
Remuneration paid	18,525,002	23,602,096

Central Depository Company of Pakistan Limited (Trustee)

Trustee fee	1,554,946	1,484,311
Settlement charges	101,906	46,273

Atlas Fund of Funds (Fund under common management)

Bonus Nil (2009: 5,570) units	-	2,882,616
Sale of Nil (2009: 30,283) units	-	15,000,000
Redemption of 19,561 (2009: 42,722) units	10,000,000	15,735,853
Outstanding 50,439 (2009:70,000) units	22,303,095	24,789,100

Atlas Bank Limited (Group Company)

Interest income	2,401	2,589,188
Bank Charges	-	125
Term deposits receipts placed	-	100,000,000
Term deposits receipts matured	-	100,000,000
Bonus Nil (2009: 4,857) units	-	2,513,733
Outstanding 71,890 (2009:71,890) units	31,788,184	25,458,296

Atlas Insurance Limited (Group Company)

Bonus Nil (2009: 528) units	-	273,225
Redemption of Nil (2009:528) units	-	273,225
Outstanding 7,286 (2009:7,286) units	3,221,718	2,580,187

Atlas Capital Markets (Private) Limited (Group Company)

Brokerage commission	358,008	225,015
Brokerage payable	40,600	5,000

Key Management Personnel of Management Company

Chief Executive

Bonus Nil (2009: 129) units	-	66,799
Sale of 1,248 (2009: Nil) units	500,000	-
Outstanding 3,158 (2009: 1,910) units	1,396,754	676,524

Directors

Bonus Nil (2009: 4,318) units	-	2,235,125
Sale of 687 (2009: Nil) units	310,000	-
Outstanding 64,609 (2009: 63,922) units	28,568,889	22,636,634

Executives

Bonus Nil (2009: 42) units	-	21,739
Sale of Nil (2009: 2,343) units	-	716,763
Redemption of Nil (2009: 2,353) units	-	739,156
Outstanding 520 (2009: 612) units	229,791	216,763

17.1 The transactions with related parties / connected persons are in the normal course of business at contracted rates and terms determined in accordance with market rates.

17.2 The outstanding balances of related parties / connected persons are included in the respective notes to the financial statements.

NOTES TO THE FINANCIAL STATEMENTS FOR THE YEAR ENDED 30 JUNE 2010

18. FINANCIAL RISK MANAGEMENT OBJECTIVES AND POLICIES

18.1 The Fund's objective in managing risk is the creation and protection of unit holders' value. Risk is inherent in the Fund's activities, but it is managed through monitoring and controlling activities which are primarily set up to be performed based on limits established by the management company, Fund's constitutive documents and the regulations and directives of the SECP. These limits reflect the business strategy and market environment of the Fund as well as the level of the risk that Fund is willing to accept. The Board of Directors of the management company supervises the overall risk management approach within the Fund. The Fund is exposed to market risk, credit risk and liquidity risk arising from the financial instruments it holds.

18.2 Market risk

Market risk is the risk that the fair value or future cash flows of financial instruments will fluctuate due to changes in market variables such as interest rates, foreign exchange rates and equity prices.

(i) Interest rate risk

Interest rate risk is the risk that the value of the financial instrument will fluctuate due to changes in the market interest rates. As of 30 June 2010, the Fund is exposed to such risk in respect of bank balances. The bank balances are subject to interest rates as declared by the respective bank on periodic basis. Management company of the Fund estimates that 1% increase in the market interest rate, with all other factors remaining constant, would increase the Fund's income by Rs. 524,874 (2009: Rs. 486,084) and a 1% decrease would result in a decrease in the Fund's income by the same amount. However, in practice, the actual results may differ from the sensitivity analysis.

(ii) Foreign currency risk

Foreign currency risk is the risk that the fair value or future cash flows of a financial instrument will fluctuate because of changes in foreign exchange rates. The Fund does not have any financial instruments in foreign currencies and hence is not exposed to such risk.

(iii) Equity price risk

Equity price is risk of volatility in share prices resulting from their dependents on market sentiments, speculative activities, supply and demand for shares and liquidity in the market. The value of investments may fluctuate due to change in business cycles affecting the business of the investee company, change in business circumstances of the investee company, its business sector, industry and / or the economy in general. Management company of the Fund estimates that a 10% increase in the overall equity prices in the market with all other factors remaining constant would increase the Fund's income by Rs.58,029,479 (2009 Rs: 63,713,370) and a 10% decrease would result in a decrease in the Fund's income by the same amount. However, in practice, the actual results may differ from the sensitivity analysis.

18.3 Liquidity risk

Liquidity risk is defined as the risk that the Fund will encounter difficulty in meeting obligations associated with financial liabilities. Liquidity risk arises because of the possibility that the Fund could be required to pay its liabilities earlier than expected. The Fund is exposed to cash redemptions of its redeemable units on a regular basis. Units are redeemable at the unit holder's option based on the Fund's net asset value per unit at the time of redemption calculated in accordance with the Fund's constitutive documents.

The table below summaries the maturity profile of the Fund's financial instruments. The analysis into relevant maturity groupings is based on the remaining period at the end of the reporting period to the contractual maturity date. However, the assets and liabilities that are receivable / payable on demand including bank balances have been included in the maturity grouping of one month:

NOTES TO THE FINANCIAL STATEMENTS

FOR THE YEAR ENDED 30 JUNE 2010

2010	Within 1 month	1 to 3 months	3 to 12 months	Financial instruments without maturity	Total
	----- Rupees -----				
Assets					
Bank balances	52,507,667	-	-	-	52,507,667
Receivable against sale of securities	20,964,227	-	-	-	20,964,227
Investments	-	-	-	580,294,790	580,294,790
Dividend receivable	2,100,000	-	-	-	2,100,000
Interest accrued	89,390	-	-	-	89,390
Prepayments and other receivables	-	-	14,777	-	14,777
Security deposits	-	-	-	2,600,000	2,600,000
	75,661,284	-	14,777	582,894,790	658,570,851
Liabilities					
Payable against purchase of securities	6,799,221	-	-	-	6,799,221
Payable to the management company	-	1,092,799	-	-	1,092,799
Payable to the trustee	126,173	-	-	-	126,173
Payable to the SECP	-	738,588	-	-	738,588
Accrued and other liabilities	92,967	519,782	4,072,326	-	4,685,075
	7,018,361	2,351,169	4,072,326	-	13,441,856
Net assets / (liabilities)	68,642,923	(2,351,169)	(4,057,549)	582,894,790	645,128,995

2009	Within 1 month	1 to 3 months	3 to 12 months	Financial instruments without maturity	Total
	----- Rupees -----				
Assets					
Bank balances	48,608,409	-	-	-	48,608,409
Receivable against sale of securities	3,454,278	-	-	-	3,454,278
Investments	-	-	-	637,133,700	637,133,700
Dividend receivable	3,471,183	-	-	-	3,471,183
Interest accrued	147,611	-	-	-	147,611
Prepayments and other receivables	-	-	29,777	-	29,777
Security deposits	-	-	-	2,600,000	2,600,000
	55,681,481	-	29,777	639,733,700	695,444,958
Liabilities					
Payable against purchase of securities	3,120,242	-	-	-	3,120,242
Payable to the management company	-	1,605,720	-	-	1,605,720
Payable to the trustee	117,087	-	-	-	117,087
Payable to the SECP	-	734,087	-	-	734,087
Accrued and other liabilities	80,812	240,291	319,205	-	640,308
	3,318,141	2,580,098	319,205	-	6,217,444
Net assets / (liabilities)	52,363,340	(2,580,098)	(289,428)	639,733,700	689,227,514

18.4 Credit risk

Credit risk arises from the inability of the issuers of the instruments or the counter party to fulfil their obligations. There is a possibility of default by participants or failure of the financial markets / stock exchanges, the depositories, the settlements or clearing system, etc. The Fund's policy is to enter into financial contracts in accordance with the internal risk management policies and investment guidelines approved by the Investment Committee. The Fund's maximum exposure to credit risk as of 30 June 2010 amounts to Rs. 78,261,284 (2009: Rs. 58,281,481).

NOTES TO THE FINANCIAL STATEMENTS

FOR THE YEAR ENDED 30 JUNE 2010

18.4.1 Credit quality of financial assets

The credit quality of financial assets that are neither past due nor impaired can be assessed by reference to external credit ratings or to historical information about counterparty default rates:

Rating	% of financial assets exposed to credit risk	
	2010	2009
AA	13.19	13.59
AA-	54.00	70.03
A-	0.01	0.04
Others	32.79	16.34
	100.00	100.00

18.5 Fair value of financial instruments

Fair value is the amount for which an asset could be exchanged, or a liability settled, between knowledgeable willing parties in an arm's length transaction.

Financial assets which are tradable in an open market are revalued at the market prices prevailing on the statement of assets and liabilities date. The estimated fair value of all other financial assets and liabilities is considered not significantly different from book value.

18.6 Fair value hierarchy

Following hierarchy is used in determining and disclosing the fair value of financial instruments by the following valuation technique:

- Level 1 : quoted prices in active markets for identical assets.
- Level 2 : other techniques for which all inputs which have a significant effect on the recorded fair value are observable, either directly or indirectly.
- Level 3 : techniques which use inputs which have a significant effect on the recorded fair value that are not based on observable market data.

As the Fund only invests in listed equity securities, the fair value of the investments in based on level 1 valuation technique.

18.7 Capital management

The Fund's objective when managing unit holders' funds is to safe guard the Fund's ability to continue as a going concern so that it can continue to provide optimum returns to its unit holders and to ensure reasonable safety of capital. The Fund manages its investment portfolio and other assets by monitoring return on net assets and makes adjustments to it in the light of changes in markets' conditions. The capital structure depends on the issuance and redemption of units.

19. SUBSEQUENT EVENT - DISTRIBUTION TO UNITHOLDERS PER UNIT

The Board of Directors of management company, in their meeting held on 8 July 2010 , approved a distribution of Rs.125 (2009: Rs. Nil) per unit on the face value of Rs. 500 each, i.e. 25% (2009: Nil %), amounting to Rs.182,372,723 (2009: Rs.Nil).

NOTES TO THE FINANCIAL STATEMENTS FOR THE YEAR ENDED 30 JUNE 2010

20. UNIT HOLDING PATTERN OF THE FUND

Category	2010			2009		
	Number of unit holders	Amount Rupees	% of total	Number of unit holders	Amount Rupees	% of total
Individuals	262	93,819,140	14.54%	323	90,382,051	13.11%
Associated Companies/ Directors	6	86,496,160	13.41%	7	76,140,297	11.05%
Insurance Companies	3	1,002,192	0.16%	4	5,216,082	0.76%
Banks/ DFIs	2	139,040,947	21.55%	2	111,354,116	16.16%
NBFCs	1	4,786	-	1	3,833	-
Retirement Funds	53	322,585,954	50.00%	65	302,283,066	43.86%
Others	1	2,179,816	0.34%	3	103,848,069	15.06%
	328	645,128,995	100.00%	405	689,227,514	100.00%

21. LIST OF TOP TEN BROKERS BY PERCENTAGE OF THE COMMISSION PAID

2010		2009	
Name of broker	Percentage of commission paid	Name of broker	Percentage of commission paid
Taurus Securities Limited	11.90%	JS Global Capital Limited	13.53%
Invisor Securities (Private) Limited	11.63%	Taurus Securities Limited	12.69%
JS Global Capital Limited	10.07%	Atlas Capital Markets (Private) Limited	12.64%
IGI Finex Securities Limited	8.56%	Global Securities Pakistan Limited	9.29%
Atlas Capital Markets (Private) Limited	7.19%	BMA Capital Management Limited	6.61%
Global Securities Pakistan Limited	6.72%	Invest Capital Investment Bank Limited	6.32%
AKD Securities Limited	6.43%	IGI Finex Securities Limited	6.22%
Invest Capital Investment Bank Limited	6.28%	Al-Habib Capital Markets (Private) Limited	4.92%
Al-Hoqani Securities & Investment Corporation (Private) Limited	4.66%	Invisor Securities (Private) Limited	4.61%
Topline Securities (Private) Limited	4.51%	AKD Securities Limited	4.29%

22. THE MEMBERS OF THE INVESTMENT COMMITTEE

Following are the members of the Investment Committee of the Fund:

Name	Designation	Qualification	Overall experience
Mr. M. Habib-ur-Rahman	Chief Executive Officer	FCA	42 Years
Mr. Frahim Ali Khan	Director	B. Com./LLB	43 Years
Mr. Ali H. Shirazi	Director	Masters in Law	6.5 years
Mr. M. Abdul Samad	Chief Investment Officer	MBA (Finance)-UK	10 Years
Mr. Khalid Mehmood	Fund Manager - Equity Markets	MBA - Finance	6 Years

NOTES TO THE FINANCIAL STATEMENTS FOR THE YEAR ENDED 30 JUNE 2010

23. NAME AND QUALIFICATION OF FUND MANAGER

Name	Designation	Qualification	Other Funds managed by the Fund Manager
Mr. Khalid Mehmood	Fund Manager - Equity Market	MBA - Finance	Atlas Islamic Stock Fund Atlas Fund of Funds

24. MEETINGS OF BOARD OF DIRECTORS OF THE MANAGEMENT COMPANY

The details of dates of Board meetings of the management company of the Fund, and the attendance of the Board members are given below:

	Meeting held on						
	03 July 2009	26 Aug 2009	27 Oct 2009	21 Jan 2010	22 Feb 2010	06 April 2010	26 April 2010
Mr. Yusuf H. Shirazi	P	P	P	P	P	P	P
Mr. M. Habib-ur-Rahman	P	P	P	P	P	P	P *
Mr. Tariq Amin	P	P	P	P	P	P	P
Mr. Frahim Ali Khan	P	P	P	P	P	P	P
Mr. Ali H. Shirazi	P	P	P	P	P	P	P
Mr. M. Ashraf Janjua	P	P	P	P	P	P	L
Mr. Arshad P. Rana (w.e.f. 19 August 2009)	-	P	L	P	L	P	P
Mr. Michael Vergara Ferrer (Uptil 10 July 2009)	L	N/A	N/A	N/A	N/A	N/A	N/A

* Attended through teleconference call.

P Present

L Leave of absence

N/A Not Applicable

25. RATING OF THE FUND AND THE MANAGEMENT COMPANY

The Pakistan Credit Rating Agency Limited (PACRA) has maintained the asset manager rating of "AM3+" assigned to the management company for FY 2008-09.

PACRA has assigned a "3 star" normal rating, and a "3 Star" long term rating to the Fund, for FY 2008-09.

NOTES TO THE FINANCIAL STATEMENTS FOR THE YEAR ENDED 30 JUNE 2010

26. GENERAL

26.1 Figures have been rounded off to the nearest Rupee.

26.2 Certain prior year's figures have been reclassified for the purpose of comparison. However, there were no material reclassifications to report.

27. DATE OF AUTHORISATION FOR ISSUE

These financial statements were authorised for issue by the Board of Directors of the management company on 20 August 2010.

**For Atlas Asset Management Limited
(Management Company)**

M. Habib-ur-Rahman
Chief Executive Officer

Yusuf H. Shirazi
Chairman

Tariq Amin
Director

Head Office

Ground Floor, Federation House, Sharae Firdousi,
Clifton, Karachi-75600, Pakistan. Ph: (92-21) 35379501- 04
Fax: (92-21) 35379280 UAN: 111- MUTUAL (6-888-25)
Website: www.atlasfunds.com.pk

Lahore Office

C/o. Atlas Honda Limited,
1-Mcleod Road, Lahore.
Ph: (92-42) 37225015-17
Fax: (92-42) 37351119

Rawalpindi Office

C/o. Atlas Bank Limited,
60, Bank Road, Rawalpindi.
Ph: (92-51) 35566671, 35564123
Fax: (92-51) 35528148